

European Championships
Rhythmic Sports Gymnastics
Porto - Matosinhos'98
Results



UNION EUROPÉENNE
DE GYMNASTIQUE
EUROPÄISCHE
TURNUNION
EUROPEAN UNION
OF GYMNASTICS

Exercices individuels





Individual exercises

Compétition I: Concours multiple par équipes

Competition I: All around team competition

CLASSEMENT FINAL

FINAL RESULTS

Rang Rank	Num Num	Fédération Federation	Féd Fed					TOTAL
1.	3	BELARUS	BLR	19.850	19.816	19.866	19.756	79.298
2.	33	UKRAINE	UKR	19.815	19.799	19.799	19.766	79.179
3.	27	RUSSIA	RUS	19.849	19.666	19.749	19.799	79.063
4.	4	BULGARIA	BUL	19.683	19.649	19.666	19.750	78.748
5.	8	SPAIN	ESP	19.574	19.490	19.545	19.533	78.142
6.	11	FRANCE	FRA	19.466	19.461	19.516	19.253	77.696
7.	14	GERMANY	GER	19.483	19.420	19.332	19.374	77.609
8.	15	GREECE	GRE	19.295	19.445	19.424	19.266	77.430
9.	24	POLAND	POL	18.991	19.487	19.182	19.399	77.059
10.	18	ITALY	ITA	19.474	18.574	19.511	19.499	77.058
11.	17	ISRAEL	ISR	19.391	18.957	19.283	19.283	76.914
12.	10	FINLAND	FIN	19.050	19.024	18.933	19.032	76.039
13.	16	HUNGARY	HUN	19.045	18.911	19.020	18.899	75.875
14.	28	SLOVENIA	SLO	18.882	18.936	19.003	18.937	75.758
15.	7	CZECH REPUBLIC	CZE	18.916	19.015	18.774	19.007	75.712
16.	25	PORTUGAL	POR	19.036	18.774	18.932	18.791	75.533
16.	26	ROMANIA	ROM	18.866	19.028	18.953	18.686	75.533
18.	1	AUSTRIA	AUT	18.866	18.841	18.766	18.824	75.297
19.	6	CYPRUS	CYP	18.807	18.741	18.757	18.628	74.933
20.	9	ESTONIA	EST	18.782	18.637	18.699	18.278	74.396
21.	30	SLOVAKIA	SVK	18.723	18.766	18.266	18.637	74.392
22.	20	LITHUANIA	LTU	18.645	18.587	18.644	18.491	74.367
23.	23	NORWAY	NOR	18.728	18.115	18.595	18.528	73.966
24.	2	BELGIUM	BEL	18.595	18.440	18.620	18.291	73.946
25.	22	NETHERLANDS	NED	18.515	18.720	18.374	18.270	73.879
26.	13	GEORGIA	GEO	18.020	18.461	18.704	18.395	73.580
27.	34	YUGOSLAVIA	YUG	18.348	18.415	18.353	18.453	73.569
28.	31	SWEDEN	SWE	18.448	18.224	18.532	18.203	73.407
29.	29	SWITZERLAND	SUI	18.282	17.920	18.220	17.832	72.254
30.	19	LATVIA	LAT	18.132	17.961	18.020	17.523	71.636
31.	32	TURKEY	TUR	18.345	17.770	17.558	17.758	71.431
32.	12	GREAT BRITAIN	GBR	18.157	17.599	17.608	17.670	71.034
33.	21	MOLDOVA	MDA	17.487	17.166	17.816	17.441	69.910
34.	5	CROATIA	CRO	17.595	17.003	16.991	16.507	68.096

European Championships
Rhythmic Sports Gymnastics
Porto - Matosinhos '98
Results



UNION EUROPEENNE
DE GYMNASTIQUE
EUROPÄISCHE
TURNUNION
EUROPEAN UNION
OF GYMNASTICS





Exercices individuels

Individual exercises

Compétition II: Concours individuel multiple

Competition II: All around individual competition

CLASSEMENT FINAL
FINAL RESULTS

Rang	Num	Nom	Prénom	Féd					TOTAL
Rank	Num	Name	Firstname	Fed					
1.	131	KABAEVA	Alina	RUS	9.941	9.950	9.916	9.925	39.732
2.	10	PAVLINA	Eugenia	BLR	9.933	9.925	9.941	9.925	39.724
3.	130	BATYRCHINA	Yanina	RUS	9.941	9.966	9.933	9.883	39.723
4.	50	SERRANO	Eva	FRA	9.908	9.916	9.900	9.916	39.640
5.	11	RASKINA	Yulia	BLR	9.908	9.941	9.916	9.850	39.615
6.	161	SEREBRIANSKAYA	Ekaterina	UKR	9.891	9.925	9.899	9.900	39.615
7.	160	VITRICHENKO	Elena	UKR	9.891	9.929	9.916	9.845	39.581
8.	15	ALEXANDROVA	Teodora	BUL	9.841	9.812	9.908	9.900	39.461
9.	35	CID TOSTADO	Almudena	ESP	9.875	9.849	9.850	9.825	39.399
10.	16	DANOVA	Viktoria	BUL	9.816	9.883	9.825	9.825	39.349
11.	36	DOMINGUEZ	Esther	ESP	9.833	9.762	9.808	9.779	39.182
12.	85	MARCHESI	Susanna	ITA	9.841	9.741	9.774	9.783	39.139
13.	86	ZACCHILLI	Laura	ITA	9.775	9.808	9.800	9.749	39.132
14.	116	KWITNIEWSKA	Anna	POL	9.703	9.816	9.749	9.824	39.092
15.	65	SCHAUFLEER	Edita	GER	9.741	9.766	9.766	9.725	38.998
16.	70	POLYDOROU	Irene	GRE	9.733	9.733	9.741	9.716	38.923
17.	71	KARIAMI	Chara	GRE	9.616	9.749	9.641	9.700	38.706
18.	45	LAUTALA	Heini	FIN	9.708	9.645	9.700	9.641	38.694
19.	80	TOKAEV	Svetlana	ISR	9.629	9.712	9.679	9.637	38.657
20.	66	ASMUS	Helena	GER	9.612	9.699	9.570	9.679	38.560
21.	120	NASCIMENTO	Susana	POR	9.633	9.558	9.716	9.558	38.465
22.	135	JEREMIC	Dusica	SLO	9.649	9.587	9.649	9.529	38.414
23.	115	BRANDEBURA	Agnieszka	POL	9.475	9.695	9.541	9.691	38.402
24.	81	SULEMA	Dana	ISR	9.691	9.608	9.591	9.412	38.302
25.	125	MOLDOVAN	Iulia	ROM	9.649	9.141	9.645	9.491	37.926
26.	1	SCHIELIN	Birgit	AUT	9.483	9.483	9.479	9.466	37.911

European Championships
Rhythmic Sports Gymnastics
Porto - Matosinhos'98
Results



UNION EUROPEENNE
DE GYMNASTIQUE
EUROPÄISCHE
TURNUNION
EUROPEAN UNION
OF GYMNASTICS

Exercices individuels
Individual exercises

Compétition III: Finales par engins
Competition III: Apparatus finals

CLASSEMENT FINAL
FINAL RESULTS



1. BATYRCHINA Yanina	RUS	9.950
2. SEREBRIANSKAYA Ekaterina	UKR	9.933
3. VITRICHENKO Elena	UKR	9.925
4. RASKINA Yulia	BLR	9.925
5. PAVLINA Eugenia	BLR	9.916
6. SERRANO Eva	FRA	9.916
7. KABAEVA Alina	RUS	9.883
8. ALEXANDROVA Teodora	BUL	9.866



1. SEREBRIANSKAYA Ekaterina	UKR	9.950
2. BATYRCHINA Yanina	RUS	9.941
3. SERRANO Eva	FRA	9.933
4. VITRICHENKO Elena	UKR	9.929
5. RASKINA Yulia	BLR	9.925
6. PAVLINA Eugenia	BLR	9.908
7. DANOVA Viktoria	BUL	9.908
8. KWITNIEWSKA Anna	POL	9.866



1. VITRICHENKO Elena	UKR	9.950
2. SERRANO Eva	FRA	9.941
3. RASKINA Yulia	BLR	9.925
4. PAVLINA Eugenia	BLR	9.916
5. TSCHASCHINA Irina	RUS	9.908
6. POPOVA Tatiana	UKR	9.900
7. ALEXANDROVA Teodora	BUL	9.891
8. ZARIPOVA Amina	RUS	9.808



1. PAVLINA Eugenia	BLR	9.933
2. BATYRCHINA Yanina	RUS	9.933
3. SEREBRIANSKAYA Ekaterina	UKR	9.933
4. VATKINA Valeria	BLR	9.925
5. SERRANO Eva	FRA	9.908
6. EROFEEVA Tamara	UKR	9.908
7. DANOVA Viktoria	BUL	9.900
8. MARCHESI Susanna	ITA	9.849

Heure: 16:32 Page: 1
Date: 31-05-1998