











## Team Results

Rank	Name	NOC Code									SJ Pen	Total
			D E	Total Rk. Pen.	D E	Total Rk. Pen.	D E	Total Rk. Pen.	D E	Total Rk. Pen.		
1	<b>Italy</b>	ITA	<b>41.165</b>		<b>42.999</b>		<b>41.666</b>		<b>39.466</b>			<b>165.296</b> Q
	D'AMATO Alice		5.0 8.966	13.966 6	6.4 8.233	14.633 1	5.8 7.966	13.766 4	5.7 7.166	12.466 25	0.400	<b>54.831</b>
	D'AMATO Asia											<b>0.000</b>
	ESPOSITO Manila		4.6 8.966	13.566 13	5.9 8.166	14.066 4	6.0 8.200	14.200 1	5.7 7.900	13.600 2		<b>55.432</b>
	IORIO Elisa				6.3 8.000	14.300 3						<b>14.300</b>
	ANDREOLI Angela		4.6 9.033	13.633 10			5.7 8.000	13.700 5	5.9 7.800	13.400 5	0.300	<b>40.733</b>
2	<b>Great Britain</b>	GBR	<b>41.866</b>		<b>41.566</b>		<b>38.199</b>		<b>39.799</b>			<b>161.430</b> Q
	MARTIN Abigail		5.0 8.800	13.800 7					5.7 7.633	13.233 6	0.100	<b>27.033</b>
	KINSELLA Alice		5.0 9.000	14.000 5	5.8 7.533	13.333 14	5.3 7.500	12.800 24	5.5 7.966	13.466 3		<b>53.599</b>
	FENTON Georgia-Mae				5.8 7.933	13.733 7	5.4 7.066	12.466 41				<b>26.199</b>
	DOWNIE Rebecca				6.4 8.100	14.500 2	4.9 8.033	12.933 12				<b>27.433</b>
	EVANS Ruby		5.0 9.066	14.066 4					5.4 7.700	13.100 8		<b>27.166</b>







## Team Results

Rank	Name	NOC Code									SJ Pen	Total			
			D	Total Rk.	D	Total Rk.	D	Total Rk.	D	Total Rk.			E	Pen.	E
3	<b>France</b>	FRA	<b>42.033</b>		<b>38.299</b>		<b>39.499</b>		<b>39.299</b>			<b>159.130</b> Q			
	OSYSSEK-REIMER Morgane				5.2	13.000	25	5.5	12.866	17	5.6	13.400	4	<b>39.266</b>	
	DEVILLARD Coline		5.4	14.500	1			5.4	12.833	21				<b>27.333</b>	
	CHARPY Lorette		9.100					5.8	13.333	14				<b>13.333</b>	
	BOYER Marine		4.2	13.233	23			6.0	13.800	3	4.9	12.866	11	<b>39.899</b>	
	VAN EIJKEN Ming		9.033					7.800			7.966			<b>39.299</b>	
			5.4	14.300	2	5.2	11.966	61			5.2	13.033	9		
			8.900			6.766					7.833				
4	<b>Romania</b>	ROU	<b>40.666</b>		<b>39.033</b>		<b>40.066</b>		<b>39.033</b>			<b>158.798</b> Q			
	BARBOSU Ana		5.0	13.666	9	6.1	12.933	33						<b>26.599</b>	
	COSMAN Lilia		8.666			6.833								<b>52.366</b>	
	GHIGOARTA Amalia		4.6	13.400	19	5.5	13.100	18	5.8	13.266	6	5.1	12.600	21	<b>38.433</b>
	MANECA-VOINEA Sabrina		8.800			7.600		7.466			7.500			<b>41.400</b>	
						5.3	13.000	27	5.6	12.700	29	5.2	12.733	16	
						7.700		7.100			7.533				
			5.0	13.600	12			6.5	14.100	2	5.8	13.700	1	<b>41.400</b>	
			8.600					7.600			7.900				







## Team Results

Rank	Name	NOC Code									SJ Pen	Total			
			D	Total Rk.	D	Total Rk.	D	Total Rk.	D	Total Rk.			E	Pen.	E
5	<b>Spain</b>	ESP	<b>39.866</b>		<b>39.066</b>		<b>38.065</b>		<b>37.465</b>			<b>154.462</b> Q			
	CASABUENA Laura				5.1	13.000	24					<b>13.000</b>			
					7.900										
	MASFERRER Laia		4.6	13.500	15			5.1	11.766	70	4.8	12.266	35	<b>37.532</b>	
			8.900					6.666			7.466				
	PEREZ Ana		4.2	12.966	48	5.2	13.066	22	5.2	13.166	8		<b>39.198</b>		
			8.766			7.866			7.966						
	ESCUDERO Marina										4.5	12.033	51	<b>12.033</b>	
											7.533				
	PETISCO Alba		4.6	13.400	19	5.3	13.000	27	5.6	13.133	9	5.4	13.166	7	<b>52.699</b>
			8.800			7.700			7.533		7.766				
6	<b>Netherlands</b>	NED	<b>40.232</b>		<b>39.265</b>		<b>37.232</b>		<b>37.266</b>			<b>153.995</b> Q			
	VAN POL Vera		4.6	13.566	13	5.2	12.866	34			4.9	12.633	19	<b>39.065</b>	
			8.966			7.666					7.733				
	GEURTS Elisabeth		5.0	13.466	17	5.7	13.466	13	4.3	12.166	52		<b>39.098</b>		
			8.766	0.300		7.766			7.866						
	VOLLEMAN Tisha		4.2	13.200	27						4.9	12.400	29	<b>25.600</b>	
			9.000								7.500				
	SLOOFF Floor								4.6	12.266	47	4.6	12.233	37	<b>24.499</b>
									7.666		7.633				
	WEVERS Lieke					5.0	12.933	31	5.2	12.800	22		<b>25.733</b>		
						7.933			7.600						







## Team Results

Rank	Name	NOC Code									SJ Pen	Total
			D E	Total Rk. Pen.	D E	Total Rk. Pen.	D E	Total Rk. Pen.	D E	Total Rk. Pen.		
7	<b>Germany</b>	GER	<b>39.833</b>		<b>39.699</b>		<b>37.766</b>		<b>36.399</b>			<b>153.697 Q</b>
	SCHOENMAIER Karina		4.2 9.033	13.233 <b>23</b>	5.2 7.800	13.000 <b>25</b>	5.1 7.266	12.366 <b>46</b>	5.0 7.766	12.766 <b>14</b>		<b>51.365</b>
	MUELLER Janoah						5.2 7.700	12.900 <b>14</b>	5.0 7.133	11.833 <b>71</b>	0.300	<b>24.733</b>
	GOTTHARDT Marlene		4.6 8.900	13.500 <b>15</b>			5.0 7.500	12.500 <b>39</b>				<b>26.000</b>
	KEVRIC Helen				6.2 7.866	14.066 <b>5</b>						<b>14.066</b>
	STOEHR Silja		4.2 8.900	13.100 <b>32</b>	5.0 7.633	12.633 <b>41</b>		4.6 7.200	11.800 <b>72</b>			<b>37.533</b>
8	<b>Sweden</b>	SWE	<b>38.399</b>		<b>40.533</b>		<b>37.466</b>		<b>36.032</b>			<b>152.430 Q</b>
	WESTLUND Nathalie		4.2 8.766	12.866 <b>62</b>	5.6 8.133	13.733 <b>6</b>	4.8 7.900	12.700 <b>28</b>	4.3 7.833	12.133 <b>45</b>		<b>51.432</b>
	WILLIAMS Jennifer		4.2 9.033	13.233 <b>23</b>	5.2 8.100	13.300 <b>16</b>	5.5 7.033	12.533 <b>36</b>				<b>39.066</b>
	GRAVIN Elina		3.6 8.700	12.300 <b>93</b>				4.5 7.833	11.933 <b>60</b>	0.400		<b>24.233</b>
	PAULSSON Tonya				5.3 8.200	13.500 <b>12</b>						<b>13.500</b>
	STAAHL Maya						4.3 7.933	12.233 <b>49</b>	4.4 7.666	11.966 <b>57</b>	0.100	<b>24.199</b>







## Team Results

Rank	Name	NOC Code									SJ Pen	Total			
			D E	Total Rk. Pen.	D E	Total Rk. Pen.	D E	Total Rk. Pen.	D E	Total Rk. Pen.					
9	<b>Belgium</b>	BEL	<b>38.666</b>		<b>38.466</b>		<b>38.599</b>		<b>35.999</b>			<b>151.730</b>			
	BRASSART Maellyse		4.2 9.000	13.100 0.100	31	5.7 7.833	13.533 8.133	11	4.8 7.766	12.933 0.100	11	4.7 12.366	30	<b>51.932</b>	
	DERWAELE Nina					5.8 6.733	12.533 7.533	47	5.3 7.533	12.833	20			<b>25.366</b>	
	LONGIN Mika								4.4 6.833	11.233	95			<b>11.233</b>	
	PINXTEN Erika		4.2 8.666	12.866	63		5.1 7.733	12.833	19	4.8 7.600	12.400	28		<b>38.099</b>	
	VANSTEENKISTE Jade		4.2 8.800	12.700 0.300	75	4.7 7.700	12.400	51						<b>25.100</b>	
10	<b>Hungary</b>	HUN	<b>39.466</b>		<b>37.032</b>		<b>37.666</b>		<b>37.166</b>			<b>151.330</b>			
	SZILAGYI Nikolett					4.6 6.933	11.533	73		4.7 7.500	12.200	38		<b>23.733</b>	
	MAYER Greta		4.4 8.800	13.200	28	4.5 7.333	11.833	64	5.2 7.600	12.800	22			<b>37.833</b>	
	SZEKELY Zoja		4.2 8.800	13.000	41	6.1 7.566	13.666	9	4.8 8.033	12.833	18	4.7 7.833	12.533	22	<b>52.032</b>
	MAKAI Lilla								4.5 7.533	12.033	58			<b>12.033</b>	
	PETER Sara		4.2 9.066	13.266	21					4.7 7.733	12.433	26		<b>25.699</b>	







## Team Results

Rank	Name	NOC Code									SJ Pen	Total
			D E	Total Rk. Pen.	D E	Total Rk. Pen.	D E	Total Rk. Pen.	D E	Total Rk. Pen.		
11	<b>Czechia</b>	CZE	<b>39.765</b>		<b>37.733</b>		<b>36.665</b>		<b>37.032</b>			<b>151.195</b>
	ARTAMONOVA Sona				4.8 7.633	12.433 50	4.8 7.566	12.366 44	5.0 7.733	12.733 15		<b>37.532</b>
	HOLASOVA Aneta		4.6 8.833	13.433 18	4.9 7.300	12.200 55		4.6 7.633	12.133 0.100	4.7 12.133	47	<b>37.766</b>
	MASOVA Vanesa		4.2 9.066	13.266 21	5.5 7.600	13.100 18	5.0 7.766	12.766 26	4.8 7.666	12.166 0.300	4.3	<b>51.298</b>
	STRAKOSOVA Ema						4.7 6.833	11.533 80				<b>11.533</b>
	PONIZILOVA Dominika		4.4 8.666	13.066 37								<b>13.066</b>
12	<b>Ukraine</b>	UKR	<b>38.398</b>		<b>38.932</b>		<b>37.366</b>		<b>35.999</b>			<b>150.695</b>
	HUBAREVA Yelyzaveta		4.2 8.666	12.866 63	5.6 7.500	13.100 20	5.1 7.766	12.866 15	4.3 7.466	11.766 74		<b>50.598</b>
	LASHCHEVSKA Anna		4.2 8.466	12.666 77	5.6 7.266	12.866 35						<b>25.532</b>
	LOBOK Diana				5.2 7.766	12.966 30	5.0 6.500	11.500 84	5.1 7.200	12.200 0.100	4.1	<b>36.666</b>
	DIACHENKO Polina		4.2 8.666	12.866 63			5.4 7.600	13.000 10				<b>25.866</b>
	KINIUK Marianna							4.6 7.433	12.033 52			<b>12.033</b>







## Team Results

Rank	Name	NOC Code									SJ Pen	Total
			D E	Total Rk. Pen.	D E	Total Rk. Pen.	D E	Total Rk. Pen.	D E	Total Rk. Pen.		
13	<b>Austria</b>	AUT	<b>38.766</b>		<b>36.199</b>		<b>36.032</b>		<b>37.966</b>			<b>148.963</b>
	BOHLE Leni		4.2 8.800	13.000 <b>41</b>	4.3 7.500	11.800 <b>67</b>			4.7 7.700	12.400 <b>27</b>		<b>37.200</b>
	WUTSCHKA Aurea						4.2 7.733	11.933 <b>63</b>				<b>11.933</b>
	MOERZ Charlize								5.3 7.666	12.966 <b>10</b>		<b>12.966</b>
	KICKINGER Selina		4.2 8.966	13.166 <b>29</b>	4.9 7.666	12.566 <b>44</b>	5.0 6.966	11.966 <b>62</b>	4.9 7.700	12.600 <b>20</b>		<b>50.298</b>
	MOERZ Alissa		3.8 8.800	12.600 <b>78</b>	4.5 7.333	11.833 <b>64</b>	4.7 7.433	12.133 <b>54</b>				<b>36.566</b>
14	<b>Switzerland</b>	SUI	<b>38.999</b>		<b>36.866</b>		<b>35.933</b>		<b>36.166</b>			<b>147.964</b>
	WU Anny		4.2 8.833	13.033 <b>39</b>	4.9 7.333	12.233 <b>54</b>	3.8 7.733	11.533 <b>78</b>	4.7 7.433	12.133 <b>48</b>		<b>48.932</b>
	SIEGENTHALER Stefanie		4.2 8.666	12.866 <b>63</b>	4.9 7.733	12.633 <b>40</b>			4.4 7.733	12.133 <b>46</b>		<b>37.632</b>
	RAFFIN Samira		4.2 8.900	13.100 <b>32</b>			4.4 7.400	11.700 <b>72</b>	0.100			<b>24.800</b>
	EISENEGGER Martina				5.0 7.000	12.000 <b>60</b>	4.7 8.000	12.700 <b>27</b>				<b>24.700</b>
	WILDI Anina								4.5 7.400	11.900 <b>66</b>		<b>11.900</b>







## Team Results

Rank	Name	NOC Code									SJ Pen	Total
			D E	Total Rk. Pen.	D E	Total Rk. Pen.	D E	Total Rk. Pen.	D E	Total Rk. Pen.		
15	<b>Portugal</b>	POR	<b>38.766</b>		<b>36.266</b>		<b>35.466</b>		<b>36.433</b>			<b>146.931</b>
	MARTINS Filipa		4.2 8.733	12.933 54	5.4 8.300	13.700 8	4.8 7.600	12.400 42	4.6 7.733	12.333 31		<b>51.366</b>
	MENEZES Maria		4.2 8.700	12.900 57			4.7 7.200	11.800 0.100				<b>24.700</b>
	PARENTE Mariana		4.2 8.733	12.933 54	4.6 6.666	11.266 83	4.9 6.366	11.266 94				<b>35.465</b>
	CALISTO Maria								4.4 7.500	11.900 65		<b>11.900</b>
	COSTA Mafalda				4.4 6.900	11.300 80			4.7 7.500	12.200 38		<b>23.500</b>
16	<b>Poland</b>	POL	<b>37.533</b>		<b>35.599</b>		<b>36.232</b>		<b>36.499</b>			<b>145.863</b>
	PIHAN-KULESZA Marta		3.8 8.733	12.533 80	5.2 7.566	12.766 38	5.3 7.566	12.866 16	4.7 7.500	12.200 38		<b>50.365</b>
	DROBNIAK Maria		3.6 8.700	12.300 93			4.3 7.733	12.033 57	5.0 7.333	12.333 33		<b>36.666</b>
	GRZESIKIEWICZ Wiktoria				3.9 7.500	11.400 78						<b>11.400</b>
	GEMZA Anna								4.7 7.266	11.966 59		<b>11.966</b>
	URBANSKA Brygida		4.2 8.500	12.700 76	4.3 7.133	11.433 77	4.6 6.733	11.333 90				<b>35.466</b>









## Team Results

Rank	Name	NOC Code									SJ Pen	Total
			D E	Total Rk. Pen.	D E	Total Rk. Pen.	D E	Total Rk. Pen.	D E	Total Rk. Pen.		
17	<b>Finland</b>	FIN	<b>38.800</b>		<b>37.466</b>		<b>33.766</b>		<b>35.032</b>			<b>145.064</b>
	ANTILA Misella				4.3 6.800	11.100 <b>87</b>						<b>11.100</b>
	TANSKANEN Kaia		4.4 8.600	13.000 <b>47</b>	5.1 7.666	12.766 <b>37</b>	4.8 7.566	12.366 <b>44</b>	5.1 7.700	12.800 <b>13</b>		<b>50.932</b>
	KUUSIKKO Maisa		4.2 8.800	13.000 <b>41</b>	6.0 7.600	13.600 <b>10</b>						<b>26.600</b>
	VAETTOE Olivia		4.2 8.600	12.800 <b>70</b>			4.7 5.600	10.300 <b>112</b>	4.7 6.766	11.366 0.100	<b>90</b>	<b>34.466</b>
	KOKKO Saara						4.6 6.500	11.100 <b>99</b>	4.4 6.766	10.866 0.300	<b>105</b>	<b>21.966</b>
18	<b>Israel</b>	ISR	<b>39.132</b>		<b>34.666</b>		<b>33.899</b>		<b>36.666</b>			<b>144.363</b>
	RAZ Lihie		4.2 8.900	13.100 <b>32</b>			5.1 6.166	11.266 <b>95</b>	4.9 7.633	12.533 <b>23</b>		<b>36.899</b>
	NETZER Ofir		4.4 8.666	13.066 <b>37</b>	5.2 7.000	12.200 <b>56</b>						<b>25.266</b>
	SHOSHANI Yali				5.4 6.166	11.566 <b>72</b>	4.9 7.233	12.133 <b>55</b>				<b>23.699</b>
	LEIZEROVICH Almog		4.2 8.766	12.966 <b>48</b>	4.4 6.500	10.900 <b>91</b>			4.7 7.600	12.300 <b>34</b>		<b>36.166</b>
	SHAMAY Roni						4.6 5.900	10.500 <b>109</b>	4.3 7.533	11.833 <b>69</b>		<b>22.333</b>







## Team Results

Rank	Name	NOC Code									SJ Pen	Total
			D E	Total Rk. Pen.	D E	Total Rk. Pen.	D E	Total Rk. Pen.	D E	Total Rk. Pen.		
19	<b>Slovakia</b>	SVK	<b>37.899</b>		<b>37.099</b>		<b>35.933</b>		<b>33.132</b>			<b>144.063</b>
	MOKOSOVA Barbora				5.1 7.833	12.933 32	4.4 7.833	12.233 50	4.5 7.566	11.766 73		<b>36.932</b>
	BALCOVA Adela				4.4 7.633	12.033 59						<b>12.033</b>
	BAZIKOVA Ema		3.8 8.733	12.533 80								<b>12.533</b>
	SURMANOVA Sara		3.8 8.666	12.466 85		4.5 7.000	11.500 83	3.4 6.500	9.900 118			<b>33.866</b>
	DOBROCKA Lucia		4.2 8.700	12.900 57	4.7 7.433	12.133 58	4.9 7.300	12.200 51	4.2 7.266	11.466 84		<b>48.699</b>
20	<b>Norway</b>	NOR	<b>37.700</b>		<b>35.166</b>		<b>36.166</b>		<b>34.932</b>			<b>143.964</b>
	HALVORSEN Selma		4.2 8.600	12.800 70	4.1 7.500	11.600 71						<b>24.400</b>
	KANTER Mari		3.6 8.800	12.400 88				4.2 7.433	11.533 83	0.100		<b>23.933</b>
	IFEANYI Hannah				4.5 7.233	11.733 68	4.6 7.900	12.500 37	4.5 7.166	11.666 77		<b>35.899</b>
	LOCKERT Keisha		3.8 8.700	12.500 83	4.0 7.833	11.833 63	4.9 7.100	12.000 61	4.4 7.333	11.733 75		<b>48.066</b>
	TOESSEBRO Juliane						4.6 7.166	11.666 73	0.100			<b>11.666</b>







## Team Results

Rank	Name	NOC Code									SJ Pen	Total
			D E	Total Rk. Pen.	D E	Total Rk. Pen.	D E	Total Rk. Pen.	D E	Total Rk. Pen.		
21	<b>Türkiye</b>	TUR	<b>38.666</b>		<b>35.132</b>		<b>35.066</b>		<b>34.699</b>			<b>143.563</b>
	SAHIN Ilayda				4.3 7.833	12.133 57						<b>12.133</b>
	YILDIZ Bengisu		4.2 8.700	12.900 57	4.8 6.466	11.266 84		4.3 7.266	11.566 82			<b>35.732</b>
	TANRIYASUKUR Derin		4.2 8.700	12.900 57	4.7 7.033	11.733 69	4.8 7.733	12.533 34	4.9 7.233	11.933 64	0.200	<b>49.099</b>
	KAYISOGLU Sevgi						4.8 7.033	11.833 65	4.6 6.600	11.200 97		<b>23.033</b>
	TARHAN Bilge		4.2 8.666	12.866 63			4.9 5.900	10.700 106	0.100			<b>23.566</b>
22	<b>Iceland</b>	ISL	<b>38.965</b>		<b>35.232</b>		<b>34.932</b>		<b>34.398</b>			<b>143.527</b>
	ADALSTEINSDOTTIR Thelma		4.2 8.766	12.966 48	4.9 7.366	12.266 53	5.0 6.266	11.166 98	4.9 0.100	12.666 17	7.766	<b>49.064</b>
	GUDMUNSDOTTIR Hildur Maja		4.2 8.766	12.966 48	4.0 7.466	11.466 76	4.9 7.500	12.400 43	4.6 5.766	10.366 115		<b>47.198</b>
	GUNNARSDOTTIR Lilja Katrin		4.2 8.833	13.033 39	4.1 7.400	11.500 75	4.2 7.166	11.366 88	4.2 7.266	11.366 88	0.100	<b>47.265</b>







## Team Results

Rank	Name	NOC Code									SJ Pen	Total
			D E	Total Rk. Pen.	D E	Total Rk. Pen.	D E	Total Rk. Pen.	D E	Total Rk. Pen.		
23	<b>Denmark</b>	DEN	<b>38.865</b>		<b>33.199</b>		<b>36.199</b>		<b>34.799</b>			<b>143.062</b>
	RASMUSSEN Camille		5.0 8.766	13.766 8	4.2 7.600	11.800 66	4.5 7.500	12.000 60	4.6 7.333	11.933 63		<b>49.499</b>
	JENSEN Natalie		4.2 8.633	12.833 69	4.0 6.633	10.633 98	4.9 7.766	12.666 30	4.5 7.300	11.600 79	0.200	<b>47.732</b>
	MITCHELL Rebecca											<b>0.000</b>
	BERGHOLT Katrine		3.8 8.466	12.266 95					4.2 7.066	11.266 92		<b>23.532</b>
	BERGHOLT Cecilie				3.2 7.566	10.766 95	3.9 7.633	11.533 79				<b>22.299</b>
24	<b>Ireland</b>	IRL	<b>38.965</b>		<b>31.066</b>		<b>36.299</b>		<b>36.466</b>			<b>142.796</b>
	HIGGINS Blathnaid		4.6 8.466	12.766 73	2.8 7.100	9.900 105						<b>22.666</b>
	SLEVIN Emma		4.2 9.033	13.233 23			4.9 7.866	12.766 25	4.7 7.633	12.233 36	0.100	<b>38.232</b>
	HILTON Halle		4.2 8.766	12.966 48	4.6 6.200	10.800 94	4.8 7.100	11.900 64	5.1 7.200	12.200 41	0.100	<b>47.866</b>
	RUSSELL Lily				3.4 6.966	10.366 101	4.7 6.933	11.633 74	5.2 7.133	12.033 54	0.300	<b>34.032</b>







## Team Results

Rank	Name	NOC Code									SJ Pen	Total
			D Total Rk. E Pen.	D Total Rk. E Pen.	D Total Rk. E Pen.	D Total Rk. E Pen.	D Total Rk. E Pen.					
25	<b>Bulgaria</b>	BUL	<b>39.133</b>	<b>32.066</b>	<b>34.298</b>	<b>34.298</b>						<b>139.795</b>
	GEORGIEVA Valentina		5.0 14.100 <b>3</b> 9.100	3.9 10.600 <b>99</b> 6.700	4.8 11.466 <b>86</b> 6.666							<b>36.166</b>
	STOIMENOVA Nikol		4.2 12.800 <b>70</b> 8.600	4.8 12.266 <b>52</b> 7.466	4.8 12.566 <b>33</b> 7.766	4.4 11.666 <b>76</b> 7.266						<b>49.298</b>
	VENTSISLAVOVA Viktoria		3.6 12.233 <b>96</b> 8.633									<b>12.233</b>
	SOKOLOVA Nikol			1.7 9.200 <b>112</b> 7.500	4.0 10.266 <b>113</b> 6.266	4.4 11.466 <b>85</b> 7.066						<b>30.932</b>
	TENEVA Kalina					3.8 11.166 <b>98</b> 7.366						<b>11.166</b>
26	<b>Greece</b>	GRE	<b>37.366</b>	<b>34.299</b>	<b>34.200</b>	<b>33.600</b>						<b>139.465</b>
	TSIORI Magdalini			5.2 12.733 <b>39</b> 7.533								<b>12.733</b>
	MESIRI Athanasia		4.2 13.000 <b>41</b> 8.800	4.0 11.266 <b>82</b> 7.266	5.0 11.500 <b>84</b> 6.500	4.7 12.000 <b>55</b> 7.300						<b>47.766</b>
	PAGONI Areti Paraskevi		3.6 12.133 <b>100</b> 8.533		4.7 11.800 <b>67</b> 7.200	4.3 10.400 <b>113</b> 6.100						<b>34.333</b>
	EMEINIDOU Alexandra		3.8 12.233 <b>97</b> 8.433		4.0 10.900 <b>101</b> 6.900	4.2 11.200 <b>96</b> 7.000						<b>34.333</b>
	VELETZEKI Maria			4.4 10.300 <b>102</b> 5.900								<b>10.300</b>



## Team Results

Rank	Name	NOC Code									SJ Pen	Total
			D E	Total Rk. Pen.	D E	Total Rk. Pen.	D E	Total Rk. Pen.	D E	Total Rk. Pen.		
27	<b>Latvia</b>	LAT	<b>36.866</b>		<b>29.266</b>		<b>33.499</b>		<b>32.832</b>			<b>132.463</b>
	GRAUDA GROTE Anna				2.8 6.433	9.233 <b>111</b>	4.6 7.133	11.733 <b>71</b>				<b>20.966</b>
	ANANJEVA Anastasija		3.8 8.633	12.433 <b>87</b>	3.9 7.133	11.033 <b>88</b>		4.4 6.366	10.366 <b>114</b>	0.400		<b>33.832</b>
	PETROVA Marija		3.4 8.433	11.533 <b>116</b>	2.8 6.200	9.000 <b>113</b>		4.4 7.000	11.400 <b>86</b>			<b>31.933</b>
	RATOBILSKA Valerija						4.5 7.533	12.033 <b>58</b>				<b>12.033</b>
	JUREVICA Katrina		4.2 8.800	12.900 <b>56</b>			4.4 5.333	9.733 <b>118</b>	4.0 7.066	11.066 <b>101</b>		<b>33.699</b>
28	<b>Croatia</b>	CRO	<b>36.865</b>		<b>23.432</b>		<b>37.132</b>		<b>23.899</b>			<b>121.328</b>
	SULEKIC Sara				5.3 7.166	12.466 <b>49</b>						<b>12.466</b>
	ZELCIC Tina						4.9 8.033	12.933 <b>12</b>				<b>12.933</b>
	KORENT Tijana		4.2 8.366	12.566 <b>79</b>								<b>12.566</b>
	PRPIC Mila		4.2 8.666	12.866 <b>63</b>			4.9 7.766	12.666 <b>30</b>	4.6 7.466	12.066 <b>50</b>		<b>37.598</b>
	ZWICKER Christina		3.0 8.433	11.433 <b>118</b>	3.5 7.466	10.966 <b>89</b>	4.7 6.833	11.533 <b>80</b>	4.6 7.533	11.833 <b>68</b>	0.300	<b>45.765</b>



### Team Results

Rank	Name	NOC Code									SJ Pen	Total			
			D	Total Rk.	D	Total Rk.	D	Total Rk.	D	Total Rk.			E	Pen.	E
29	<b>Slovenia</b>	SLO	<b>24.466</b>		<b>35.500</b>		<b>36.633</b>		<b>23.199</b>			<b>119.798</b>			
	HRIBAR Lucija				5.4	13.100	17	4.7	12.500	38		<b>25.600</b>			
	KING Sara		3.4	11.500	117	3.3	9.800	108	4.3	11.600	77	4.2	11.233	<b>44.133</b>	
	TRTNIK Zala		8.200	0.100	6.500			7.300		7.133	0.100				
			4.2	12.966	48	4.7	12.600	42	4.8	12.533	34	4.4	11.966	<b>50.065</b>	
			8.766		7.900			7.733		7.566					
30	<b>Kosovo</b>	KOS	<b>20.700</b>		<b>16.599</b>		<b>23.565</b>		<b>29.132</b>			<b>89.996</b>			
	RAMA Valeza		3.4	10.900	122	0.8	6.700	121	2.7	8.766	125	3.6	9.433	<b>35.799</b>	
			7.500		5.900			6.066		5.833					
	THAQI Kaltrina				1.1	7.733	119	3.2	9.633	119	3.9	10.566	<b>27.932</b>		
					6.633			6.433		6.666					
	ZEQIRI Vileza		1.6	9.800	123	0.5	2.166	122	1.8	5.166	127	3.3	9.133	<b>26.265</b>	
			8.200		5.666		4.000	3.366		5.933	0.100				

<b>LEGEND</b>	Floor exercise	Balance beam	Uneven bars	Vault
	<b>E</b> Execution	<b>D</b> Difficulty	<b>Rk.</b> Ranking	<b>Pen</b> Penalty