











Team Results

Rank	Name	NOC Code									SJ Pen	Total			
			D	Total Rk.	D	Total Rk.	D	Total Rk.	D	Total Rk.			E	Pen.	E
1	Great Britain	GBR	41.999		42.165		39.732		40.532			164.428			
	FENTON Georgia-Mae				5.8	13.933	10					13.933			
	ACHAMPONG Ondine		5.0	13.966	6			5.7	13.366	4	5.3	13.166	8	40.498	
	DOWNIE Rebecca				6.3	14.366	4					14.366			
	GADIROVA Jessica		5.0	14.200	2	5.6	13.866	12	5.8	13.600	1	5.8	13.900	1	55.566
	KINSELLA Alice		5.0	13.833	9			5.6	12.766	12	5.5	13.466	4	40.065	
2	Italy	ITA	41.499		42.832		38.366		38.932			161.629			
	ANDREOLI Angela								5.5	13.000	11	13.000			
	D'AMATO Alice		5.0	14.000	5	6.2	14.500	1	5.3	13.033	6	5.4	13.366	5	54.899
	ESPOSITO Manila		4.6	13.566	14			5.6	12.833	8	5.4	12.566	26	38.965	
	D'AMATO Asia		5.0	13.933	7	6.0	14.166	7	5.6	12.500	16			40.599	
	VILLA Giorgia				5.8	14.166	6					14.166			







Team Results

Rank	Name	NOC Code									SJ Pen	Total
			D	Total Rk.	D	Total Rk.	D	Total Rk.	D	Total Rk.		
3	Netherlands	NED	40.599		41.099		38.199		38.999			158.896
	VISSER Naomi		4.2	13.133 31	6.1	14.466 2	5.0	12.766 11	5.8	13.666 3		54.031
	THORSODOTTIR Eythora		9.033	0.100	8.366		7.766		7.866			
	VEERMAN Sanna		5.0	13.866 8	5.5	13.533 14	5.0	12.000 28	4.9	12.600 23		51.999
	WEVERS Sanne		8.866		8.033		7.000		7.700			
	VAN POL Vera				6.1	13.100 23						13.100
					7.000							
							5.9	13.433 3				13.433
							7.533					
			4.6	13.600 12					5.0	12.733 16		26.333
			9.000						7.833	0.100		
4	Hungary	HUN	40.232		40.898		37.865		37.632			156.627
	KOVACS Zsofia		5.0	14.166 3	6.2	14.266 5	5.7	13.533 2	5.7	13.266 6		55.231
	MAYER Greta		9.166		8.066		7.833		7.566			
	SZEKELY Zoja		4.4	13.200 25			5.4	12.566 14				25.766
	CZIFRA Bettina Lili		8.800				7.166					
			4.2	12.866 56	5.9	14.066 8	4.8	11.766 37	4.6	12.233 34		50.931
			8.666		8.166		6.966		7.633			
					5.1	12.566 42			5.0	12.133 43		24.699
					7.466				7.133			







Team Results

Rank	Name	NOC Code									SJ Pen	Total			
			D	Total Rk.	D	Total Rk.	D	Total Rk.	D	Total Rk.			E	Pen.	E
5	Romania	ROU	39.899		39.032		38.033		39.333			156.297			
	BARBOSU Ana				6.2	13.600	13	5.3	12.800	9	5.5	13.233	7	39.633	
					7.400			7.500			7.733				
	COSMAN Lilia		4.6	13.166	30	5.3	12.666	35							25.832
			8.666	0.100		7.366									
	GHIGOARTA Amalia		4.2	13.133	32	5.0	12.766	29	5.3	13.133	5	5.1	12.400	30	51.432
			8.933			7.766			7.833			7.600	0.300		
	MANECA-VOINEA Sabrina		5.0	13.600	13							6.0	13.700	2	27.300
			8.700	0.100								7.700			
	PREDA Andreea								4.9	12.100	23				12.100
									7.200						
6	France	FRA	41.099		38.466		37.499		38.232			155.296			
	DEVILLARD Coline		5.4	14.366	1				5.1	12.333	18				26.699
			8.966						7.233						
	BOYER Marine		4.2	13.333	18	4.8	12.500	43	5.5	12.366	17	4.9	12.733	17	50.932
			9.133			7.700			6.866			7.833			
	LAROUJ Djenna					5.5	13.200	18				5.0	12.866	13	26.066
						7.700						7.866			
	OSYSSEK-REIMER Morgane		4.2	13.400	15				5.5	12.800	10	5.2	12.633	22	38.833
			9.200						7.300			7.733	0.300		
	MIELLE Silane					5.2	12.766	31							12.766
						7.566									







Team Results

Rank	Name	NOC Code									SJ Pen	Total			
			D	Total Rk.	D	Total Rk.	D	Total Rk.	D	Total Rk.			E	Pen.	E
7	Belgium	BEL	40.632		40.933		35.432		37.999			154.996			
	O'DRISCOLL Aberdeen		4.2	13.133	32				5.0	12.833	15	25.966			
			8.933						7.833						
	BRASSART Maellyse		4.2	13.333	18		5.2	11.133	58			24.466			
			9.133				5.933								
	VAELEN Lisa		5.4	14.166	4	5.8	14.000	9	5.1	11.466	44	5.3	12.866	14	52.498
			8.766			8.200			6.366			7.566			
	VERKEST Jutta					4.8	13.000	25				4.6	12.300	33	25.300
						8.200						7.700			
	ENGHELS Fien					5.8	13.933	10	5.2	12.833	7				26.766
						8.133			7.633						
8	Spain	ESP	39.399		39.633		36.066		37.999			153.097			
	CASABUENA Laura		4.2	13.166	27	5.0	13.133	21	5.5	11.800	36	5.2	13.100	9	51.199
			8.966			8.133			6.300			7.900			
	PETISCO Alba		4.2	13.033	38	5.2	13.100	22				5.2	12.733	18	38.866
			8.833			7.900						7.533			
	PEREZ Ana					5.3	13.400	15	5.1	12.733	13	4.8	12.166	40	38.299
						8.100			7.633			7.366			
	LLACER SIRERA Maia														0.000
	FONT Laia		4.2	13.200	24				4.8	11.533	43				24.733
			9.000						6.733						







Team Results

Rank	Name	NOC Code									SJ Pen	Total
			D	Total Rk.	D	Total Rk.	D	Total Rk.	D	Total Rk.		
9	Germany	GER	39.899		40.432		34.566		37.199			152.096
	SEITZ Elisabeth		4.2	13.333 18	6.1	14.400 3						27.733
	VOSS Sarah		9.133		8.300							
	MALEWSKI Emma Leonie		4.2	13.400 15	5.1	13.266 17	4.8	11.666 40				38.332
	QUAAS Lea Marie		9.200		8.166		6.866					
	KOENIG Anna Lena				5.0	12.766 29	5.3	11.800 35	4.7	12.533 27		37.099
					7.766		6.500		7.833			
							4.7	11.100 59	4.9	12.100 45		23.200
							6.400		7.300	0.100		
			4.4	13.166 29					5.0	12.566 24		25.732
			8.766						7.566			
10	Sweden	SWE	39.233		38.732		36.199		35.766			149.930
	STAAHL Maya								4.2	11.700 70		11.700
	GRAVIN Elina								7.500			0.000
	WESTLUND Emelie		4.2	12.900 53	5.2	13.333 16	4.4	11.733 38	4.1	11.866 60		49.832
	WESTLUND Nathalie		8.700		8.133		7.333		7.766			
	PAULSSON Tonya		4.2	13.033 38	5.3	12.233 57	4.7	11.966 30	4.2	12.200 36		49.432
			8.833		6.933		7.266		8.000			
			4.2	13.300 21	4.8	13.166 19	5.2	12.500 15				38.966
			9.100		8.366		7.300					







Team Results

Rank	Name	NOC Code									SJ Pen	Total
			D	Total Rk.	D	Total Rk.	D	Total Rk.	D	Total Rk.		
			E	Pen.	E	Pen.	E	Pen.	E	Pen.		
11	Finland	FIN	38.966		37.733		34.299		37.232			148.230
	KUUSIKKO Maisa		4.2	13.100 34	5.4	12.300 51	4.6	11.966 29	5.2	12.366 32		49.732
			8.900		6.900		7.366		7.266	0.100		
	TANSKANEN Kaia		4.4	13.033 44	5.1	12.800 28	4.9	12.100 23	5.1	12.700 20		50.633
			8.633		7.700		7.200		7.600			
	HAUTALA Ada		4.2	12.833 58	4.9	12.633 37			4.7	12.166 39		37.632
			8.633		7.733				7.466			
	VAETTOE Olivia						4.7	10.233 82				10.233
							5.533					
12	Austria	AUT	39.300		37.666		34.366		36.165			147.497
	BOHLE Leni		4.2	13.000 45								13.000
			8.900	0.100								
	FRYSAK Bianca				4.8	12.633 36	4.6	11.800 33	4.3	11.866 61		36.299
					7.833		7.200		7.566			
	MOERZ Alissa				4.5	12.333 50			4.2	11.766 65		24.099
					7.833				7.566			
	MOERZ Charlize		4.4	13.000 49			4.6	10.900 67	5.2	12.533 28		36.433
			8.600				6.300		7.333			
	KICKINGER Selina		4.2	13.300 21	4.9	12.700 33	4.4	11.666 39				37.666
			9.100		7.800		7.266					







Team Results

Rank	Name	NOC Code									SJ Pen	Total		
			D	Total Rk.	D	Total Rk.	D	Total Rk.	D	Total Rk.			E Pen.	E Pen.
13	Czech Republic	CZE	38.566		36.766		34.499		35.699			145.530		
	ARTAMONOVA Sona		3.6	12.300	80			4.8	12.100	22		24.400		
			8.700					7.300						
	PONIZILOVA Dominika		4.4	13.066	37	4.7	12.233	56				25.299		
			8.666			7.533								
	VLKOVA Alice		4.4	13.200	25	4.5	12.100	59	4.7	11.533	42	5.0	12.400	31
			8.800			7.600			6.833			7.400		
	TRNKOVA Lucie								4.6	10.866	68	4.3	11.333	86
									6.266			7.033		
	DRNCOVA Eliska					4.9	12.433	47				4.5	11.966	53
						7.533						7.466		
14	Türkiye	TUR	38.866		35.499		34.766		35.832			144.963		
	KAYISOGLU Sevgi					5.1	11.500	70	4.7	12.033	26	5.0	11.933	58
						6.400			7.333			7.033	0.100	
	YILDIZ Bengisu		4.2	13.033	38	4.8	11.933	62						
			8.833			7.133								
	BINER Ceren		4.2	13.033	38							4.7	12.033	51
			8.833									7.333		
	TANRIYASUKUR Derin					5.0	12.066	60	4.4	11.400	47	4.9	11.866	63
						7.066			7.100	0.100		7.166	0.200	
	TARHAN Bilge		4.2	12.800	60				4.7	11.333	50			
			8.600						6.633					







Team Results

Rank	Name	NOC Code									SJ Pen	Total
			D	Total Rk.	D	Total Rk.	D	Total Rk.	D	Total Rk.		
15	Norway	NOR	37.533		36.432		33.532		36.565			144.062
	TRONRUD Maria		4.2	12.833 57	4.2	12.233 53	4.9	11.566 41	4.9	12.666 21		49.298
			8.733	0.100	8.033		6.666		7.766			
	NEURAUTER Mali						4.8	10.966 64	4.4	11.966 52		22.932
							6.166		7.566			
	KANTER Mari		3.6	12.200 85	4.1	11.633 66			4.4	11.933 56		35.766
			8.600		7.533				7.533			
	ERICHSEN Julie				5.0	12.566 40						12.566
					7.566							
	ROENBECK Marie		3.8	12.500 76			4.8	11.000 63				23.500
			8.700				6.200					
16	Ukraine	UKR	37.599		38.399		32.599		35.432			144.029
	LASHCHEVSKA Anna		4.2	12.733 65	5.6	12.733 32	5.7	11.233 53	4.9	12.066 48		48.765
			8.533		7.133		5.633	0.100	7.166			
	HUBAREVA Yelyzaveta		4.2	12.733 65	5.4	13.166 20	4.9	10.533 74				36.432
			8.533		7.766		5.633					
	KRUPA Ilona		3.8	12.133 94	5.0	12.500 44	4.3	10.833 70	4.9	11.733 69		47.199
			8.433	0.100	7.500		6.633	0.100	6.833			
	SAVELIEVA Diana								4.5	11.633 76		11.633
									7.133			







Team Results

Rank	Name	NOC Code									SJ Pen	Total			
			D	Total Rk.	D	Total Rk.	D	Total Rk.	D	Total Rk.			E Pen.	E Pen.	E Pen.
17	Switzerland	SUI	39.232		35.665		31.699		37.199			143.795			
	BICKEL Lena		4.2	13.366	17			5.1	10.000	90	5.3	13.033	10	36.399	
			9.166					4.900			7.733				
	CEREGHETTI Caterina		4.2	12.866	55	5.1	11.633	67	5.1	11.466	44	4.8	12.200	38	48.165
			8.766	0.100	6.533			6.366			7.400				
	SIEGENTHALER Stefanie													0.000	
	EISENEGGER Martina					5.0	11.666	65							11.666
						6.666									
	WU Anny		4.2	13.000	46	4.8	12.366	49	4.5	10.233	81	4.6	11.966	54	47.565
			8.800		7.566			5.733			7.366				
18	Ireland	IRL	38.400		33.499		34.200		35.799			141.898			
	SLEVIN Emma		4.2	13.000	46	4.7	11.833	64	5.0	11.800	34	4.6	12.233	34	48.866
			8.800			7.133			6.800			7.633			
	HILTON Halle		4.2	12.800	60	4.4	10.500	93	4.9	11.200	55	4.6	11.866	62	46.366
			8.600		6.100			6.300			7.266				
	MOLLOY Kate		4.2	12.600	74				4.5	11.200	54				23.800
			8.400					6.700							
	HEFFERNAN Jane					4.2	11.166	79				4.8	11.700	72	22.866
						6.966						7.200	0.300		







Team Results

Rank	Name	NOC Code									SJ Pen	Total			
			D	Total Rk.	D	Total Rk.	D	Total Rk.	D	Total Rk.			E	Pen.	E
19	Greece	GRE	38.266		33.399		34.366		35.499			141.530			
	KIOSI Christina		3.8	12.600	73				4.7	11.766	67	24.366			
			8.800						7.066						
	TSIORI Magdalini		4.2	12.733	64		4.9	10.466	75			23.199			
			8.633	0.100			5.666	0.100							
	PAGONI Areti Paraskevi					4.3	11.866	63		4.3	11.700	71	23.566		
						7.566			7.400						
	MESIRI Athanasia		4.2	12.933	51	4.1	10.500	92	4.6	12.000	27	4.6	12.033	49	47.466
			8.733			6.400			7.400			7.433			
	MILLOUSI Vasiliki					4.6	11.033	84	5.1	11.900	31			22.933	
						6.433			6.800						
20	Iceland	ISL	38.333		34.632		31.532		35.866			140.363			
	GUDMUNDSDOTTIR Hildur Maja		4.2	13.000	46	3.8	11.033	82		4.3	12.200	37	36.233		
			8.800			7.233				7.900					
	ADALSTEINSDOTTIR Thelma		3.8	12.300	82	4.3	12.233	54	4.8	11.166	57	4.5	11.566	78	47.265
			8.500			7.933			6.466	0.100	7.066				
	SUTO Agnes		4.2	13.033	38				3.6	10.366	77			23.399	
			8.833						6.766						
	KRISTINSDOTTIR Margret Lea					4.1	11.366	73	4.0	10.000	88	4.3	12.100	44	33.466
						7.266			6.000			7.800			







Team Results

Rank	Name	NOC Code									SJ Pen	Total
			D E	Total Rk. Pen.	D E	Total Rk. Pen.	D E	Total Rk. Pen.	D E	Total Rk. Pen.		
21	Portugal	POR	38.466		33.632		29.666		36.099			137.863
	COSTA Mafalda		3.6 8.733	12.333 79	4.2 7.233	11.433 72	4.9 6.033	10.933 66	4.6 7.366	11.966 54		46.665
	MARTINS Filipa		4.2 9.100	13.300 21	5.5 6.533	12.033 61	5.0 4.400	9.400 103	4.8 7.900	12.700 19		47.433
	PARENTE Mariana				4.7 5.466	10.166 102						10.166
	MENEZES Maria		4.2 8.633	12.833 58			4.4 4.933	9.333 105	4.5 7.033	11.433 81	0.100	33.599
22	Denmark	DEN	39.099		32.566		31.065		34.466			137.196
	RASMUSSEN Camille		5.0 8.700	13.700 11	4.2 7.333	11.533 69	4.5 6.666	11.166 56	4.7 7.200	11.900 59		48.299
	JACOBSEN Sara		4.2 8.466	12.666 72				4.2 6.966	11.166 95			23.832
	JENSEN Natalie		4.2 8.533	12.733 65	3.8 5.933	9.733 106	4.8 5.366	10.166 84	4.4 7.100	11.400 84	0.100	44.032
	BERGHOLT Cecilie				3.4 7.900	11.300 75	4.2 5.533	9.733 95				21.033







Team Results

Rank	Name	NOC Code									SJ Pen	Total
			D	Total Rk.	D	Total Rk.	D	Total Rk.	D	Total Rk.		
23	Slovenia	SLO	36.732		34.732		32.999		32.532			136.995
	KUNAVER Meta		3.8	11.833 107	3.9	9.666 108	3.7	9.133 111	3.7	10.500 111		41.132
	TRTNIK Zala		8.133	0.100	5.766		5.433		7.100	0.300		47.298
	HRIBAR Lucija		4.2	11.733 112	4.4	12.233 55	4.9	12.066 25	5.0	11.266 89		48.565
			7.633	0.100	7.833		7.166		6.566	0.300		
			4.2	13.166 27	4.8	12.833 27	4.4	11.800 32	4.4	10.766 104		
			8.966		8.033		7.400		6.666	0.300		
24	Croatia	CRO	34.566		35.499		33.699		32.232			135.996
	ERCEGOVIC Antea								3.2	9.966 115		9.966
	SULEKIC Sara		3.8	11.233 116	4.4	12.366 48			4.3	11.633 74		35.232
	ZELCIC Tina		7.533	0.100	7.966				7.333			11.033
	ZWICKER Christina						4.6	11.033 61				45.966
	KUKULJAN FRLETA Nika		3.2	11.500 114	4.5	12.433 46	4.8	11.400 48	4.4	10.633 107		33.799
			8.300		7.933		6.600		6.533	0.300		
			3.2	11.833 105	3.5	10.700 88	4.5	11.266 52				
			8.633		7.200		6.766					







Team Results

Rank	Name	NOC Code									SJ Pen	Total			
			D	Total Rk.	D	Total Rk.	D	Total Rk.	D	Total Rk.			E	Pen.	E
25	Slovakia	SVK	35.166		32.632		33.566		34.299			135.663			
	MOKOSOVA Barbora		3.6	12.266 83	5.0	12.566 40	4.4	12.200 21	4.5	12.133 41		49.165			
			8.666		7.566		7.800		7.833	0.200					
	SURMANOVA Sara		3.6	10.900 117	4.4	9.833 105	4.6	10.933 65	4.1	11.500 79		43.166			
			7.400	0.100	5.433		6.333		7.400						
	BALCOVA Adela		3.4	12.000 97	3.5	10.233 98	4.3	10.433 76	4.4	10.666 106		43.332			
			8.600		6.733		6.133		6.266						
26	Poland	POL	36.699		33.699		30.999		33.732			135.129			
	GEMZA Anna				4.6	11.466 71	4.1	10.000 89				21.466			
					6.866		5.900								
	GRYGIEL Magdalena		3.6	12.300 80	4.1	11.000 85			4.1	11.166 93		34.466			
			8.700		6.900				7.066						
	SKALSKA Kaja		3.8	12.233 84	4.4	11.233 76	4.8	10.166 84	4.1	11.266 88		44.898			
			8.433		6.833		5.366		7.166						
	URBANSKA Brygida		3.6	12.166 88			4.4	10.833 71	4.4	11.300 87		34.299			
			8.566				6.433		7.100	0.200					



Team Results

Rank	Name	NOC Code									SJ Pen	Total
			D	Total Rk.	D	Total Rk.	D	Total Rk.	D	Total Rk.		
			E	Pen.	E	Pen.	E	Pen.	E	Pen.		
27	Latvia	LAT	37.033		30.033		31.832		34.933			133.831
	ANANJEVA Anastasija		3.8	12.133 93	3.4	10.100 103	4.6	10.700 72	4.3	11.800 64		44.733
	JUREVICA Katrina		8.633	0.300	6.700		6.100		7.500			
	RATOBILSKA Valerija		4.2	12.700 69	1.9	9.700 107	4.6	10.266 80				32.666
	PETROVA Marija		8.500		7.800		5.666					
			3.6	12.200 85	3.6	10.233 99	4.9	10.866 69	4.6	11.933 57		45.232
			8.600		6.633		5.966		7.333			
									4.2	11.200 92		11.200
									7.000			

LEGEND



Floor exercise



Balance beam



Uneven bars



Vault

E Execution

D Difficulty

Rk. Ranking

Pen Penalty