













Team Results

Rank	Name	NAT									SJ Pen.	Total
			D Total Rk. E Pen.		D Total Rk. E Pen.		D Total Rk. E Pen.		D Total Rk. E Pen.			
1	Italy	ITA	41.098		42.666		40.366		41.032			165.162 Q
	ANDREOLI Angela								5.6 13.633 3 8.033			13.633
	D'AMATO Alice		5.0 13.666 11 8.666	6.2 14.566 1 8.366								28.232
	D'AMATO Asia		5.0 13.766 8 8.766	6.0 13.900 8 7.900	5.4 13.500 3 8.100	5.4 13.566 5 8.166						54.732
	MAGGIO Martina		4.6 13.666 10 9.066		5.6 13.400 6 7.800	5.7 13.833 1 8.133						40.899
	VILLA Giorgia			5.8 14.200 3 8.400	5.1 13.466 4 8.366							27.666





Team Results

Rank	Name	NAT									SJ Pen.	Total
			D Total Rk. E Pen.	D Total Rk. E Pen.	D Total Rk. E Pen.	D Total Rk. E Pen.	D Total Rk. E Pen.	D Total Rk. E Pen.				
2	Great Britain	GBR	41.399		40.699		39.199		40.832			162.129 Q
	FENTON Georgia-Mae			5.8 13.900 7 8.100								13.900
	KINSELLA Alice		5.0 13.600 12 8.600	5.8 13.966 6 8.166	5.6 13.033 10 7.433	5.5 13.533 7 8.033						54.132
	GADIROVA Jessica		5.0 13.866 5 8.866	5.7 12.833 29 7.133		5.6 13.766 2 8.166						40.465
	GADIROVA Jennifer				5.5 12.900 16 7.400	5.3 13.533 6 8.233						26.433
	ACHAMPONG Ondine		5.0 13.933 4 8.933		5.5 13.266 7 7.766							27.199





Team Results

Rank	Name	NAT									SJ Pen.	Total
			D Total Rk. E Pen.		D Total Rk. E Pen.		D Total Rk. E Pen.		D Total Rk. E Pen.			
3	France	FRA	41.433		40.066		38.866		38.766			159.131 Q
	FRIESS Aline		5.4 14.333 1 8.933		5.4 12.500 38 7.100			4.9 12.800 17 7.900				39.633
	HEDUIT Carolann		5.0 13.800 6 8.800	5.9 13.733 10 7.833	5.5 13.400 5 7.900	5.2 12.766 19 7.666 0.100						53.699
	BOYER Marine				5.5 13.000 12 7.500							13.000
	CHARPY Lorette			6.0 13.833 9 7.833								13.833
	OSYSSEK-REIMER Morgane		4.6 13.300 18 8.800 0.100		5.5 12.466 27 6.966	5.2 13.200 11 8.000						38.966





Team Results

Rank	Name	NAT									SJ Pen.	Total
			D Total Rk. E Pen.		D Total Rk. E Pen.		D Total Rk. E Pen.		D Total Rk. E Pen.			
4	Germany	GER	39.633		41.500		39.499		38.098			158.730 Q
	BUI Kim		4.2 13.100 28 8.900	5.9 14.200 4 8.300	4.9 12.833 17 7.933	5.3 12.866 16 7.566						52.999
	SEITZ Elisabeth		4.2 13.100 28 8.900	6.0 14.200 5 8.200								27.300
	SCHAEFER-BETZ Pauline				5.5 13.166 8 7.766 0.100	4.6 12.766 18 8.166						25.932
	VOSS Sarah		4.2 13.433 16 9.233									13.433
	MALEWSKI Emma Leonie			4.9 13.100 18 8.200	5.2 13.500 2 8.300	4.5 12.466 35 7.966						39.066





Team Results

Rank	Name	NAT									SJ Pen.	Total
			D Total Rk. E Pen.	D Total Rk. E Pen.	D Total Rk. E Pen.	D Total Rk. E Pen.	D Total Rk. E Pen.	D Total Rk. E Pen.				
5	Belgium	BEL	39.899		39.566		38.866		37.332			155.663 Q
	LOUON Noemie			4.9 12.933 24 8.033	4.8 12.933 13 8.133							25.866
	VAELEN Lisa		5.4 14.200 2 8.800	5.8 13.500 11 7.700	4.9 12.933 14 8.033	5.1 13.066 12 7.966						53.699
	BRASSART Maellyse		4.2 12.966 32 8.766	5.0 13.133 17 8.133		4.7 11.700 69 7.000						37.799
	VERKEST Jutta		4.2 12.733 52 8.533		5.2 13.000 11 7.900 0.100	4.8 12.566 29 7.766						38.299
	ENGHELS Fien											0.000





Team Results

Rank	Name	NAT									SJ Pen.	Total
			D Total Rk. E Pen.	D Total Rk. E Pen.	D Total Rk. E Pen.	D Total Rk. E Pen.	D Total Rk. E Pen.	D Total Rk. E Pen.				
6	Netherlands	NED	39.899		40.266		36.033		39.266			155.464 Q
	VAN POL Vera		4.6 13.566 13 8.966	5.0 12.800 30 7.800	4.9 12.500 25 7.600	4.8 12.633 26 7.833						51.499
	VEERMAN Sanna		4.6 13.200 23 8.600									13.200
	VOLLEMAN Tisha			5.2 13.200 16 8.000	4.9 11.300 70 6.400	5.0 13.000 13 8.000						37.500
	VISSER Naomi		4.2 13.133 25 8.933	6.0 14.266 2 8.266	5.1 12.233 36 7.233	5.6 13.633 3 8.033						53.265
	VAN OORSCHOT Shade											0.000





Team Results

Rank	Name	NAT									SJ Pen.	Total
			D Total Rk. E Pen.		D Total Rk. E Pen.		D Total Rk. E Pen.		D Total Rk. E Pen.			
7	Hungary	HUN	40.299		38.898		36.133		38.166			153.496 Q
	KOVACS Zsofia		5.0 9.066	14.066 3	6.2 7.166	13.366 14	5.7 6.200	11.900 46	5.6 7.833	13.433 9		52.765
	SZEKELY Zoja				5.7 6.766	12.466 39						12.466
	MAYER Greta		4.4 8.633	12.933 37			5.0 7.833	12.833 18	4.9 7.800	12.700 23		38.466
	BACSKAY Csenge Maria		4.6 8.700	13.300 19								13.300
	MAKOVITS Mirtill				5.0 8.066	13.066 20	4.5 6.900	11.400 65	4.4 7.633	12.033 49		36.499





Team Results

Rank	Name	NAT									SJ Pen.	Total
			D Total Rk. E Pen.	D Total Rk. E Pen.	D Total Rk. E Pen.	D Total Rk. E Pen.	D Total Rk. E Pen.	D Total Rk. E Pen.				
8	Spain	ESP	38.999		38.533		36.966		38.366			152.864 Q
	PETISCO Alba		4.2 9.066	13.266 20 7.633	5.2 7.600	12.833 28 7.600	5.5 7.600	13.100 9 7.600	5.2 7.733	12.933 14 7.733		52.132
	FERNANDEZ Emma		4.2 8.600	12.800 46			4.8 7.066	11.866 50 7.066	4.9 7.800	12.700 23 7.800		37.366
	CASABUENA Laura				5.2 7.800	13.000 23 7.800			4.9 7.833	12.733 21 7.833		25.733
	MEDINA Lorena		4.2 8.733	12.933 34			5.0 7.000	12.000 43 7.000				24.933
	RAYA I ARTIGAS Paula				5.1 7.600	12.700 32 7.600						12.700





Team Results

Rank	Name	NAT									SJ Pen.	Total
			D Total Rk. E Pen.	D Total Rk. E Pen.	D Total Rk. E Pen.	D Total Rk. E Pen.	D Total Rk. E Pen.	D Total Rk. E Pen.				
9	Romania	ROU	38.199		38.000		38.532		37.332			152.063
	BARBOSU Ana		4.2 12.733 50 8.633 0.100	5.9 13.500 12 7.600	5.6 13.533 1 7.933	5.4 13.266 10 7.866						53.032
	DUTA Antonia			4.9 12.400 41 7.500		5.0 11.333 83 6.633 0.300						23.733
	PREDA Andreea		4.2 12.600 60 8.400	4.9 12.100 47 7.200	4.5 12.466 26 7.966	5.0 12.733 22 7.733						49.899
	SFIRINGU Silviana		4.2 12.866 40 8.666		5.0 12.533 23 7.533							25.399





Team Results

Rank	Name	NAT									SJ Pen.	Total
			D Total Rk. E Pen.	D Total Rk. E Pen.	D Total Rk. E Pen.	D Total Rk. E Pen.	D Total Rk. E Pen.	D Total Rk. E Pen.				
10	Finland	FIN	39.699		38.965		34.866		37.632			151.162
	HAUTALA Ada			4.9 12.633 34 7.733								12.633
	KUUSIKKO Maisa		4.6 13.333 17 8.733	5.9 13.466 13 7.566	4.7 12.533 22 7.833	5.2 12.866 15 7.666						52.198
	MAEKELAE Sani		4.6 13.266 21 8.666	5.2 12.866 26 7.666	4.6 11.300 69 6.700	4.6 12.233 43 7.633						49.665
	TANSKANEN Kaia		4.6 13.100 30 8.600 0.100		4.7 11.033 82 6.333	4.8 12.533 33 7.733						36.666





Team Results

Rank	Name	NAT									SJ Pen.	Total
			D Total Rk. E Pen.		D Total Rk. E Pen.		D Total Rk. E Pen.		D Total Rk. E Pen.			
11	Austria	AUT	38.132		36.766		36.166		35.799			146.863
	KROELL Carina		3.8 8.766	12.566 61			4.6 7.533	12.033 40 0.100	4.3 7.500	11.700 67 0.100		36.299
	KICKINGER Selina		4.2 8.533	12.733 52	4.9 7.700	12.600 35	4.4 7.933	12.233 34 0.100	4.3 7.466	11.666 71 0.100		49.232
	MOERZ Charlize		4.4 8.433	12.833 45			4.6 7.300	11.900 45				24.733
	MOERZ Alissa				4.6 7.500	12.100 46						12.100
	MADER Jasmin				4.5 7.566	12.066 48			4.7 8.033	12.433 36 0.300		24.499





Team Results

Rank	Name	NAT									SJ Pen.	Total
			D Total Rk. E Pen.	D Total Rk. E Pen.	D Total Rk. E Pen.	D Total Rk. E Pen.	D Total Rk. E Pen.	D Total Rk. E Pen.				
12	Ukraine	UKR	38.099	36.965	35.399	36.065						146.528
	KASIANENKO Yuliia		4.2 12.700 57 8.500	4.9 11.766 56 6.866	5.5 12.366 31 6.866	5.1 12.033 50 7.133 0.200						48.865
	OSIPOVA Valeriia		4.2 12.833 43 8.633	5.0 12.533 37 7.533	4.9 11.400 66 6.500	4.7 12.366 39 7.666						49.132
	HUBAREVA Yelyzaveta		4.2 12.566 62 8.366	5.3 12.666 33 7.366	4.9 11.633 58 6.733							36.865
	KOZLOVSKA Marharyta											0.000
	SAVELIEVA Diana					4.5 11.666 72 7.166						11.666





Team Results

Rank	Name	NAT									SJ Pen.	Total
			D Total Rk. E Pen.	D Total Rk. E Pen.	D Total Rk. E Pen.	D Total Rk. E Pen.	D Total Rk. E Pen.	D Total Rk. E Pen.				
13	Sweden	SWE	36.599		37.832		36.132		35.433			145.996
	ERIKSSON Alva		3.2 8.366	11.566 104 7.533	4.4 11.933 52 7.166	4.1 11.266 72 7.700	4.4 12.000 51 0.100					46.765
	PAULSSON Tonya		4.2 8.633	12.733 50 0.100	4.8 12.866 25 8.066	4.4 12.366 28 0.100	4.0 11.133 92 7.133					49.098
	WESTLUND Emelie											0.000
	WESTLUND Nathalie		3.6 8.700	12.300 72 8.133	4.9 13.033 22 7.800	4.7 12.500 24 8.100	4.2 12.300 42 8.100					50.133





Team Results

Rank	Name	NAT									SJ Pen.	Total
			D Total Rk. E Pen.		D Total Rk. E Pen.		D Total Rk. E Pen.		D Total Rk. E Pen.			
14	Czech Republic	CZE	37.933		33.966		36.098		36.766			144.763
	HOLASOVA Aneta		4.2 12.800 46 8.600		4.7 11.500 63 6.800			4.9 12.566 30 7.666				36.866
	MARIKOVA Lucie				4.2 11.133 74 6.933							11.133
	PETERKOVA Klara		3.6 12.200 81 8.600	4.1 11.333 68 7.233	5.0 11.766 53 6.766	4.5 12.100 46 7.600						47.399
	PONIZILOVA Dominika		4.4 12.933 38 8.533		4.2 11.966 44 7.766							24.899
	TRNKOVA Lucie				4.8 12.366 30 7.566	4.5 12.100 46 7.600						24.466





Team Results

Rank	Name	NAT									SJ Pen.	Total
			D Total Rk. E Pen.		D Total Rk. E Pen.		D Total Rk. E Pen.		D Total Rk. E Pen.			
15	Norway	NOR	38.099		34.400		36.433		34.632			143.564
	TOESSEBRO Juliane		4.2 8.400	12.300 75 0.300	3.8 7.400	11.200 71	4.3 7.500	11.800 51	4.4 7.566	11.966 54		47.266
	MADSOE Julie		4.2 8.733	12.933 34								12.933
	LEITNER Madelen							4.0 7.400	11.300 84 0.100			11.300
	NEURAUTER Mali				4.2 7.000	11.200 72	4.7 7.033	11.733 54				22.933
	TRONRUD Maria		4.2 8.666	12.866 40	4.1 7.900	12.000 50	5.1 7.800	12.900 15	4.0 7.366	11.366 81		49.132





Team Results

Rank	Name	NAT									SJ Pen.	Total
			D Total Rk. E Pen.	D Total Rk. E Pen.	D Total Rk. E Pen.	D Total Rk. E Pen.	D Total Rk. E Pen.	D Total Rk. E Pen.				
16	Israel	ISR	39.166		35.699		32.632		35.533			143.030
	RAZ Lihie		5.0 8.500	13.500 14 7.433	4.9 12.333 42	5.0 6.733	11.733 55	5.2 7.500	12.600 28 0.100			50.166
	NETZER Ofir		4.4 8.766	13.166 24 7.633	4.8 12.433 40							25.599
	DOR Geffen					4.4 6.033	10.433 92	4.2 7.333	11.433 78 0.100			21.866
	SHALIT Noga					4.7 5.766	10.466 90	4.7 6.900	11.500 76 0.100			21.966
	TURISKI Andy		3.8 8.700	12.500 64 6.433	4.5 10.933 80							23.433





Team Results

Rank	Name	NAT									SJ Pen.	Total
			D Total Rk. E Pen.	D Total Rk. E Pen.	D Total Rk. E Pen.	D Total Rk. E Pen.	D Total Rk. E Pen.	D Total Rk. E Pen.				
17	Slovenia	SLO	38.766		33.532		34.632		34.932			141.862
	BELAK Teja											0.000
	HRIBAR Lucija		4.2 12.900 39 8.700	4.7 11.466 64 6.766	4.7 12.366 29 7.666	4.2 11.933 55 7.733						48.665
	KING Sara			3.3 10.800 82 7.500	3.5 10.200 95 6.700	4.2 11.366 82 7.166						32.366
	KYSSELEF Tjasa		4.6 13.133 26 8.533									13.133
	TRTNIK Zala		4.2 12.733 52 8.533	4.4 11.266 69 6.866	4.7 12.066 39 7.366	4.5 11.633 73 7.133						47.698





Team Results

Rank	Name	NAT									SJ Pen.	Total			
			D Total Rk. E Pen.		D Total Rk. E Pen.		D Total Rk. E Pen.		D Total Rk. E Pen.						
18	Switzerland	SUI	38.100		37.166		29.066		37.199			141.531			
	WU Anny				4.8	12.200	44					12.200			
					7.400										
	HABISREUTINGER Lilli Leanne		4.2	13.000	31			4.7	8.666	116		21.666			
			8.800					3.966							
	WILDI Anina		4.0	12.300	76	4.4	12.133	45	4.6	9.100	112	4.7	12.333	41	45.866
			8.400	0.100		7.733			4.600	0.100		7.633			
	GIUBELLINI Chiara		4.2	12.800	46			5.2	11.300	71	5.1	12.533	32	36.633	
			8.600					6.100			7.733	0.300			
	SIEGENTHALER Stefanie					4.9	12.833	27			4.5	12.333	40	25.166	
						7.933					7.833				





Team Results

Rank	Name	NAT									SJ Pen.	Total
			D Total Rk. E Pen.		D Total Rk. E Pen.		D Total Rk. E Pen.		D Total Rk. E Pen.			
19	Ireland	IRL	37.999		31.432		35.433		36.065			140.929
	SLEVIN Emma		4.2 12.933 34 8.733	4.1 10.133 98 6.033	5.2 12.300 32 7.100	4.5 11.766 63 7.366 0.100						47.132
	MOORHEAD Emily											0.000
	HILTON Halle		4.2 12.766 49 8.566	4.4 11.166 73 6.766	4.8 12.033 42 7.233	4.8 12.433 37 7.633						48.398
	HIGGINS Blathnaid		4.2 12.300 77 8.200 0.100		4.7 11.100 79 6.400	4.5 11.866 57 7.466 0.100						35.266
	MOLLOY Kate			2.9 10.133 97 7.233								10.133





Team Results

Rank	Name	NAT									SJ Pen.	Total	
			D Total Rk. E Pen.		D Total Rk. E Pen.		D Total Rk. E Pen.		D Total Rk. E Pen.				
20	Turkey	TUR	38.032		33.799		33.098		35.633			140.562	
	SAVRANBASI Nazli											0.000	
	YILDIZ Bengisu		4.2 12.666 59 8.466	4.6 11.233 70 6.633	4.8 10.466 91 5.666	4.7 11.233 89 6.533						45.598	
	KAYISOGLU Sevgi		4.7 11.466 64 6.766		5.0 10.766 88 5.766	4.5 11.800 61 7.300						34.032	
	UCTAS SANLI Goksu		4.2 12.500 65 8.300			4.6 11.866 49 7.266	5.1 12.600 27 7.600 0.100						36.966
	TARHAN Bilge		4.2 12.866 40 8.666	4.9 11.100 77 6.200								23.966	





Team Results

Rank	Name	NAT									SJ Pen.	Total
			D Total Rk. E Pen.		D Total Rk. E Pen.		D Total Rk. E Pen.		D Total Rk. E Pen.			
21	Denmark	DEN	37.099		34.432		33.233		35.566			140.330
	RASMUSSEN Camille		5.0 13.733 9 8.733	4.2 11.966 51 7.766	4.4 11.533 62 7.133	4.8 12.533 33 7.733						49.765
	PETERSEN Freja			3.9 10.833 81 6.933	4.4 11.500 64 7.100	4.3 11.733 64 7.433						34.066
	NORMANN Camille											0.000
	SOERENSEN Josephine		3.2 11.733 96 8.533		4.1 10.200 96 6.100	4.2 11.300 86 7.200 0.100						33.233
	LAURITSEN Michelle		3.2 11.633 100 8.433	4.1 11.633 59 7.533								23.266





Team Results

Rank	Name	NAT									SJ Pen.	Total
			D Total Rk. E Pen.	D Total Rk. E Pen.	D Total Rk. E Pen.	D Total Rk. E Pen.	D Total Rk. E Pen.	D Total Rk. E Pen.				
22	Portugal	POR	35.999	33.799	33.766	35.200						138.764
	COSTA Mafalda						4.5 11.566 59	4.5 11.800 61	7.066	7.300		23.366
	MARTINS Filipa			5.3 11.633 60	6.633 0.300							11.633
	SOBRAL Lia		3.6 12.066 85	4.0 10.633 86	8.466	6.633		4.1 11.700 66	7.600			34.399
	PARENTE Mariana		3.6 12.300 72	4.5 11.533 62	8.700	7.033	4.6 11.200 74	6.600				35.033
	MENDES Maria		3.2 11.633 100		8.433		4.2 11.000 84	4.2 11.700 65	6.800	7.600 0.100		34.333





Team Results

Rank	Name	NAT									SJ Pen.	Total
			D Total Rk. E Pen.		D Total Rk. E Pen.		D Total Rk. E Pen.		D Total Rk. E Pen.			
23	Iceland	ISL	35.665		32.333		34.732		35.399			138.129
	ADALSTEINSDOTTIR Thelma		3.8 12.333 69 8.533	4.1 11.733 57 7.633	4.7 12.233 35 7.533							36.299
	GUDMUNSDOTTIR Hildur Maja		3.2 11.766 94 8.566		4.1 11.166 75 7.166 0.100	4.2 11.800 59 7.600						34.732
	HARDARDOTTIR Gudrun			3.9 10.100 99 6.200	4.4 11.333 67 6.933							21.433
	KRISTINSDOTTIR Margret Lea						4.3 11.933 56 7.633					11.933
	SUTO Agnes		3.2 11.566 104 8.366	3.9 10.500 88 6.600			4.1 11.666 70 7.566					33.732





Team Results

Rank	Name	NAT									SJ Pen.	Total	
			D Total Rk. E Pen.		D Total Rk. E Pen.		D Total Rk. E Pen.		D Total Rk. E Pen.				
24	Slovakia	SVK	35.999		34.266		34.099		33.532			137.896	
	BALCOVA Adela				3.5	11.100	76					11.100	
	KALAMAROVA Radoslava		3.2	11.533	108		4.5	11.066	81	4.2	11.066	95	33.665
	SURMANOVA Sara		3.8	12.533	63	4.5	9.933	102		4.0	11.466	77	33.932
	USAKOVA Elena		3.4	11.933	88		4.3	11.500	63	4.0	11.000	98	34.433
	MOKOSOVA Barbora					5.3	13.233	15	3.7	11.533	61		24.766





Team Results

Rank	Name	NAT									SJ Pen.	Total
			D Total Rk. E Pen.	D Total Rk. E Pen.	D Total Rk. E Pen.	D Total Rk. E Pen.	D Total Rk. E Pen.	D Total Rk. E Pen.				
25	Croatia	CRO	36.732		31.232		34.798		35.032			137.794
	KORENT Tijana		4.2 8.533	12.733 52								12.733
	DEREK Ana					5.4 7.266	12.666 20	5.1 7.666	12.766 20			25.432
	SULEKIC Sara		3.4 8.433	11.833 91	4.4 6.000	10.400 91		4.1 7.333	11.433 79			33.666
	KUKULJAN FRLETA Nika				3.7 6.466	10.166 96	4.8 6.466	11.166 76	4.8 6.433	10.833 100	0.400	32.165
	FURAC Petra		3.6 8.566	12.166 82	4.0 6.666	10.666 85	4.3 6.766	10.966 85			0.100	33.798

Team Results

Rank	Name	NAT									SJ Pen.	Total
			D Total Rk. E Pen.		D Total Rk. E Pen.		D Total Rk. E Pen.		D Total Rk. E Pen.			
26	Greece	GRE	35.632		32.366		33.366		35.100			136.464
	KATSALI Elvira		3.2 11.766 94 8.566	3.6 11.400 67 7.800	4.7 10.400 93 5.700	4.4 12.000 52 7.600						45.566
	MARAGKOU Konstantina			4.5 10.433 89 5.933	4.1 11.100 78 7.000	4.1 11.300 85 7.300 0.100						32.833
	PAGONI Areti Paraskevi		3.2 11.566 104 8.366	4.3 10.533 87 6.233								22.099
	VASILOPOULOU Christina											0.000
	KIOSI Christina		3.8 12.300 74 8.600 0.100		4.5 11.866 48 7.366	4.4 11.800 60 7.400						35.966

Team Results

Rank	Name	NAT									SJ Pen.	Total
			D Total Rk. E Pen.	D Total Rk. E Pen.	D Total Rk. E Pen.	D Total Rk. E Pen.	D Total Rk. E Pen.	D Total Rk. E Pen.				
27	Latvia	LAT	36.065		24.999		27.466		31.866			120.396
	ANANJEVA Anastasija		3.8 12.066 87 8.266	2.7 8.633 111 5.933			4.4 10.800 101 6.400					31.499
	LOCMELE Anna		3.4 11.833 91 8.433			4.4 9.000 114 4.600						20.833
	OLENOVA Arina		3.6 12.166 82 8.566	3.2 8.166 115 4.966	4.1 9.466 107 5.366	4.2 11.433 80 7.233						41.231
	ELBE Darja			1.8 8.200 113 6.400	3.7 9.000 113 5.300							17.200
	MELKE Elena						3.1 9.633 112 6.533					9.633

LEGEND



E Execution

D Difficulty

Rk. Ranking

Pen. Penalty