









Team Results

Rank	Name	NOC Code																			Total					
			D E	A Total	Pen. Rk.	D E	A Total	Pen. Rk.	D E	A Total	Pen. Rk.	D E	A Total	Pen. Rk.	D E	A Total	Pen. Rk.									
1	Bulgaria	BUL	72.500			63.550			67.800			65.300			39.150			34.850			343.150					
	BULGARIA																22.2	8.600	18.3	8.600				74.000		
	NIKOLOVA Stiliana		19.1	8.450		17.8	8.150					16.1	8.450				8.350	39.150	1	7.950	34.850	1			101.950	
	KALEYN Boryana		19.8	8.450	0.100	15.3	7.700	0.050	17.8	8.400							8.400	36.550	1	7.100	30.050	26	8.400	34.600	1	101.200
	KRASNOBAEVA Elvira								17.7	8.000		16.1	8.450				7.500	33.200	7	8.250	32.800	4			66.000	
2	Italy	ITA	68.400			67.750			66.450			64.750			38.900			32.300			338.550					
	ITALY																21.9	8.650	17.2	8.050						71.200
	RAFFAELI Sofia		18.6	8.550		18.2	8.400	0.050	16.5	8.450		17.1	8.450				8.350	38.900	2	7.050	32.300	6			137.550	
	BALDASSARRI Milena					16.5	8.300		17.0	8.200	0.050	15.6	7.700				8.000	32.800	10	8.100	33.250	5	7.650	30.950	14	97.000
	DRAGAS Tara		16.6	8.050													8.150	32.800	15						32.800	









Team Results

Rank	Name	NOC Code																Total						
			D	A	Pen.	D	A	Pen.	D	A	Pen.	D	A	Pen.	D	A	Pen.							
			E	Total	Rk.	E	Total	Rk.	E	Total	Rk.	E	Total	Rk.	E	Total	Rk.							
3	Israel	ISR	70.650			66.200			63.500			64.100			38.150			31.900			334.500			
	ISRAEL														21.5	8.450	0.050	17.3	8.050					70.050
	ATAMANOV Daria		19.3	8.600		15.9	8.300	0.050	15.2	8.000		16.0	8.450											130.650
	MUNITS Daniela		8.450	36.350	2	7.800	31.950	15	6.500	29.700	29	8.200	32.650	5										133.800
			17.9	8.200		18.1	8.200		17.4	8.250		15.7	8.150											
			8.200	34.300	5	7.950	34.250	3	8.150	33.800	3	7.600	31.450	10										
4	Germany	GER	66.900			67.950			66.250			64.400			35.800			32.200			333.500			
	GERMANY														20.4	7.900	0.050	17.7	7.750					68.000
	VARFOLOMEEV Darja					18.7	8.150		16.7	8.300		16.3	8.550											100.800
						7.850	34.700	2	7.900	32.900	10	8.350	33.200	3										
	KOLOSOV Margarita		17.2	8.100		16.9	8.200		16.9	8.200														100.100
			8.200	33.500	10	8.150	33.250	9	8.250	33.350	4													
	SIMAKOVA Anastasia		17.4	8.150	0.350							15.4	8.050											64.600
			8.200	33.400	12							7.750	31.200	12										









Team Results

Rank	Name	NOC Code																			Total			
			D	A	Pen.	D	A	Pen.	D	A	Pen.	D	A	Pen.	D	A	Pen.	D	A	Pen.				
			E	Total	Rk.	E	Total	Rk.	E	Total	Rk.	E	Total	Rk.	E	Total	Rk.	E	Total	Rk.				
5	Spain	ESP	67.200			64.600			61.100			62.950			36.750			34.450			327.050			
	SPAIN														20.8	8.450	0.050	19.1	8.050					71.200
	BAUTISTA Alba		18.0	8.050		17.9	8.150		15.4	7.700		16.2	8.050											130.450
	BEREZINA Polina		8.000	34.050	7	8.000	34.050	4	6.950	30.050	25	8.050	32.300	7										125.400
			17.2	7.950		14.8	8.000	0.050	15.2	8.000		15.8	7.850	0.900										125.400
			8.000	33.150	13	7.800	30.550	20	7.850	31.050	16	7.900	30.650	17										
6	Hungary	HUN	65.650			65.400			63.100			63.100			33.250			31.200			321.700			
	HUNGARY														19.2	7.750	0.300	16.3	8.000					64.450
	WIESNER Hanna Panna		16.1	8.050		16.3	7.900		14.9	7.850		15.3	8.000											125.350
	PIGNICZKI Fanni		7.850	32.000	19	7.850	32.050	14	7.450	30.200	23	7.800	31.100	13										131.900
			17.5	8.400	0.050	17.3	8.100	0.050	17.1	8.150	0.050	16.1	8.250											131.900
			7.800	33.650	9	8.000	33.350	8	7.700	32.900	11	7.650	32.000	8										
7	Poland	POL	65.350			62.550			62.200			62.200			35.300			32.600			320.200			
	POLAND														20.5	7.500		17.3	8.050					67.900
	HEICHEL Emilia		17.0	7.700		15.3	7.500		14.2	7.600		14.9	7.850											122.000
	LEWINSKA Liliana		7.800	32.500	16	7.350	30.150	25	7.300	29.100	35	7.500	30.250	18										130.300
			17.0	7.650		17.2	7.600		16.9	8.050	0.050	15.9	8.150											130.300
			8.200	32.850	14	7.600	32.400	13	8.200	33.100	8	7.900	31.950	9										









Team Results

Rank	Name	NOC Code																			Total
			D E	A Total	Pen. Rk.	D E	A Total	Pen. Rk.	D E	A Total	Pen. Rk.	D E	A Total	Pen. Rk.	D E	A Total	Pen. Rk.	D E	A Total	Pen. Rk.	
8	Ukraine	UKR	67.750			62.000			58.600			62.300			35.750			33.500			319.900
	UKRAINE																				69.250
	ONOPRIIENKO Viktoriia		16.9	8.450		14.4	7.650	0.300	13.9	7.850		14.8	7.750	0.600							119.400
	ONOFRIICHUK Taisiia		8.100	33.450	11	6.500	28.250	44	7.000	28.750	37	7.000	28.950	23							131.250
			17.9	8.300		17.8	7.950		15.3	7.700		17.0	8.250								
			8.100	34.300	6	8.000	33.750	6	6.850	29.850	28	8.100	33.350	2							
9	Azerbaijan	AZE	62.750			63.400			61.400			54.000			37.050			33.150			311.750
	AZERBAIJAN																				70.200
	AGHAMIROVA Zohra		17.1	7.900		16.4	8.000		15.3	8.000		12.3	6.700	0.600							120.350
	SEYIDZADE Kamilla		7.300	32.300	17	8.000	32.400	12	7.700	31.000	17	6.250	24.650	58							90.200
			14.9	7.900					14.5	7.900		13.8	7.900								
			7.650	30.450	29				8.000	30.400	21	7.650	29.350	21							
	ZEYNALOVA Ilona					15.2	7.850														31.000
						7.950	31.000	18													



Team Results

Rank	Name	NOC Code																			Total		
			D	A	Pen.	D	A	Pen.	D	A	Pen.	D	A	Pen.	D	A	Pen.	D	A	Pen.			
			E	Total	Rk.	E	Total	Rk.	E	Total	Rk.	E	Total	Rk.	E	Total	Rk.	E	Total	Rk.			
10	France	FRA	60.900			58.450			60.200			59.100			36.450			27.550			302.650		
	FRANCE											20.9 8.050			14.4 7.250						64.000		
	KARBANOV Helene		15.3 7.300	15.9 7.550	14.5 7.700	16.3 7.700													120.250				
	MILLET Maelle		6.250 28.850 44	7.050 30.500 21	7.400 29.600 31	7.300 31.300 11													118.400				
			16.7 7.850	14.6 7.350	0.600 15.3 7.850	14.5 7.050																	
			7.500 32.050 18	6.600 27.950 47	7.450 30.600 19	6.250 27.800 30																	
11	Türkiye	TUR	61.150			61.550			60.250			53.300			33.100			28.550			297.900		
	TÜRKİYE											18.3 7.550			15.4 7.550 0.300						61.650		
	KILIC Defne Eylul		15.0 7.500	15.0 7.450	13.9 7.550	11.4 6.850													114.550				
	EMIR Hatice Gokce		7.700 30.200 31	7.450 29.900 27	7.750 29.200 33	7.000 25.250 54													121.700				
			15.3 7.850	16.1 7.750	15.4 7.750 0.050	13.6 7.550																	
			7.800 30.950 26	7.800 31.650 16	7.950 31.050 15	6.900 28.050 29																	
12	Greece	GRE	59.850			55.650			56.850			51.450			34.600			29.800			288.200		
	GREECE											19.5 7.850			15.4 7.700						64.400		
	LYTRA Panagiota		16.7 7.500	14.0 6.800	16.2 7.900	13.8 7.000													117.350				
	SYGKOUNA Ourania		7.400 31.600 21	6.200 27.000 54	7.550 31.650 13	6.300 27.100 39													106.450				
			12.8 7.600	13.6 7.500	11.6 7.400	10.8 7.250 0.300																	
			7.850 28.250 54	7.550 28.650 41	6.200 25.200 67	6.600 24.350 61																	









Team Results

Rank	Name	NOC Code																Total			
			D E	A Total	Pen. Rk.	D E	A Total	Pen. Rk.	D E	A Total	Pen. Rk.	D E	A Total	Pen. Rk.	D E	A Total	Pen. Rk.				
13	Romania	ROU	61.050			59.800			61.800			54.950			24.400			25.800			287.800
	ROMANIA											14.7 6.500 1.450 13.6 6.900			4.650 24.400 17 5.300 25.800 14			50.200			
	DRAGAN Annaliese		15.4 7.950 0.100 14.8 8.000 31.250 23	7.300 29.550 30	8.100 31.950 12	7.950 11.5 7.300 6.700 25.500 50										118.250					
	DRAGAN Christina		14.5 7.900 0.050 15.5 7.450 29.800 34	7.700 0.100 14.7 7.750 0.300 30.250 24	7.700 29.850 27										89.900						
	VERDES Andreea								14.3 7.650			7.500 29.450 20			29.450						
14	Finland	FIN	60.850			61.200			60.650			52.350			26.600			20.050			281.700
	FINLAND											14.9 6.950 0.300 10.9 6.100 0.300			5.050 26.600 15 3.350 20.050 17			46.650			
	PIIROINEN Emmi		14.9 7.300 7.150 29.350 39	16.0 7.650 0.100 15.8 7.300 30.850 19	7.500 7.800 31.100 14	6.950 6.850 27.700 31										119.000					
	ROGOZHINA Anastasia		16.3 7.500 7.700 31.500 22	15.5 7.350 0.050 14.8 7.550 30.350 23	7.250 0.050 11.7 7.150 0.600 29.550 32	6.400 24.650 57										116.050					



Team Results

Rank	Name	NOC Code																			Total			
			D	A	Pen.	D	A	Pen.	D	A	Pen.	D	A	Pen.	D	A	Pen.	D	A	Pen.				
			E	Total	Rk.	E	Total	Rk.	E	Total	Rk.	E	Total	Rk.	E	Total	Rk.	E	Total	Rk.				
15	Georgia	GEO	60.850			56.450			53.750			56.500			29.400			23.000			279.950			
	GEORGIA														15.2	7.200		11.6	6.200	0.300				52.400
	KHUTSISHVILI Anna		7.800	30.700	27	7.450	29.400	34	7.100	27.550	44	7.500	27.450	33										115.100
	KAJAIA Mariami		15.0	7.550		13.3	7.200	0.200	12.2	7.350	0.050	13.9	7.650											112.450
			7.600	30.150	32	6.750	27.050	53	6.700	26.200	61	7.500	29.050	22										
16	Portugal	POR	55.450			54.650			58.250			52.000			27.050			26.200			273.600			
	PORTUGAL														15.0	7.300		14.3	7.050					53.250
	ARAUJO Rita		14.1	7.400		13.0	7.350		13.6	7.450		12.3	7.300											110.700
	PINHEIRO Joana		7.250	28.750	45	7.200	27.550	49	7.000	28.050	42	6.750	26.350	44										109.650
			12.9	7.250	0.300	13.3	7.100	0.050	14.9	7.650	0.050	11.3	7.250											
			6.850	26.700	66	6.750	27.100	52	7.700	30.200	22	7.100	25.650	49										
17	Norway	NOR	58.600			57.400			56.600			54.350			23.250			20.450			270.650			
	NORWAY														12.2	6.450		10.5	5.650					43.700
	RICHTER Mathilde Ekrem		14.5	7.200		13.9	7.100		13.2	6.900		13.2	7.400											110.900
	JUUL MOELLER Josephine		7.000	28.700	47	7.300	28.300	43	6.550	26.650	55	6.650	27.250	36										116.050
			15.1	7.450		14.4	7.550		14.9	7.450		13.8	7.500	0.600										
			7.350	29.900	33	7.150	29.100	37	7.600	29.950	26	6.400	27.100	38										



Team Results

Rank	Name	NOC Code	Hoop			Ball			Clubs			Ribbon			5 Hoops			3 Ribbons & 2 Balls			Total			
			D	A	Pen.	D	A	Pen.	D	A	Pen.	D	A	Pen.	D	A	Pen.	D	A	Pen.				
			E	Total	Rk.	E	Total	Rk.	E	Total	Rk.	E	Total	Rk.	E	Total	Rk.	E	Total	Rk.				
18	Great Britain	GBR	59.150			55.300			55.000			55.600			23.900			18.300			267.250			
	GREAT BRITAIN														13.9	6.300	0.600	9.6	5.900	0.600				42.200
	CHRISTIE Louise		13.6	7.300					11.3	7.200	0.050													53.050
	POPOVA Elizabeth		7.200	28.100	56				6.500	24.950	70													53.000
	EKIMOVA Marfa		15.6	7.800	0.100	14.2	7.600		11.9	7.200		12.6	7.550											119.000
			7.750	31.050	25	7.600	29.400	33	7.600	30.050	24	7.400	28.500	27										
19	Serbia	SRB	55.000			54.550			53.100			51.450			25.900			18.750			258.750			
	SERBIA														13.6	6.450		8.7	5.600				44.650	
	LEKOVIC Nikolina		14.3	7.250		13.4	7.200		12.7	7.100		11.9	7.050											109.850
	TOSIC Masa		7.150	28.700	46	7.150	27.750	48	7.500	27.300	47	7.150	26.100	45										104.250
			12.9	6.950	0.300	13.1	6.800		11.8	7.100		12.0	6.550											
			6.750	26.300	68	6.900	26.800	57	6.900	25.800	63	6.800	25.350	52										

LEGEND	Hoop	Ball	Clubs	Ribbon	5 Hoops	3 Ribbons & 2 Balls
	E Execution	D Difficulty	Rk. Ranking	Pen Penalty		