



Team Results

Rank	Name	NOC Code																Total						
			D	A	Pen.	D	A	Pen.	D	A	Pen.	D	A	Pen.	D	A	Pen.							
			E	Total	Rk.	E	Total	Rk.	E	Total	Rk.	E	Total	Rk.	E	Total	Rk.							
1	Bulgaria	BUL	69.400			68.350			67.100			64.150			34.650			29.500			333.150			
	KALEYN Boryana		17.4	8.850		17.2	8.900		16.3	8.750		14.6	8.200								134.800			
	NIKOLOVA Stiliana		8.700	34.950	2	8.550	34.650	1	8.950	34.000	2	8.400	31.200	6							134.200			
	BULGARIA		17.0	8.750		16.3	8.750		15.7	8.600		15.9	8.450		17.7	8.650		14.4	8.350	0.300				64.150
			8.700	34.450	3	8.650	33.700	3	8.800	33.100	5	8.600	32.950	1	8.300	34.650	3	7.050	29.500	5				
2	Italy	ITA	67.300			65.500			62.400			60.750			35.650			34.000			325.600			
	BALDASSARRI Milena		14.6	8.350		14.6	8.650		13.0	8.250		13.6	8.250								122.000			
	RAFFAELI Sofia		8.200	31.150	12	8.550	31.800	6	7.450	28.700	24	8.500	30.350	10							133.950			
	ITALY		18.6	8.800		16.1	8.900		16.0	8.800		14.0	8.400		18.2	8.900		16.9	9.050					69.650
			8.750	36.150	1	8.700	33.700	2	8.900	33.700	4	8.000	30.400	9	8.550	35.650	2	8.050	34.000	1				
3	Israel	ISR	63.950			61.100			65.550			63.750			36.950			33.000			324.300			
	KATZ Adi Asya		14.5	8.000		14.7	8.250		14.5	8.300		14.4	8.600								124.350			
	ATAMANOV Daria		7.750	30.250	16	8.700	31.650	9	8.050	30.850	11	8.600	31.600	4							130.000			
	ISRAEL		16.8	8.400		14.2	8.150	0.050	16.9	8.750		14.8	8.700		19.4	8.800		16.4	8.650					69.950
			8.500	33.700	5	7.150	29.450	23	9.050	34.700	1	8.650	32.150	2	8.750	36.950	1	7.950	33.000	2				



Team Results

Rank	Name	NOC Code													Total							
			D E	A Total	Pen. Rk.	D E	A Total	Pen. Rk.	D E	A Total	Pen. Rk.	D E	A Total	Pen. Rk.								
4	Azerbaijan	AZE	58.050			63.300			62.250			58.100			33.600			31.800			307.100	
	AGHAMIROVA Zohra		14.9	8.150		15.2	8.400		14.5	8.350		12.3	8.100								122.100	
	JALILOVA Arzu		8.100	31.150	13	8.450	32.050	5	8.350	31.200	7	7.300	27.700	23								119.600
	AZERBAIJAN		12.3	7.400		14.2	8.600		14.0	8.500		13.5	8.450									119.600
			7.200	26.900	38	8.450	31.250	13	8.550	31.050	9	8.450	30.400	8								65.400
												17.0	8.400		15.7	8.400						65.400
												8.200	33.600	5	7.700	31.800	3					65.400
5	Germany	GER	63.750			63.500			61.800			58.800			30.150			23.500			301.500	
	KOLOSOV Margarita		15.8	8.150		14.8	8.400					11.4	7.600									91.000
	DARGEL Melanie		8.400	32.350	7	8.550	31.750	7				12.8	7.800									28.000
	VARFOLOMEEV Darja								7.400	28.000	32											28.000
	GERMANY		15.2	8.050		15.4	8.300		16.6	8.400		15.3	8.050									128.850
			8.150	31.400	9	8.050	31.750	8	8.800	33.800	3	8.550	31.900	3								128.850
												15.5	7.550	0.050	12.5	6.850	0.600					53.650
												7.150	30.150	10	4.750	23.500	13					53.650



Team Results

Rank	Name	NOC Code																Total			
			D E	A Total	Pen. Rk.	D E	A Total	Pen. Rk.	D E	A Total	Pen. Rk.	D E	A Total	Pen. Rk.	D E	A Total	Pen. Rk.				
6	Spain	ESP	61.300			60.700			55.750			58.350			34.500			28.850			299.450
	BAUTISTA Alba		14.8	8.050		14.8	8.200	0.100	11.4	7.600	0.650	13.0	7.900								116.000
	BEREZINA Polina		13.8	8.100		13.7	8.150		14.0	8.150		13.1	8.150								120.100
	SPAIN													18.3	8.200		14.7	8.000	0.300		63.350
														8.000	34.500	4	6.450	28.850	7		
7	France	FRA	58.400			59.350			57.550			59.950			31.800			31.050			298.100
	RAMONATXO Lily		13.6	7.550		14.0	8.200	0.050	13.5	8.050		12.9	8.000								118.300
	KARBANOV Helene		13.7	7.850		12.3	8.300		12.9	7.500		14.3	8.250	0.050							116.950
	FRANCE													15.9	8.300		15.1	8.500			62.850
														7.600	31.800	6	7.450	31.050	4		








Team Results

Rank	Name	NOC Code																Total												
			D	A	Pen.	D	A	Pen.	D	A	Pen.	D	A	Pen.	D	A	Pen.													
			E	Total	Rk.	E	Total	Rk.	E	Total	Rk.	E	Total	Rk.	E	Total	Rk.													
8	Ukraine	UKR	62.700			62.550			58.350			56.150			30.350			24.450			294.550									
	TUR Melaniia		13.9	7.700	0.300	14.0	8.300		12.2	7.850														87.150						
	KARIKA Polina											11.1	7.950		8.050	27.100	28							27.100						
	ONOPRIIENKO Viktoriia		16.9	8.300		14.5	8.500		13.9	8.450		13.5	8.000	0.300										125.500						
	UKRAINE		8.650	33.850	4	8.650	31.650	10	8.600	30.950	10	7.850	29.050	15				16.3	7.250		11.9	7.250	0.300	6.800	30.350	8	5.600	24.450	11	54.800
9	Hungary	HUN	58.850			61.650			57.400			57.700			29.650			28.350			293.600									
	PIGNICZKI Fanni		13.2	7.550		15.0	8.250		13.7	8.000		13.6	8.100														118.450			
	LOVASZ Luca Flora											12.2	7.950	0.050													27.900			
	WIESNER Hanna Panna		14.9	7.750		13.7	8.200	0.050	12.9	7.750																	89.250			
	HUNGARY		8.250	30.900	14	8.350	30.200	18	7.500	28.150	30				14.9	7.550		13.8	7.450		7.200	29.650	11	7.100	28.350	8	58.000			



Team Results

Rank	Name	NOC Code																Total					
			D E	A Total	Pen. Rk.	D E	A Total	Pen. Rk.	D E	A Total	Pen. Rk.	D E	A Total	Pen. Rk.	D E	A Total	Pen. Rk.						
10	Greece	GRE	58.350			60.000			60.750			53.300			29.500			28.950			290.850		
	GIANNOPOULOU Paraskevi		13.2	7.700		12.7	7.750		13.3	7.950		11.6	7.950								114.300		
	LYTRA Panagiota		7.800	28.700	29	8.250	28.700	26	8.400	29.650	19	7.700	27.250	26								118.100	
	GREECE		15.0	7.600	0.300	14.9	7.950		14.6	8.050		10.9	7.450									118.100	
			7.350	29.650	21	8.450	31.300	12	8.450	31.100	8	7.700	26.050	34									58.450
												16.2	7.350	0.600	13.9	7.800						58.450	
												6.550	29.500	13	7.250	28.950	6					58.450	
11	Latvia	LAT	58.000			56.800			58.850			54.750			29.500			23.300			281.200		
	POLSTJANAJA Jelizaveta		15.4	7.950		13.8	7.850		14.3	8.000		12.5	7.850	0.050								120.350	
	STEPULANE Santa		8.550	31.900	8	7.750	29.400	24	8.200	30.500	14	8.250	28.550	18								53.500	
	VASILJEVA Nikola		11.6	7.100		11.6	7.700					13.2	7.550		10.7	7.700						54.550	
	LATVIA		7.400	26.100	41	8.100	27.400	35	7.600	28.350	27	7.800	26.200	33									52.800
												15.1	7.200		10.4	6.800						52.800	
												7.200	29.500	12	6.100	23.300	14					52.800	



Team Results

Rank	Name	NOC Code													Total							
			D E	A Total	Pen. Rk.	D E	A Total	Pen. Rk.	D E	A Total	Pen. Rk.	D E	A Total	Pen. Rk.								
12	Poland	POL	55.800			54.700			58.100			55.950			30.750			24.500			279.800	
	ROSZATYCKA Malgorzata		13.0	7.850		10.9	7.700		14.0	7.850		13.0	7.650									113.650
	HEICHEL Emilia		12.4	7.450	0.300	13.0	7.850		12.5	7.900		12.0	7.950	0.100								110.900
	POLAND														15.5	7.800		12.8	7.350	1.200		55.250
												7.450	30.750	7	5.550	24.500	10					
13	Finland	FIN	56.700			53.650			54.600			53.150			30.150			24.000			272.250	
	JAMIL Elisabeth		13.6	7.650		11.2	7.300		13.0	7.700		11.6	7.800									112.550
	POHJANVIRTA Aurora		12.6	7.150		12.4	7.000		11.6	7.100		10.6	7.300									105.550
	FINLAND														15.7	7.250		13.1	6.700	0.300		54.150
												7.200	30.150	9	4.500	24.000	12					
14	Georgia	GEO	58.150			56.900			58.050			50.100			28.900			20.000			272.100	
	ARBOLISHVILI Ketevan		14.0	7.850		13.2	7.950		13.9	7.900		10.6	7.300									115.250
	KHUTSISHVILI Anna		8.150	30.000	19	8.300	29.450	22	8.300	30.100	15	7.800	25.700	36								107.950
	GEORGIA														14.8	7.000		9.4	6.500	0.600		48.900
												7.100	28.900	14	4.700	20.000	16					








Team Results

Rank	Name	NOC Code																Total				
			D E	A Total	Pen. Rk.	D E	A Total	Pen. Rk.	D E	A Total	Pen. Rk.	D E	A Total	Pen. Rk.	D E	A Total	Pen. Rk.					
15	Estonia	EST	59.800			58.500			53.800			51.500			20.950			27.350			271.900	
	KELER Melany		15.4	7.550		14.3	7.550		13.0	7.350	0.600	11.9	7.600								115.300	
	MURASHKO Polina		8.250	31.200	10	7.950	29.800	21	7.400	27.150	38	7.650	27.150	27								
	ESTONIA		14.0	7.150		12.8	7.750		12.4	7.250		10.3	7.150								108.300	
			7.450	28.600	31	8.150	28.700	27	7.000	26.650	42	6.900	24.350	49								
															11.0	6.050	1.700	12.6	7.700		48.300	
															5.600	20.950	18	7.050	27.350	9		
16	Great Britain	GBR	53.250			56.200			54.250			50.450			25.500			20.150			259.800	
	CHRISTIE Louise		10.2	6.950		12.9	7.550					11.1	7.200								77.550	
	EKIMOVA Marfa		6.700	23.850	60	7.700	28.150	29				7.250	25.550	39								
	LEAPER Alice		13.5	7.750		12.5	7.800		12.5	7.700	0.100										85.700	
	GREAT BRITAIN		8.150	29.400	23	7.750	28.050	30	8.150	28.250	28											
									10.7	7.350		10.2	7.200	0.050							50.900	
									7.950	26.000	47	7.550	24.900	43								
															12.9	6.500		9.6	6.350		45.650	
															6.100	25.500	16	4.200	20.150	15		



Team Results

Rank	Name	NOC Code																Total					
			D E	A Total	Pen. Rk.	D E	A Total	Pen. Rk.	D E	A Total	Pen. Rk.	D E	A Total	Pen. Rk.	D E	A Total	Pen. Rk.						
17	Portugal	POR	53.650			47.950			52.750			53.600			27.050			18.100			253.100		
	ARAÚJO Rita		13.5	7.550		11.0	7.350	0.350	11.6	7.200		12.4	7.450								107.350		
	PINHEIRO Joana		8.000	29.050	26	6.500	24.500	54	7.350	26.150	46	7.800	27.650	24								100.600	
	PINHEIRO Joana		9.9	7.150		10.6	6.800	0.150	12.0	7.200		11.2	7.400									100.600	
	PINHEIRO Joana		7.550	24.600	53	6.200	23.450	61	7.400	26.600	43	7.350	25.950	35									100.600
	PORTUGAL														13.6	7.300		8.6	6.500	0.100		45.150	
	PORTUGAL														6.150	27.050	15	3.100	18.100	18		45.150	
18	Slovakia	SVK	51.300			52.050			50.450			47.000			25.050			14.350			240.200		
	TIMKOVA Adriana		11.2	6.900		10.6	7.250		8.8	6.850		9.0	6.450	0.600								96.050	
	TIMKOVA Adriana		7.450	25.550	45	7.750	25.600	48	7.400	23.050	64	7.000	21.850	61									96.050
	ZATKOVA Michaela		12.1	6.550		11.9	7.150		12.6	7.350		10.6	7.100									104.750	
	ZATKOVA Michaela		7.100	25.750	43	7.400	26.450	39	7.450	27.400	35	7.450	25.150	41									104.750
	SLOVAKIA														11.5	7.100		6.9	5.250	0.800		39.400	
	SLOVAKIA														6.450	25.050	17	3.000	14.350	19		39.400	



Team Results

Rank	Name	NOC Code																			Total			
			D	A	Pen.	D	A	Pen.	D	A	Pen.	D	A	Pen.	D	A	Pen.	D	A	Pen.				
			E	Total	Rk.	E	Total	Rk.	E	Total	Rk.	E	Total	Rk.	E	Total	Rk.	E	Total	Rk.				
19	Norway	NOR	47.750			51.000			51.450			47.350			16.750			19.850			234.150			
	JUUL MOELLER Josephine		10.5	7.300		9.9	8.300		11.8	7.400		8.8	7.650	0.300							102.050			
			7.650	25.450	47	7.700	25.900	44	7.700	26.900	41	7.650	23.800	50										
	STOYANOVA Anna								9.4	7.350		8.4	7.750								48.100			
									7.800	24.550	57	7.400	23.550	52										
	JUUL MOELLER Lotte		8.9	6.750	0.300	10.0	7.600														47.400			
			6.950	22.300	63	7.500	25.100	52																
	NORWAY											7.0	5.750	0.300	7.6	7.050		4.300	16.750	19	5.200	19.850	17	36.600

LEGEND	Hoop	Ball	Clubs	Ribbon	5 Hoops	3 Ribbons, 2
	E Execution	D Difficulty	Rk. Ranking	Pen Penalty		