

# 11es CHAMPIONNATS D'EUROPE GYMNASTIQUE RYTHMIQUE SPORTIVE

Prague, Czech Republic

July 6 - 9, 1995



Exercices d'ensemble


Group exercises

Concours général multiple

Multiple general competition

Date: 07-07-1995

## CLASSEMENT FINAL FINAL RESULTS



Rg. Rk.	Nb. Nb.	Fédération Federation	Féd Fed	Note C	Note E	C + E	Note C	Note E	C + E	TOTAL
1.	16	RUSSIA	RUS	10.000	9.075	19.075	10.000	9.800	19.800	38.875
2.	9	BULGARIA	BUL	9.950	9.150	19.100	10.000	9.725	19.725	38.825
3.	6	SPAIN	ESP	9.975	8.925	18.900	10.000	9.725	19.725	38.625
4.	19	BELARUS	BLR	9.900	9.000	18.900	9.950	9.550	19.500	38.400
5.	7	UKRAINE	UKR	9.900	9.050	18.950	9.850	9.325	19.175	38.125
6.	8	FRANCE	FRA	9.850	9.000	18.850	9.900	9.275	19.175	38.025
7.	17	GERMANY	GER	9.800	8.625	18.425	9.675	9.500	19.175	37.600
8.	13	GREECE	GRE	9.775	8.475	18.250	9.850	9.400	19.250	37.500
9.	5	ITALY	ITA	9.875	8.200	18.075	9.850	9.500	19.350	37.425
10.	1	HUNGARY	HUN	9.750	8.425	18.175	9.800	9.425	19.225	37.400
11.	12	FINLAND	FIN	9.475	8.600	18.075	9.700	8.450	18.150	36.225
12.	14	CZECH REPUBLIC	CZE	9.300	7.800	17.100	9.750	9.200	18.950	36.050
13.	18	LITHUANIA	LTU	9.500	8.125	17.625	9.475	8.800	18.275	35.900
14.	11	LATVIA	LAT	9.300	8.275	17.575	9.450	8.825	18.275	35.850
15.	10	ESTONIA	EST	9.275	8.050	17.325	9.575	8.875	18.450	35.775
16.	2	PORTUGAL	POR	9.275	8.000	17.275	9.500	8.850	18.350	35.625
17.	3	AUSTRIA	AUT	9.175	7.625	16.800	9.400	8.950	18.350	35.150
18.	15	GREAT BRITAIN	GBR	9.250	7.600	16.850	9.375	8.925	18.300	35.150
19.	4	DENMARK	DEN	9.250	7.500	16.750	9.300	8.175	17.475	34.225

Heure: 20:05 Page: 104





Exercices individuels  
Individual exercises

Compétition J: Concours multiple par équipes  
Competition I: All around team competition

Date: 07-07-1995

## CLASSEMENT FINAL

### FINAL RESULTS

Rang	Num	Fédération	Féd					TOTAL
Rank	Num	Federation	Fed					
1.	7	RUSSIA	RUS	19.250	19.050	19.200	18.800	76.300
2.	2	BELARUS	BLR	19.150	19.050	19.150	18.800	76.150
3.	5	BULGARIA	BUL	18.950	19.000	18.700	19.100	75.750
4.	4	SPAIN	ESP	18.600	18.950	18.850	18.750	75.150
5.	6	UKRAINE	UKR	18.650	18.650	19.050	18.450	74.800
6.	1	ITALY	ITA	18.450	18.500	18.600	18.200	73.750
7.	10	ROMANIA	ROM	18.200	18.350	18.200	18.150	72.900
8.	11	ISRAEL	ISR	18.100	18.400	18.350	18.000	72.850
9.	9	GREECE	GRE	17.950	18.500	18.450	17.850	72.750
10.	3	FRANCE	FRA	17.850	18.300	18.400	17.500	72.050
11.	13	CZECH REPUBLIC	CZE	17.850	17.900	18.300	17.900	71.950
12.	17	HUNGARY	HUN	18.000	18.250	17.850	17.600	71.700
13.	8	POLAND	POL	17.700	18.250	17.600	17.850	71.400
13.	18	SLOVENIE	SLO	18.050	17.850	17.850	17.650	71.400
15.	12	GERMANY	GER	18.050	18.050	17.500	17.500	71.100
16.	14	AUSTRIA	AUT	17.350	17.450	17.300	17.250	69.350
17.	31	FINLAND	FIN	17.200	17.450	17.050	17.300	69.000
18.	29	YUGOSLAVIA	YUG	17.100	17.000	17.450	17.350	68.900
19.	16	PORTUGAL	POR	17.050	17.500	17.000	16.900	68.450
20.	20	SLOVAKIA	SVK	16.700	17.300	17.200	16.800	68.000
21.	23	ESTONIA	EST	16.700	17.250	16.950	17.050	67.950
22.	26	LATVIA	LAT	16.850	16.750	17.350	16.850	67.800
23.	15	GEORGIA	GEO	17.050	17.000	17.450	15.600	67.100
24.	21	NETHERLANDS	NED	16.200	16.600	16.550	15.900	65.250
24.	22	NORWAY	NOR	16.600	16.400	16.100	16.150	65.250
26.	19	LITHUANIA	LTU	16.200	16.350	16.650	16.000	65.200
27.	25	GREAT BRITAIN	GBR	16.450	16.150	16.400	15.350	64.350
28.	28	CROATIA	CRO	16.200	16.000	16.900	15.100	64.200
29.	27	BELGIUM	BEL	15.550	15.950	16.550	16.050	64.100

Exercices individuels  
Individual exercises

Jury de contrôle  
Control jury

Compétition II: Concours individuel multiple  
Competition II: All around individual competition

Date: 08-07-1995

## CLASSEMENT FINAL

### FINAL RESULTS

Rang	Num	Nom	Prénom	Féd					TOTAL	TOTAL	DIFF.
Rank	Num	Name	Firstname	Fed					Contrôle	Offic.	
1.	52	ALEXANDROVA	Teodora	BUL	9.550	9.675	9.675	9.400	38.300	38.650	- 0.350
2.	21	VATKINA	Valeria	BLR	9.400	9.400	9.550	9.450	37.800	38.650	- 0.850
3.	71	CHALAMOVA	Elena	RUS	9.400	9.575	9.225	9.400	37.600	38.625	- 1.025
4.	51	ILIEVA	Borislava	BUL	9.450	9.500	9.300	9.275	37.525	37.900	- 0.375
5.	41	DOMINGUEZ	Esther	ESP	9.350	9.150	9.325	9.400	37.225	38.050	- 0.825
6.	72	CHICHOVA	Anna	RUS	9.100	9.450	9.300	9.350	37.200	38.175	- 0.975
7.	22	RASSKINA	Ioulia	BLR	9.500	9.225	9.550	8.900	37.175	38.000	- 0.825
8.	62	GATILOVA	Elena	UKR	9.200	9.300	9.425	9.200	37.125	38.100	- 0.975
9.	42	GURENDEZ	Lorena	ESP	9.150	9.225	9.350	9.225	36.950	37.875	- 0.925
10.	61	FURKALO	Julia	UKR	9.300	9.200	9.100	9.000	36.600	37.475	- 0.875
11.	13	RUSCA	Arianna	ITA	9.100	9.200	9.000	9.075	36.375	37.225	- 0.850
12.	131	CERNOHLAVKOVA	Zaneta	CZE	9.000	9.250	9.000	9.100	36.350	36.925	- 0.575
13.	111	BAUMWALL	Lital	ISR	9.000	8.875	9.325	9.100	36.300	37.325	- 1.025
14.	12	ROSSI	Letizia	ITA	9.100	9.200	9.000	8.950	36.250	37.400	- 1.150
15.	171	TOTH	Dora	HUN	9.150	8.975	9.000	9.050	36.175	37.150	- 0.975
16.	132	BARKOVA	Lucie	CZE	9.000	9.175	8.850	9.050	36.075	37.050	- 0.975
17.	102	BENCHEA	Evelina	ROM	9.000	9.025	9.050	8.650	35.725	36.850	- 1.125
18.	112	KESTENBAUM	Keren	ISR	9.050	8.900	9.050	8.700	35.700	36.700	- 1.000
18.	181	VENGUST	Nina	SLO	9.000	9.100	8.800	8.800	35.700	36.675	- 0.975
20.	172	ZIGLER	Orsolya	HUN	8.950	8.900	9.000	8.800	35.650	36.525	- 0.875
21.	32	DBERBOMETZ	Jessica	FRA	9.050	8.800	8.900	8.800	35.550	36.650	- 1.100
22.	91	CHRISTODOULOU	Rodoula	GRE	9.100	8.900	8.800	8.700	35.500	36.350	- 0.850
23.	31	POISSON	Magalie	FRA	8.900	8.975	8.800	8.800	35.475	36.650	- 1.175
24.	81	BRANDEBURA	Agnieszka	POL	8.900	8.150	9.050	9.100	35.200	35.700	- 0.500
25.	101	ZARA	Camelia	ROM	8.400	8.725	8.900	8.750	34.775	36.100	- 1.325
26.	92	POLYDOROU	Irene	GRE	8.900	8.925	8.800	8.000	34.625	35.775	- 1.150