

Femmes Juniors

Women Juniors

Compétition III: Finales par engins

Competition III: Apparatus finals

Time: 11:56


Date: 21-04-2002

Page: 1

CLASSEMENT FINAL

FINAL RESULTS

Rang	Num	Nom Prénom	Féd	Total
Rank	Num	Name Firstname	Fed	Total
1.	121	PAVLOVA Anna	RUS	9.399
2.	118	CHINDEA Iuliana	ROM	9.212
3.	117	ROSU Monica	ROM	9.112
4.	122	ANOCHINA Elena	RUS	9.056
5.	17	NOVIKAVA Aksana	BLR	9.018
6.	100	LASOMER Patricia	NED	8.975
7.	66	BISMPIKOU Stefani	GRE	8.950
8.	85	PESTRIN Marika	ITA	8.868



Femmes Juniors

Women Juniors

Compétition III: Finales par engins

Competition III: Apparatus finals

Time: 12:31

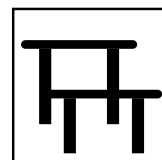
Date: 21-04-2002

Page: 1

CLASSEMENT FINAL

FINAL RESULTS

Rang	Num	Nom Prénom	Féd	Total
Rank	Num	Name Firstname	Fed	Total
1.	151	KOZICH Alina	UKR	9.437
2.	67	MASTROGIANNOPOULOU M.	GRE	9.387
3.	153	TESLENKO Inna	UKR	9.362
4.	66	BISMPIKOU Stefani	GRE	9.125
5.	52	RICHARD Gaelle	FRA	8.937
6.	121	PAVLOVA Anna	RUS	8.700
7.	124	MILLER Rolina	RUS	8.675
8.	51	LEPENNEC Emilie	FRA	8.525



Femmes Juniors

Women Juniors

Compétition III: Finales par engins

Competition III: Apparatus finals

Time: 13:17

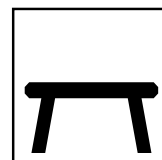
Date: 21-04-2002

Page: 1

CLASSEMENT FINAL

FINAL RESULTS

Rang	Num	Nom Prénom	Féd	Total
Rank	Num	Name Firstname	Fed	Total
1.	116	LEONIDA Floarea	ROM	9.437
2.	121	PAVLOVA Anna	RUS	9.400
3.	122	ANOCHINA Elena	RUS	9.025
4.	119	EREMIA Alexandra	ROM	8.987
5.	53	DEBAUVE Marine	FRA	8.725
6.	51	LEPENNEC Emilie	FRA	8.587
7.	66	BISMPIKOU Stefani	GRE	8.462
8.	84	MERZARIO Michela	ITA	8.325



Femmes Juniors

Women Juniors

Compétition III: Finales par engins

Competition III: Apparatus finals

Time: 13:51


Date: 21-04-2002

Page: 1

CLASSEMENT FINAL

FINAL RESULTS

Rang	Num	Nom Prénom	Féd	Total
Rank	Num	Name Firstname	Fed	Total
1.	152	AKHUNU Mirabella	UKR	9.512
2.	116	LEONIDA Floarea	ROM	9.487
3.	117	ROSU Monica	ROM	9.262
4.	41	MORENO Patricia	ESP	9.250
5.	121	PAVLOVA Anna	RUS	9.150
6.	125	KRIOUCHKOVA Maria	RUS	8.800
7.	55	CHACON Coralie	FRA	8.662
8.	51	LEPENNEC Emilie	FRA	8.475



Femmes Seniors

Women Seniors

Compétition II: Concours individuel multiple

Competition II: All around individual competition





Time: 17:27

Date: 20-04-2002

Page: 1

CLASSEMENT FINAL

FINAL RESULTS

Rang	Num	Nom Prénom	Féd					TOTAL
Rank	Num	Name Firstname	Fed					
1.	316	KHORKINA Svetlana	RUS	9.118	9.787	9.300	9.387	37.592
2.	298	VAN DE LEUR Verona	NED	9.318	9.537	9.125	9.562	37.542
3.	347	KVASHA Alona	UKR	9.168	9.200	8.662	9.375	36.405
4.	318	ZIGANSHINA Natalia	RUS	8.993	9.400	8.637	9.250	36.280
5.	311	PETROVSCHI Joana	ROM	9.162	9.025	8.825	9.262	36.274
6.	297	HARMES Suzanne	NED	9.237	8.925	8.837	9.062	36.061
7.	231	GOMEZ Elena	ESP	9.024	8.825	8.850	9.312	36.011
8.	216	KUZNETSOVA Evguenia	BUL	9.224	8.737	8.737	9.112	35.810
9.	280	GARGANO M.Teresa	ITA	9.050	8.987	8.625	8.837	35.499
10.	248	OWEN Rebecca	GBR	8.737	8.712	8.687	9.062	35.198
11.	226	KOMRSKOVA Jana	CZE	9.175	8.875	8.575	8.550	35.175
12.	276	BERGAMELLI Monica	ITA	9.012	9.150	8.512	8.412	35.086
13.	257	MILLOUSI Vasiliki	GRE	8.524	8.587	8.675	8.487	34.273
14.	246	TWEDDLE Elizabeth	GBR	8.418	9.100	7.987	8.737	34.242
15.	321	HRIBAR Maya	SLO	8.562	8.700	8.125	8.350	33.737
16.	212	TARASENKA Yulia	BLR	8.718	9.362	7.650	7.700	33.430
17.	236	ALMENOSKA Annukka	FIN	8.556	8.525	7.775	8.475	33.331
18.	206	SOHET Celine	BEL	8.499	8.425	8.087	8.187	33.198
19.	271	MORELI Michal	ISR	8.906	7.950	7.725	8.387	32.968
20.	228	OBONOVA Zusana	CZE	8.575	8.037	7.800	7.912	32.324
21.	217	RANGELOVA Ralitsa	BUL	8.781	8.325	7.537	7.637	32.280
22.	336	BOHMAN Karolina	SWE	8.812	8.237	7.337	7.837	32.223
23.	261	KISS Renate	HUN	8.268	7.562	7.475	8.212	31.517
24.	282	MISIUGINA Irina	LAT	8.368	7.562	7.175	8.087	31.192

Femmes Juniors

Women Juniors

Compétition I: Qualifications

Compétition I: Qualification

Time: 20:32

Date: 18-04-2002

Page: 1

CLASSEMENT FINAL PAR EQUIPES

TEAM FINAL RESULTS

Rang Num	Fédération						TOTAL	
Rank Num	Federation							
1.	28	RUSSIA	RUS	27.299	27.350	26.899	26.675	108.223
2.	27	ROMANIA	ROM	27.468	25.512	26.399	28.000	107.379
3.	11	FRANCE	FRA	26.817	26.624	25.762	27.324	106.527
4.	34	UKRAINE	UKR	26.718	27.412	24.761	26.486	105.377
5.	22	NETHERLANDS	NED	27.099	25.736	24.999	25.337	103.171
6.	18	ITALY	ITA	27.104	25.286	25.699	24.174	102.263
7.	14	GREECE	GRE	26.691	25.362	24.924	24.450	101.427
8.	12	GREAT BRITAIN	GBR	25.823	24.112	24.474	25.400	99.809
9.	15	HUNGARY	HUN	26.679	24.274	22.812	25.449	99.214
10.	13	GERMANY	GER	26.075	23.712	24.374	25.049	99.210
11.	9	SPAIN	ESP	26.518	24.111	21.987	26.312	98.928
12.	4	BELARUS	BLR	26.136	25.424	21.762	24.249	97.571
13.	8	CZECH REPUBLIC	CZE	25.818	22.875	24.337	24.524	97.554
14.	30	SWITZERLAND	SUI	25.686	23.212	22.025	23.962	94.885
15.	3	BELGIUM	BEL	25.099	22.749	22.150	24.424	94.422
16.	6	CROATIA	CRO	25.673	22.662	21.812	24.274	94.421
17.	10	FINLAND	FIN	24.455	22.187	22.012	24.449	93.103
18.	25	POLAND	POL	25.236	20.112	22.350	23.812	91.510
19.	2	AUSTRIA	AUT	25.155	20.624	22.149	22.899	90.827
20.	24	NORWAY	NOR	24.236	21.387	21.574	23.237	90.434
21.	5	BULGARIA	BUL	24.724	21.237	19.849	23.187	88.997
22.	20	LITHUANIA	LTU	25.017	18.949	20.187	23.911	88.064
23.	33	TURKEY	TUR	24.142	18.799	19.049	21.574	83.564

Femmes Juniors

Women Juniors

Compétition I: Qualifications

Compétition I: Qualification





Time: 20:32

Date: 18-04-2002

Page: 1

CLASSEMENT FINAL

FINAL RESULTS

Rang	Num	Nom	Prénom	Féd					TOTAL
Rank	Num	Name	Firstname	Fed					
1.	121	PAVLOVA	Anna	RUS	9.299	9.375	9.287	9.275	37.236
2.	116	LEONIDA	Floarea	ROM	8.875	8.275	9.312	9.475	35.937
3.	151	KOZICH	Alina	UKR	8.850	9.425	8.637	9.012	35.924
4.	51	LEPENNEC	Emilie	FRA	8.956	8.937	8.687	9.287	35.867
5.	122	ANOCHINA	Elena	RUS	9.150	9.175	9.037	8.350	35.712
6.	66	BISMPIKOU	Stefani	GRE	9.099	9.162	8.687	8.675	35.623
7.	152	AKHUNU	Mirabella	UKR	9.050	8.587	8.337	9.162	35.136
8.	84	MERZARIO	Michela	ITA	8.874	8.137	8.837	8.325	34.173
9.	42	DE SIMONE	Lenika	ESP	8.918	8.262	8.400	8.575	34.155
10.	96	VAN DEN BERG	Berber	NED	8.850	8.812	8.262	8.062	33.986
11.	85	PESTRIN	Marika	ITA	9.143	8.687	8.550	7.337	33.717
12.	41	MORENO	Patricia	ESP	8.925	7.962	7.287	9.350	33.524
13.	16	LUKSHA	Liliya	BLR	8.174	8.787	7.950	8.537	33.448
14.	39	OZANOVA	Veronika	CZE	8.750	7.650	8.475	8.512	33.387
15.	71	SARKADI	Ella	HUN	8.949	7.950	7.850	8.575	33.324
16.	56	JOHNSTON	Ashtone	GBR	8.637	8.075	7.950	8.250	32.912
17.	62	GUNNE	Heike	GER	8.500	7.687	8.362	8.337	32.886
18.	68	TSEGELI	Sophia	GRE	8.643	7.225	8.625	8.275	32.768
19.	72	GAL	Kitty	HUN	8.737	8.062	7.287	8.512	32.598
20.	26	ERCEG	Tina	CRO	8.518	7.487	8.100	8.462	32.567
21.	17	NOVIKAVA	Aksana	BLR	9.106	8.375	6.662	8.387	32.530
22.	37	CHYTILOVA	Petra	CZE	8.343	7.950	7.950	7.950	32.193
23.	135	STUDER	Joy	SUI	8.531	7.662	7.725	8.250	32.168
24.	106	STANKIEWICZ	Maria	POL	8.675	7.600	7.425	8.462	32.162
25.	141	WAGNER	Veronica	SWE	8.243	6.937	8.275	8.637	32.092
26.	132	KAESLIN	Ariella	SUI	8.643	8.025	7.525	7.825	32.018
27.	40	SIKULOVA	Jana	CZE	8.725	7.275	7.912	8.062	31.974
28.	46	KOKKO	Kiira	FIN	8.300	7.550	7.500	8.462	31.812
29.	8	HASENOEHL	Carina	AUT	8.312	7.137	7.925	8.387	31.761
30.	15	THIEL	Aurielie	BEL	8.481	7.637	7.200	8.287	31.605
31.	126	KAMNAR	Julia	SLO	8.231	7.662	7.487	8.137	31.517
32.	11	LAUTERMANN	Bianca	BEL	8.712	6.975	7.550	8.112	31.349
33.	47	RAJALA	Niina	FIN	8.224	7.487	7.400	8.200	31.311
34.	127	OSMICEVIC	Sajra	SLO	8.537	7.475	7.137	8.050	31.199
35.	79	PALSDOTTIR	Sif	ISL	8.218	7.587	7.300	8.062	31.167
36.	86	ZANEVSKAJA	Jelena	LTU	8.193	7.412	7.587	7.787	30.979
37.	28	DELLADIO	Tanja	CRO	8.431	7.700	6.900	7.900	30.931
38.	136	HILMEROVA	Adriana	SVK	8.406	6.812	7.687	7.987	30.892
39.	138	MUDRAKOVA	Petra	SVK	7.993	7.550	7.600	7.700	30.843
40.	87	JUREVICIUTE	Raimonda	LTU	8.781	6.737	6.825	8.137	30.480

Femmes Juniors

Women Juniors

Compétition I: Qualifications

Compétition I: Qualification





Time: 20:32

Date: 18-04-2002

Page: 2

CLASSEMENT FINAL

FINAL RESULTS

Rang	Num	Nom	Prénom	Féd					TOTAL
Rank	Num	Name	Firstname	Fed					
41.	91	MARX	Lara	LUX	8.256	7.387	6.787	7.875	30.305
42.	101	BUER	Charlotte	NOR	7.843	7.225	7.262	7.875	30.205
43.	31	IOANNOU	Maria	CYP	8.587	6.362	7.000	8.000	29.949
44.	107	PIHAN	Marta	POL	8.293	6.275	8.075	7.300	29.943
45.	23	JOTOVA	Suzanna	BUL	8.281	6.875	6.812	7.925	29.893
46.	24	HRISTOVA	Veneta	BUL	8.287	6.750	6.675	7.700	29.412
47.	146	DEMIRDELEN	Ebru	TUR	8.243	5.762	6.837	7.662	28.504
48.	77	HAUKSDOTTIR	Harpa Snaedis	ISL	7.874	6.637	6.575	6.837	27.923
49.	117	ROSU	Monica	ROM	9.406	8.625		9.325	27.356
50.	88	IZMODENOVA	Aliona	LTU	8.043	4.800	5.775	7.987	26.605
51.	1	YEGHIYAN	Anna	ARM	8.324	3.925	6.387	7.712	26.348
52.	55	CHACON	Coralie	FRA	8.824		8.275	9.037	26.136
53.	81	BENECCHI	Giorgia	ITA	9.087	8.462		8.512	26.061
54.	153	TESLENKO	Inna	UKR	8.818	9.400	7.787		26.005
55.	97	LINDERS	Loes	NED	9.093		8.275	8.425	25.793
56.	61	FERBER	Melanie	GER	8.775	8.050		8.187	25.012
57.	63	WERRIES	Nina	GER		7.975	8.250	8.525	24.750
58.	57	GALASHAL	Helen	GBR	8.418	8.050	8.087		24.555
59.	43	PULGARIN	Melodi	ESP	8.675		6.300	8.387	23.362
60.	102	DOELEN	Caroline	NOR	8.525	7.112		7.487	23.124
61.	27	GERES	Jelena	CRO		7.475	6.812	7.912	22.199
62.	10	PRAXMARER	Stefanie	AUT	8.206		6.787	7.187	22.180
63.	103	FJELDSTAD	Mille	NOR		7.050	7.225	7.875	22.150
64.	9	MAYER	Sandra	AUT	8.637	6.162		7.325	22.124
65.	21	IVANOVA	Mihaela	BUL	8.156		6.362	7.562	22.080
66.	149	KONAK	Ecem	TUR	7.875		6.337	6.762	20.974
67.	147	ERDAGI	Ceren	TUR	8.024	6.950	5.875		20.849
68.	119	EREMIA	Alexandra	ROM			8.800	9.200	18.000
69.	67	MASTROGIANNOPOULOU	Maria	GRE	8.949	8.975			17.924
70.	52	RICHARD	Gaelle	FRA	9.037	8.875			17.912
71.	53	DEBAUVE	Marine	FRA		8.812	8.800		17.612
72.	100	LASOMER	Patricia	NED	9.156	8.437			17.593
73.	118	CHINDEA	Iuliana	ROM	9.187		8.287		17.474
74.	124	MILLER	Rolina	RUS		8.800	8.575		17.375
75.	74	DROTOS	Nikolett	HUN	8.993			8.362	17.355
76.	98	KROONEN	Mayra	NED			8.462	8.850	17.312
77.	59	HOBBS	Vanessa	GBR	8.768			8.475	17.243
78.	64	SCHOEPFS	Linnea	GER	8.800		7.762		16.562
79.	60	ROBERTS	Melanie	GBR		7.987	8.437		16.424
80.	75	CSIRE	Anna	HUN		8.262	7.675		15.937

Femmes Juniors

Women Juniors

Compétition I: Qualifications

Compétition I: Qualification





Time: 20:32

Date: 18-04-2002

Page: 3

CLASSEMENT FINAL

FINAL RESULTS

Rang	Num	Nom	Prénom	Féd					TOTAL
Rank	Num	Name	Firstname	Fed					
81.	49	MIETTINEN	Sanna	FIN	7.931			7.787	15.718
82.	12	DA SILVA	Karine	BEL			7.400	8.025	15.425
83.	20	SUVORAVA	Marharyta	BLR		8.262	7.150		15.412
84.	134	MEIER	Florina	SUI	8.512		6.775		15.287
85.	104	SVANSRUD	Hege	NOR	7.868		7.087		14.955
86.	7	GASSER	Barbara	AUT		7.325	7.437		14.762
87.	142	KOVACS	Jannice	SWE		6.650	8.100		14.750
88.	109	KOPANCZYK	Oliwia	POL	8.268	6.237			14.505
89.	148	IMAMLI	Hulya	TUR		6.087		7.150	13.237
90.	125	KRIOUCHKOVA	Maria	RUS				9.050	9.050
91.	54	CHAOUCH	Soraya	FRA				9.000	9.000
92.	18	BARAULIA	Volha	BLR	8.856				8.856
93.	123	ZIGANCHINA	Gulwara	RUS	8.850				8.850
94.	29	TKALCEC	Tijana	CRO	8.724				8.724
95.	58	BAYLEY	Samantha	GBR				8.675	8.675
96.	120	VELICU	Elena	ROM		8.612			8.612
97.	99	GROENVELD	Shalina	NED		8.487			8.487
98.	83	COZZOLINO	Giuseppina	ITA			8.312		8.312
98.	155	KRASNYANSKA	Irina	UKR				8.312	8.312
100.	14	VAN WALLEGHEM	Aagje	BEL		8.137			8.137
101.	108	CIESIELSKA	Dorota	POL				8.050	8.050
102.	13	DE DECKER	Eva	BEL	7.906				7.906
103.	44	GENER	Tania	ESP		7.887			7.887
103.	131	FLUECKIGER	Sabina	SUI				7.887	7.887
105.	22	IVANOVA	Gergana	BUL		7.612			7.612
105.	69	ANDREADOU	Eleni	GRE			7.612		7.612
107.	133	KEHRLI	Bianca	SUI		7.525			7.525
108.	70	APOSTOLIDI	Maria	GRE				7.500	7.500
109.	19	SYCHEUSKAYA	Alina	BLR				7.325	7.325
110.	50	MATTILA	Petra	FIN		7.150			7.150
111.	48	SARJA	Essi	FIN			7.112		7.112
112.	110	WLADOWSKA	Weronika	POL			6.850		6.850

Femmes Seniors

Women Seniors

Compétition II: Concours individuel multiple

Competition II: All around individual competition





Time: 17:27

Date: 20-04-2002

Page: 1

CLASSEMENT FINAL

FINAL RESULTS

Rang	Num	Nom Prénom	Féd					TOTAL
Rank	Num	Name Firstname	Fed					
1.	316	KHORKINA Svetlana	RUS	9.118	9.787	9.300	9.387	37.592
2.	298	VAN DE LEUR Verona	NED	9.318	9.537	9.125	9.562	37.542
3.	347	KVASHA Alona	UKR	9.168	9.200	8.662	9.375	36.405
4.	318	ZIGANSHINA Natalia	RUS	8.993	9.400	8.637	9.250	36.280
5.	311	PETROVSCHI Joana	ROM	9.162	9.025	8.825	9.262	36.274
6.	297	HARMES Suzanne	NED	9.237	8.925	8.837	9.062	36.061
7.	231	GOMEZ Elena	ESP	9.024	8.825	8.850	9.312	36.011
8.	216	KUZNETSOVA Evguenia	BUL	9.224	8.737	8.737	9.112	35.810
9.	280	GARGANO M.Teresa	ITA	9.050	8.987	8.625	8.837	35.499
10.	248	OWEN Rebecca	GBR	8.737	8.712	8.687	9.062	35.198
11.	226	KOMRSKOVA Jana	CZE	9.175	8.875	8.575	8.550	35.175
12.	276	BERGAMELLI Monica	ITA	9.012	9.150	8.512	8.412	35.086
13.	257	MILLOUSI Vasiliki	GRE	8.524	8.587	8.675	8.487	34.273
14.	246	TWEDDLE Elizabeth	GBR	8.418	9.100	7.987	8.737	34.242
15.	321	HRIBAR Maya	SLO	8.562	8.700	8.125	8.350	33.737
16.	212	TARASENKA Yulia	BLR	8.718	9.362	7.650	7.700	33.430
17.	236	ALMENOSKA Annukka	FIN	8.556	8.525	7.775	8.475	33.331
18.	206	SOHET Celine	BEL	8.499	8.425	8.087	8.187	33.198
19.	271	MORELI Michal	ISR	8.906	7.950	7.725	8.387	32.968
20.	228	OBONOVA Zusana	CZE	8.575	8.037	7.800	7.912	32.324
21.	217	RANGELOVA Ralitsa	BUL	8.781	8.325	7.537	7.637	32.280
22.	336	BOHMAN Karolina	SWE	8.812	8.237	7.337	7.837	32.223
23.	261	KISS Renate	HUN	8.268	7.562	7.475	8.212	31.517
24.	282	MISIUGINA Irina	LAT	8.368	7.562	7.175	8.087	31.192

Femmes Seniors

Women Seniors

Compétition III: Finales par engins

Competition III: Apparatus finals

Time: 16:25


Date: 21-04-2002

Page: 1

CLASSEMENT FINAL

FINAL RESULTS

Rang	Num	Nom	Prénom	Féd	Total
Rank	Num	Name	Firstname	Fed	Total
1.	318	ZIGANSHINA	Natalia	RUS	9.443
2.	298	VAN DE LEUR	Verona	NED	9.387
3.	311	PETROVSCHI	Joana	ROM	9.131
4.	347	KVASHA	Alona	UKR	9.043
4.	317	ZAMOLODCHIKOVA	Elena	RUS	9.043
6.	231	GOMEZ	Elena	ESP	8.999
7.	278	COLOMBO	Ilaria	ITA	8.993
8.	276	BERGAMELLI	Monica	ITA	4.575



Femmes Seniors

Women Seniors

Compétition III: Finales par engins

Competition III: Apparatus finals

REVISED

Time: 17:01

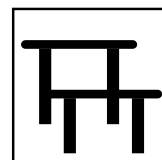
Date: 21-04-2002

Page: 1

CLASSEMENT FINAL

FINAL RESULTS

Rang	Num	Nom	Prénom	Féd	Total
Rank	Num	Name	Firstname	Fed	Total
1.	316	KHORKINA	Svetlana	RUS	9.550
2.	296	ENDEL	Renske	NED	9.450
3.	246	TWEDDLE	Elizabeth	GBR	9.287
4.	297	HARMES	Suzanne	NED	9.187
5.	276	BERGAMELLI	Monica	ITA	9.112
6.	347	KVASHA	Alona	UKR	9.025
7.	319	EJOVA	Ludmila	RUS	8.700
8.	346	YAROTSKA	Irina	UKR	7.487



Femmes Seniors

Women Seniors

Compétition III: Finales par engins

Competition III: Apparatus finals

Time: 17:38


Date: 21-04-2002

Page: 1

CLASSEMENT FINAL

FINAL RESULTS

Rang	Num	Nom Prénom	Féd	Total
Rank	Num	Name Firstname	Fed	Total
1.	319	EJOVA Ludmila	RUS	9.562
2.	316	KHORKINA Svetlana	RUS	9.262
3.	298	VAN DE LEUR Verona	NED	9.187
4.	278	COLOMBO Ilaria	ITA	9.100
5.	297	HARMES Suzanne	NED	8.850
6.	245	REGEASE Delphine	FRA	8.650
7.	246	TWEDDLE Elizabeth	GBR	8.550
8.	231	GOMEZ Elena	ESP	8.525



Femmes Seniors

Women Seniors

Compétition III: Finales par engins

Competition III: Apparatus finals

Time: 18:12


Date: 21-04-2002

Page: 1

CLASSEMENT FINAL

FINAL RESULTS

Rang	Num	Nom Prénom	Féd	Total
Rank	Num	Name Firstname	Fed	Total
1.	347	KVASHA Alona	UKR	9.500
2.	318	ZIGANSHINA Natalia	RUS	9.450
3.	298	VAN DE LEUR Verona	NED	9.400
4.	231	GOMEZ Elena	ESP	9.362
5.	316	KHORKINA Svetlana	RUS	9.075
6.	256	KASTRITSI Dimitra	GRE	9.062
7.	280	GARGANO M.Teresa	ITA	9.000
8.	348	YAROSH Tatiana	UKR	8.800



Femmes Seniors

Women Seniors

Compétition I: Qualifications

Compétition I: Qualification

Time: 20:35

Date: 19-04-2002

Page: 1

CLASSEMENT FINAL PAR EQUIPES

TEAM FINAL RESULTS

Rang	Num	Fédération						TOTAL
Rank	Num	Federation						
1.	28	RUSSIA	RUS	28.286	28.561	27.912	27.074	111.833
2.	22	NETHERLANDS	NED	27.700	27.099	26.249	26.587	107.635
3.	18	ITALY	ITA	27.987	26.962	25.787	25.212	105.948
4.	34	UKRAINE	UKR	27.649	27.436	24.499	26.274	105.858
5.	11	FRANCE	FRA	27.024	25.287	25.399	26.337	104.047
6.	12	GREAT BRITAIN	GBR	27.187	24.924	25.287	25.374	102.772
7.	5	BULGARIA	BUL	27.612	23.975	24.062	25.362	101.011
8.	4	BELARUS	BLR	26.549	24.462	24.599	24.949	100.559
9.	8	CZECH REPUBLIC	CZE	26.787	21.525	23.049	25.399	96.760
10.	15	HUNGARY	HUN	26.050	23.624	22.499	24.537	96.710
11.	30	SWITZERLAND	SUI	25.750	24.600	23.350	22.012	95.712
12.	10	FINLAND	FIN	26.300	21.837	23.137	23.949	95.223
13.	19	LATVIA	LAT	25.811	21.899	22.887	24.362	94.959
14.	3	BELGIUM	BEL	25.674	22.487	22.787	23.874	94.822
15.	2	AUSTRIA	AUT	25.537	21.950	23.537	23.337	94.361
16.	24	NORWAY	NOR	25.425	22.912	21.649	22.937	92.923
17.	31	SLOVAKIA	SVK	25.774	21.937	21.362	23.711	92.784
18.	16	ISLAND	ISL	24.337	18.974	20.062	23.162	86.535
19.	25	POLAND	POL	25.986	21.737	14.462	14.837	77.022

Femmes Seniors

Women Seniors

Compétition I: Qualifications

Competition I: Qualification





Time: 20:35

Date: 19-04-2002

Page: 1

CLASSEMENT FINAL

FINAL RESULTS

Rang	Num	Nom	Prénom	Féd					TOTAL
Rank	Num	Name	Firstname	Fed					
1.	316	KHORKINA	Svetlana	RUS	9.262	9.787	9.150	9.325	37.524
2.	318	ZIGANSHINA	Natalia	RUS	9.537	9.337	9.137	9.387	37.398
3.	347	KVASHA	Alona	UKR	9.412	9.137	8.325	9.212	36.086
4.	298	VAN DE LEUR	Verona	NED	9.375	8.712	8.812	9.137	36.036
5.	280	GARGANO	M.Teresa	ITA	9.250	9.025	8.637	9.000	35.912
6.	297	HARMES	Suzanne	NED	9.175	9.087	8.787	8.700	35.749
7.	246	TWEDDLE	Elizabeth	GBR	9.162	9.137	8.787	8.600	35.686
8.	278	COLOMBO	Ilaria	ITA	9.325	8.725	9.225	8.012	35.287
9.	216	KUZNETSOVA	Evguenia	BUL	9.225	8.500	8.537	8.812	35.074
10.	231	GOMEZ	Elena	ESP	9.262	7.325	9.137	9.150	34.874
11.	276	BERGAMELLI	Monica	ITA	9.412	9.212	7.925	8.200	34.749
12.	311	PETROVSKI	Joana	ROM	9.312	9.012	8.112	8.200	34.636
13.	212	TARASENKA	Yulia	BLR	8.950	8.400	7.975	8.450	33.775
14.	248	OWEN	Rebecca	GBR	8.825	8.250	8.300	8.262	33.637
15.	249	LENNON	Katy	GBR	9.200	7.537	8.200	8.512	33.449
16.	217	RANGELOVA	Ralitsa	BUL	9.250	7.575	8.000	8.600	33.425
17.	236	ALMENOSKA	Annuikka	FIN	9.050	8.275	7.587	8.500	33.412
18.	256	KASTRITSI	Dimitra	GRE	8.987	6.812	8.512	9.037	33.348
19.	257	MILLOUSI	Vasiliki	GRE	8.400	8.112	8.050	8.537	33.099
20.	321	HRIBAR	Maya	SLO	8.700	7.912	7.875	8.462	32.949
21.	226	KOMRSKOVA	Jana	CZE	9.250	7.525	7.500	8.625	32.900
22.	261	KISS	Renate	HUN	8.675	8.362	7.512	8.337	32.886
23.	271	MORELI	Michal	ISR	8.775	7.375	8.200	8.500	32.850
24.	206	SOHET	Celine	BEL	8.750	8.125	7.700	8.125	32.700
25.	336	BOHMAN	Karolina	SWE	8.725	8.075	7.550	8.175	32.525
26.	218	TANKOUSHEVA	Nikolina	BUL	9.137	7.900	7.525	7.950	32.512
27.	282	MISIUGINA	Irina	LAT	8.562	7.537	8.112	8.100	32.311
28.	228	OBONOVA	Zusana	CZE	8.725	7.750	7.637	8.187	32.299
29.	201	OBERHAUSER	Verena	AUT	8.325	8.075	8.012	7.850	32.262
30.	326	BALZ	Alexandra	SUI	8.525	8.375	7.575	7.525	32.000
31.	202	GRATT	Tanja	AUT	8.537	7.075	8.100	8.262	31.974
32.	306	SKIBKO	Joanna	POL	8.912	7.600	8.087	7.337	31.936
33.	262	STRIFLER	Angela	HUN	8.750	7.750	7.250	8.175	31.925
34.	263	SZARKA	Krisztina	HUN	8.625	7.512	7.737	8.025	31.899
35.	252	ERMERT	Camilla	GER	8.712	7.262	7.612	8.212	31.798
36.	221	MICHAEL	Elpida	CYP	8.787	7.300	7.637	8.062	31.786
37.	281	KOSHEVETCA	Viktoria	LAT	8.812	7.000	7.850	8.025	31.687
38.	230	RADKOVA	Michaela	CZE	8.812	6.250	7.912	8.587	31.561
39.	251	MUSIK	Yvonne	GER	8.187	7.650	7.575	8.025	31.437
40.	286	DETAILLE	Conny	LUX	8.512	7.025	7.612	7.937	31.086

Femmes Seniors

Women Seniors

Compétition I: Qualifications

Compétition I: Qualification





Time: 20:35

Date: 19-04-2002

Page: 2

CLASSEMENT FINAL

FINAL RESULTS

Rang	Num	Nom	Prénom	Féd					TOTAL
Rank	Num	Name	Firstname	Fed					
41.	327	COLLAUD	Annelore	SUI	8.475	8.475	7.750	6.312	31.012
42.	272	ZAROUG	Stefany	ISR	8.750	7.550	6.725	7.950	30.975
43.	283	DIKINA	Natalia	LAT	8.437	7.362	6.925	8.237	30.961
44.	302	BOISVERT	Marie Eve	NOR	8.500	7.275	7.487	7.650	30.912
45.	240	PALMU	Jaana	FIN	8.375	6.500	8.200	7.412	30.487
46.	332	LEHOTSKA	Dobroslava	SVK	8.412	7.150	6.925	7.662	30.149
47.	203	AIGNER	Julia	AUT	8.675	6.800	7.425	7.225	30.125
48.	268	GUNNARSDOTTIR	Inga	ISL	8.175	6.825	7.287	7.700	29.987
49.	341	CIRAKMAN	Dilber	TUR	8.187	6.900	7.000	7.175	29.262
50.	287	TALBI	Feriel	LUX	7.212	6.637	7.250	8.075	29.174
51.	267	GUDMUNSDOTTIR	Asdis	ISL	8.075	6.187	6.525	7.887	28.674
52.	351	TEODOROVIC	Jovana	YUG	8.350	6.100	6.875	7.250	28.575
53.	266	BENONYSDOTTIR	Birta	ISL	8.087	5.962	6.250	7.575	27.874
54.	342	SUVEREN	Ceren	TUR	8.137	5.725	6.037	7.325	27.224
55.	348	YAROSH	Tatiana	UKR	9.150	8.837		9.100	27.087
56.	291	STOJKOVSKA	Brankica	MKD	8.375	4.500	6.987	7.225	27.087
57.	245	REGEASE	Delphine	FRA	9.087	8.550	8.787		26.424
58.	244	COUTZAC	Clelia	FRA	8.950	7.737		8.825	25.512
59.	214	MILKO	Iryna	BLR	8.837		8.337	8.137	25.311
60.	213	PRAKHARENKA	Svetlana	BLR	8.762	7.562		8.362	24.686
61.	350	SIROBABA	Natalia	UKR	9.087		7.587	7.962	24.636
62.	304	HANSSON	Kathrine	NOR	8.175	8.100		7.625	23.900
63.	335	LUPTAKOVA	Jana	SVK	8.587		7.137	8.162	23.886
64.	331	ADAMSKA	Veronika	SVK	8.775	7.375	7.300		23.450
65.	207	RISSELIN	Aude	BEL	8.737	6.500		8.087	23.324
66.	303	HANSSON	Julie	NOR	8.750	7.537	6.850		23.137
67.	309	LITEWA	Joanna	POL	8.587		6.375	7.500	22.462
68.	319	EJOVA	Ludmila	RUS		9.437	9.625		19.062
69.	346	YAROTSKA	Irina	UKR		9.462	8.587		18.049
70.	300	WAMMES	Gabriella	NED	9.150			8.750	17.900
71.	241	HEDOUIN	Aurelie	FRA	8.987			8.625	17.612
72.	242	COURIVAUD	Estelle	FRA		9.000	8.450		17.450
73.	243	PERON	Marlene	FRA			8.162	8.887	17.049
74.	211	ZHARANOVA	Tatiana	BLR		8.500	8.287		16.787
75.	307	SKOWRONSKA	Joanna	POL	8.487	8.112			16.599
76.	329	MARTI	Melanie	SUI		7.750		8.175	15.925
77.	209	DEBRAS	Caroline	BEL			8.187	7.662	15.849
78.	237	PALO-OJA	Petra	FIN			7.350	8.037	15.387
79.	334	DRABIKOVA	Jana	SVK		7.412		7.887	15.299
80.	210	SOMEVILLE	Natalie	BEL	8.187		6.900		15.087

Femmes Seniors

Women Seniors

Compétition I: Qualifications

Compétition I: Qualification





Time: 20:35

Date: 19-04-2002

Page: 3

CLASSEMENT FINAL

FINAL RESULTS

Rang	Num	Nom	Prénom	Féd					TOTAL
Rank	Num	Name	Firstname	Fed					
81.	301	BERGER	Lotte	NOR			7.312	7.662	14.974
82.	317	ZAMOLODCHIKOVA	Elena	RUS	9.487				9.487
83.	296	ENDEL	Renske	NED		9.300			9.300
84.	239	TAAVISTAINEN	Tiina	FIN	8.875				8.875
85.	328	ENGLERT	Danielle	SUI	8.750				8.750
86.	299	NUIJTEN	Monique	NED			8.650		8.650
87.	320	CHUSTER	Ekaterina	RUS				8.362	8.362
88.	330	ZUERCHER	Janine	SUI			8.025		8.025
89.	208	DRIESEN	Kim	BEL		7.862			7.862
90.	238	LAITILA	Mira	FIN		7.062			7.062
91.	308	SKOWRONSKA	Malgorzata	POL		6.025			6.025

Femmes Seniors

Women Seniors

Compétition II: Concours individuel multiple

Competition II: All around individual competition





Time: 17:27

Date: 20-04-2002

Page: 1

CLASSEMENT FINAL

FINAL RESULTS

Rang	Num	Nom Prénom	Féd					TOTAL
Rank	Num	Name Firstname	Fed					
1.	316	KHORKINA Svetlana	RUS	9.118	9.787	9.300	9.387	37.592
2.	298	VAN DE LEUR Verona	NED	9.318	9.537	9.125	9.562	37.542
3.	347	KVASHA Alona	UKR	9.168	9.200	8.662	9.375	36.405
4.	318	ZIGANSHINA Natalia	RUS	8.993	9.400	8.637	9.250	36.280
5.	311	PETROVSCHI Joana	ROM	9.162	9.025	8.825	9.262	36.274
6.	297	HARMES Suzanne	NED	9.237	8.925	8.837	9.062	36.061
7.	231	GOMEZ Elena	ESP	9.024	8.825	8.850	9.312	36.011
8.	216	KUZNETSOVA Evguenia	BUL	9.224	8.737	8.737	9.112	35.810
9.	280	GARGANO M.Teresa	ITA	9.050	8.987	8.625	8.837	35.499
10.	248	OWEN Rebecca	GBR	8.737	8.712	8.687	9.062	35.198
11.	226	KOMRSKOVA Jana	CZE	9.175	8.875	8.575	8.550	35.175
12.	276	BERGAMELLI Monica	ITA	9.012	9.150	8.512	8.412	35.086
13.	257	MILLOUSI Vasiliki	GRE	8.524	8.587	8.675	8.487	34.273
14.	246	TWEDDLE Elizabeth	GBR	8.418	9.100	7.987	8.737	34.242
15.	321	HRIBAR Maya	SLO	8.562	8.700	8.125	8.350	33.737
16.	212	TARASENKA Yulia	BLR	8.718	9.362	7.650	7.700	33.430
17.	236	ALMENOSKA Annukka	FIN	8.556	8.525	7.775	8.475	33.331
18.	206	SOHET Celine	BEL	8.499	8.425	8.087	8.187	33.198
19.	271	MORELI Michal	ISR	8.906	7.950	7.725	8.387	32.968
20.	228	OBONOVA Zusana	CZE	8.575	8.037	7.800	7.912	32.324
21.	217	RANGELOVA Ralitsa	BUL	8.781	8.325	7.537	7.637	32.280
22.	336	BOHMAN Karolina	SWE	8.812	8.237	7.337	7.837	32.223
23.	261	KISS Renate	HUN	8.268	7.562	7.475	8.212	31.517
24.	282	MISIUGINA Irina	LAT	8.368	7.562	7.175	8.087	31.192