











Team Results

Rank	Name	NOC Code													Total
			D E	A Total	Pen. Rk.	D E	A Total	Pen. Rk.	D E	A Total	Pen. Rk.	D E	A Total	Pen. Rk.	
1	Bulgaria	BUL	26.650			22.950			25.850			26.800			102.250
	ALEKOVA Siyana		11.1	7.700											26.650
	EMILOVA Dea								10.5	7.600	0.050	10.8	7.900		52.650
	PETROVA Aleksandra					9.6	6.900		7.800	25.850	3	8.100	26.800	1	22.950
			6.450	22.950	13										
2	Ukraine	UKR	24.600			25.050			25.600			25.300			100.550
	KRAINSKA Sofii								10.5	7.350		10.1	7.400		50.900
	KULIKOVA Sofii		9.9	7.250					7.750	25.600	4	7.800	25.300	2	24.600
	CHUBAROVA Varvara					9.8	7.550								25.050
						7.700	25.050	4							
3	Israel	ISR	26.800			23.600			26.550			21.000			97.950
	ROZENBERG Alice					8.7	7.500					7.8	6.750	0.600	44.600
	MILLER Rebekka					7.400	23.600	9				7.050	21.000	27	26.800
	MIACHINA Mariia		11.1	7.800								11.2	7.550		26.550
			7.900	26.800	1				7.800	26.550	2				







Team Results

Rank	Name	NOC Code													Total
			D E	A Total	Pen. Rk.	D E	A Total	Pen. Rk.	D E	A Total	Pen. Rk.	D E	A Total	Pen. Rk.	
4	Georgia	GEO	23.950			25.050			26.700			22.200			97.900
	JAMAGIDZE Nita					9.6	7.650		11.0	7.850					51.750
	BAKRADZE Elene		7.800	25.050	3	7.850	26.700	1							
	SHAVLADZE Milla		9.6	7.050								8.5	6.950		23.950
			7.300	23.950	9							6.750	22.200	16	22.200
5	Russian Federation	RUS	25.900			24.200			23.750			23.100			96.950
	ZAIKINA Iana											9.3	7.450	0.950	23.100
	SAVINOVA Kseniia		7.300	23.100	8										
	CHEVTAEVA Eva		10.2	7.700		9.3	7.350	0.050							49.650
			8.000	25.900	3	7.150	23.750	10							
						8.9	7.750								24.200
						7.550	24.200	7							
6	Belarus	BLR	22.350			25.850			25.350			23.000			96.550
	BABKEVICH Kira					10.2	7.700		10.0	7.650					51.200
	BANDARENKA Kseniya		7.950	25.850	1	7.700	25.350	5							
	ZHUROVICH Margarita		8.8	7.250	0.600							8.0	7.600		22.350
			6.900	22.350	20							7.400	23.000	9	23.000







Team Results

Rank	Name	NOC Code													Total
			D E	A Total	Pen. Rk.	D E	A Total	Pen. Rk.	D E	A Total	Pen. Rk.	D E	A Total	Pen. Rk.	
7	Germany	GER	24.750			25.250			21.300			24.950			96.250
	DIETE Melissa					9.8	7.750					9.9	7.350		50.200
	MISTEREK Olivia					7.700	25.250	2				7.700	24.950	3	
	KOCH Alessia		9.8	7.450					8.5	6.600		6.200	21.300	25	21.300
			7.500	24.750	5										24.750
8	Italy	ITA	25.350			23.000			25.150			22.150			95.650
	CASSANO Flavia		10.1	7.600											25.350
	GODIOZ Elodie Margot					8.4	7.300								23.000
	AJELLO Ludovica					7.300	23.000	12				10.2	7.400		25.150
	ZAPPATERRENI Veronica											7.550	25.150	6	
												7.6	7.400		22.150
												7.150	22.150	17	
9	Spain	ESP	24.450			21.400			24.250			23.950			94.050
	MARINO Claudia					7.7	6.900		9.3	7.350					45.650
	MARTINEZ Naira					6.800	21.400	25	7.600	24.250	8				
	DE JUANA Monica		9.5	7.500								8.8	7.750		23.950
			7.450	24.450	8							7.400	23.950	5	







Team Results

Rank	Name	NOC Code													Total
			D E	A Total	Pen. Rk.	D E	A Total	Pen. Rk.	D E	A Total	Pen. Rk.	D E	A Total	Pen. Rk.	
10	France	FRA	23.100			25.050			23.800			21.250			93.200
	KOCHANKOVA Algara					9.8	7.600								25.050
	YOSHIOKA Mohini		6.800	23.100	14				9.3	7.250		7.6	6.700		68.150
						7.250	23.800	9	6.950	21.250	24				
11	Romania	ROU	22.350			24.800			21.250			23.200			91.600
	STANCIU Patricia		6.300	22.350	21	9.9	7.400		7.8	7.250					68.400
	CORDUNEANU Elisabeta Elena											8.9	6.900		23.200
												7.400	23.200	6	
12	Greece	GRE	23.750			21.450			23.250			22.350			90.800
	KAMINIDOU Valeria		7.250	23.750	11				8.7	7.400					47.000
	SARRI Georgia					7.1	7.100								21.450
	PAVLOU Aikaterini					7.250	21.450	24							
												8.4	7.050		22.350
												6.900	22.350	15	







Team Results

Rank	Name	NOC Code													Total
			D E	A Total	Pen. Rk.	D E	A Total	Pen. Rk.	D E	A Total	Pen. Rk.	D E	A Total	Pen. Rk.	
13	Estonia	EST	23.850			23.000			21.400			22.500			90.750
	IVAHNENKO Alexandra								8.1	6.950		8.8	6.900		43.900
	LEVTSENKO Antonina		9.2	7.350					6.350	21.400	24	6.800	22.500	13	23.850
	JEGOROVA Kristiina					8.2	7.150		7.650	23.000	11				23.000
14	Finland	FIN	22.650			22.100			23.150			22.600			90.500
	FEDOROFF Olivia		8.7	6.900		7.8	7.000		7.050	22.650	17	7.300	22.100	18	44.750
	NAERJAE Carolina								8.9	7.000		8.3	6.750		45.750
									7.250	23.150	13	7.550	22.600	11	
15	Hungary	HUN	21.600			22.700			23.100			22.400			89.800
	NEMETH Berta Julia											8.2	7.100		22.400
												7.100	22.400	14	
	SOMOGYI Fanni Zsofia		7.7	7.050					6.850	21.600	27				21.600
	JENEI Livia											8.8	7.100		23.100
												7.200	23.100	14	
	PETER Vivien					8.2	7.250	0.050							22.700
						7.300	22.700	15							







Team Results

Rank	Name	NOC Code													Total
			D E	A Total	Pen. Rk.	D E	A Total	Pen. Rk.	D E	A Total	Pen. Rk.	D E	A Total	Pen. Rk.	
16	Lithuania	LTU	23.350			20.000			22.750			23.200			89.300
	MAIBORODA Lilija		9.1	7.000					8.6	7.100					46.100
	PUCETAITE Abigele		7.250	23.350	13				7.050	22.750	17				
						7.0	6.800					9.2	7.050		43.200
						6.200	20.000	33				6.950	23.200	7	
17	Latvia	LAT	23.500			21.750			21.800			22.050			89.100
	PAVLOVICA Darina		9.4	6.950								8.1	6.700		45.550
	PORIE TE Margarita		7.150	23.500	12							7.250	22.050	18	
						7.6	6.900		8.1	6.800	0.050				43.550
						7.250	21.750	21	6.950	21.800	22				
18	Türkiye	TUR	22.500			22.200			23.700			20.500			88.900
	KAPLAN Ada		9.0	7.050								8.0	6.950	0.300	43.000
	CAMCI Selen		6.450	22.500	18							5.850	20.500	31	
						8.6	7.150	0.050	9.2	7.200					45.900
						6.500	22.200	17	7.300	23.700	11				
19	Switzerland	SUI	21.650			21.550			22.100			22.600			87.900
	BENKO Lili					7.6	6.850	0.100	8.3	6.750	0.050				43.650
	MARUSHCHAK Tamila					7.200	21.550	22	7.100	22.100	21				
	SAARI Sofia											8.5	7.100		22.600
												7.000	22.600	12	
			8.4	6.400											21.650
			6.850	21.650	26										







Team Results

Rank	Name	NOC Code													Total
			D E	A Total	Pen. Rk.	D E	A Total	Pen. Rk.	D E	A Total	Pen. Rk.	D E	A Total	Pen. Rk.	
20	Czechia	CZE	22.750			22.800			20.900			21.400			87.850
	SLAVIKOVA Kristyna					8.2	7.100		7.6	7.050					43.700
	SEBELOVA Sabina		8.6	7.000								8.3	6.950	0.600	44.150
			7.150	22.750	16							6.750	21.400	22	
21	Great Britain	GBR	22.850			20.000			22.750			21.300			86.900
	COSLETT Imogen											7.2	7.050	0.050	21.300
	DEIGHTON Rosie					6.4	6.850								20.000
	OZGEN Malika					6.750	20.000	32							
			8.6	7.050	0.100				8.5	7.050					45.600
			7.300	22.850	15				7.200	22.750	16				
22	Portugal	POR	21.500			23.550			20.800			20.300			86.150
	COXO Maria		8.0	6.750											21.500
	LUCAS Gabriela								9.2	6.700		8.1	6.500		
						7.650	23.550	10	6.200	20.800	31	6.450	20.300	32	64.650







Team Results

Rank	Name	NOC Code													Total
			D E	A Total	Pen. Rk.	D E	A Total	Pen. Rk.	D E	A Total	Pen. Rk.	D E	A Total	Pen. Rk.	
23	Cyprus	CYP	22.150			21.950			21.100			20.850			86.050
	LAZAREVICA Daria		8.1	6.950											22.150
	SHAROVA Alexandra		7.100	22.150	22										
	ROMANYUK Vasilisa					8.1	6.500								21.950
	PISIA Sophia					7.350	21.950	19							
									7.2	7.050					21.100
									6.850	21.100	29				
												7.6	7.150		20.850
												6.100	20.850	28	
24	Azerbaijan	AZE	22.450			21.200			20.300			21.450			85.400
	ATAKISHIYEVA Azada		9.0	6.700		7.3	7.250					7.5	7.050		65.100
	MURADLI Nuray		6.750	22.450	19	6.650	21.200	27				6.900	21.450	21	
									7.6	7.100	0.500				20.300
									6.100	20.300	35				
25	Luxembourg	LUX	20.250			21.550			22.550			20.600			84.950
	ANTIFORA Valentina											8.0	6.550	0.300	20.600
	GRAAS Paris											6.350	20.600	30	
			8.0	6.350	0.300	8.2	6.950	0.300	8.8	6.700					64.350
			6.200	20.250	32	6.700	21.550	23	7.050	22.550	19				







Team Results

Rank	Name	NOC Code													Total
			D E	A Total	Pen. Rk.	D E	A Total	Pen. Rk.	D E	A Total	Pen. Rk.	D E	A Total	Pen. Rk.	
26	San Marino	SMR	20.150			21.750			20.700			21.950			84.550
	CECCOLI Sara		7.1	6.500								7.7	7.050		42.100
	VANNONI Ludovica		6.550	20.150	33							7.200	21.950	19	
						8.0	6.400		7.3	6.550					42.450
						7.350	21.750	20	6.850	20.700	32				
27	Serbia	SRB	22.150			18.300			22.950			21.100			84.500
	ZUJKO Dusica		8.5	6.850					8.8	6.900		7.0	6.800		66.200
	LAZIC Lena		6.800	22.150	23				7.250	22.950	15	7.300	21.100	25	
						5.8	6.300								18.300
						6.200	18.300	36							
28	Armenia	ARM	21.850			22.350			21.100			19.150			84.450
	ARUTIUNIAN Viktoriia											5.9	6.500		19.150
	BALAIAN Sofii		8.2	6.900	0.100							6.750	19.150	35	
	SAGHATELYAN Nelli		6.850	21.850	25				7.6	7.100					22.350
	MIKAYELYAN Yeva								7.650	22.350	16				
												7.5	6.500		21.100
												7.100	21.100	28	







Team Results

Rank	Name	NOC Code													Total
			D E	A Total	Pen. Rk.	D E	A Total	Pen. Rk.	D E	A Total	Pen. Rk.	D E	A Total	Pen. Rk.	
29	Republic of Moldova	MDA	21.950			20.350			20.500			21.650			84.450
	CARAMAN Iana		8.1	6.800					7.2	6.700					42.450
			7.050	21.950	24				6.600	20.500	34				
	HARCENCO Taisia					8.1	6.400	0.600				7.9	6.300		42.000
						6.450	20.350	30				7.450	21.650	20	
30	Slovenia	SLO	17.250			20.450			22.750			22.750			83.200
	FINSGAR Ida		7.0	5.900	0.600										17.250
			4.950	17.250	38										
	DOBRICIC Inja					6.5	6.800								20.450
						7.150	20.450	28							
	MIJIC Una								8.9	6.800					22.750
									7.050	22.750	18				
	FURLAN PERMOZER Pia											8.4	7.000		22.750
												7.350	22.750	10	
31	Belgium	BEL	20.400			19.250			22.350			21.050			83.050
	DYMARCHUK Myroslava								8.3	7.000		7.5	6.800		43.400
									7.050	22.350	20	6.750	21.050	26	
	TSALAS Nefeli		7.6	6.700		6.5	6.600								39.650
			6.100	20.400	31	6.150	19.250	35							



Team Results

Rank	Name	NOC Code													Total
			D E	A Total	Pen. Rk.	D E	A Total	Pen. Rk.	D E	A Total	Pen. Rk.	D E	A Total	Pen. Rk.	
32	Slovakia	SVK	21.050			20.350			20.600			20.750			82.750
	BABCANIKOVA Sofia		7.2	6.800								7.2	6.700		41.800
	HULLOVA Lujza		7.050	21.050	29							6.850	20.750	29	
						7.1	6.850		7.6	6.800					40.950
						6.400	20.350	31	6.200	20.600	33				
33	Croatia	CRO	20.850			20.350			21.500			19.100			81.800
	KOCIJAN Eva					6.3	6.900		7.6	6.900		6.4	6.550		60.950
	MARCIKIC Noemi Deanne					7.150	20.350	29	7.000	21.500	23	6.150	19.100	36	
			7.1	6.900										20.850	
			6.850	20.850	30										
34	Austria	AUT	19.400			19.300			21.150			19.300			79.150
	LOACKER Elina		6.5	6.450					7.0	7.000		5.7	6.500		59.850
	NOWAK Sophia-Celine		6.450	19.400	36				7.150	21.150	27	7.100	19.300	34	
						6.2	6.150							19.300	
						6.950	19.300	34							
35	Andorra	AND	20.050			18.000			18.000			19.450			75.500
	DIAZ Aina		6.7	6.550								6.9	6.500		39.500
	TRAVE Eva		6.800	20.050	34							6.050	19.450	33	
						5.7	6.300		5.6	6.300				36.000	
						6.000	18.000	37	6.100	18.000	39				



Team Results

Rank	Name	NOC Code	Hoop			Ball			Clubs			Ribbon			Total
			D E	A Total	Pen. Rk.	D E	A Total	Pen. Rk.	D E	A Total	Pen. Rk.	D E	A Total	Pen. Rk.	
36	Norway	NOR	19.500			16.750			19.950			17.500			73.700
	AMBLE Sofie					4.9	6.200					4.7	6.800		34.250
	HAUGSLAND Julie Lyse		5.9	6.800		6.1	6.850					6.000	17.500	37	39.450
			6.800	19.500	35	7.000	19.950	37							
37	Montenegro	MNE	15.300			21.350			19.450			17.400			73.500
	KAZANEGRA Natalija					7.1	7.000					4.4	6.750	0.050	38.750
	YANOVSKAYA Irina		3.8	6.400	0.300	7.250	21.350	26				6.300	17.400	38	
	PLEMIC Iva		5.400	15.300	40				6.2	6.700		6.550	19.450	38	19.450
38	Malta	MLT	17.100			14.950			16.800			16.300			65.150
	AZZOPARDI Chezonelle Georgette											4.0	6.350	0.050	16.300
	DRAGUZYA Alyona		4.6	6.400		3.2	6.400	0.100	5.1	6.050	0.100	6.000	16.300	40	48.850
			6.100	17.100	39	5.450	14.950	40	5.750	16.800	40				

LEGEND		Hoop	Ball	Clubs	Ribbon
E Execution	D Difficulty	Rk. Ranking	Pen Penalty		