











Team Results

Rank	Name	NOC Code													Total
			D E	A Total	Pen. Rk.	D E	A Total	Pen. Rk.	D E	A Total	Pen. Rk.	D E	A Total	Pen. Rk.	
1	Authorised Neutral Athletes 2	AIN2	25.400			25.850			25.550			26.300			103.100 Q
	SAVINOVA Kseniia		9.8	7.550		10.2	7.750	0.050							51.250
	ZAİKINA İana		8.050	25.400	1	7.950	25.850	1				10.0	7.450		51.850
									8.100	25.550	2	10.6	7.800	0.100	
2	Bulgaria	BUL	23.300			24.950			24.900			25.750			98.900 Q
	ALEKOVA Siyana		9.4	7.300	0.300										23.300
	EMİLOVA Dea								9.8	7.700	0.050	10.2	7.550		50.650
	PETROVA Aleksandra								7.450	24.900	5	8.000	25.750	2	
						10.0	7.650	0.100							24.950
						7.400	24.950	2							
3	Authorised Neutral Athletes 1	AIN1	24.750			24.150			25.100			22.900			96.900 Q
	BABKEVICH Kira					9.1	7.450		9.7	7.550					49.250
	BANDARENKA Kseniya					7.600	24.150	6	7.850	25.100	4				24.750
	ZHUROVICH Margarita		9.2	7.650											22.900
			7.900	24.750	5							8.5	7.800	0.300	
									6.900	22.900	8				







Team Results

Rank	Name	NOC Code													Total
			D E	A Total	Pen. Rk.	D E	A Total	Pen. Rk.	D E	A Total	Pen. Rk.	D E	A Total	Pen. Rk.	
4	Ukraine	UKR	25.000			23.000			25.250			23.400			96.650 Q
	KRAINSKA Sofii					8.7	7.300		10.2	7.650	0.300				48.250
	KULIKOVA Sofii		9.8	7.500		7.000	23.000	12	7.700	25.250	3				25.000
	CHUBAROVA Varvara											8.7	7.250		23.400
												7.450	23.400	6	
5	Israel	ISR	23.750			24.100			23.900			24.550			96.300 Q
	ROZENBERG Alice					8.9	7.600	0.050				9.3	7.500		48.650
	MILLER Rebekka		9.6	7.300	0.350				8.8	7.550		7.750	24.550	3	47.650
			7.200	23.750	8				7.550	23.900	8				
6	Türkiye	TUR	24.950			22.500			24.250			23.100			94.800 Q
	KAPLAN Ada		9.7	7.600								8.2	7.300		48.050
	CAMCI Selen		7.650	24.950	4							7.600	23.100	7	46.750
						8.5	7.200		9.2	7.400					46.750
						6.800	22.500	14	7.650	24.250	6				







Team Results

Rank	Name	NOC Code													Total
			D E	A Total	Pen. Rk.	D E	A Total	Pen. Rk.	D E	A Total	Pen. Rk.	D E	A Total	Pen. Rk.	
7	Georgia	GEO	23.700			24.400			26.200			20.400			94.700 Q
	JAMAGIDZE Nita					9.2	7.450		10.3	7.950					50.600
	SHAVLADZE Milla					7.750	24.400	5	7.950	26.200	1	8.2	6.350		20.400
	BAKRADZE Elene		8.6	7.600		7.500	23.700	9				5.850	20.400	18	23.700
8	Azerbaijan	AZE	24.150			24.450			22.650			22.700			93.950 Q
	ATAKISHIYEVA Azada		9.0	7.350		9.2	7.550					8.5	7.000		71.300
	MURADLI Nuray		7.800	24.150	7	7.700	24.450	4				8.6	7.300		22.650
									6.750	22.650	15				
9	Greece	GRE	23.400			23.000			23.100			24.300			93.800 R1
	KAMINIDOU Valeria		8.4	7.550	0.050	8.3	7.300		8.1	7.450	0.100				69.500
	PAVLOU Aikaterini		7.500	23.400	10	7.400	23.000	10	7.650	23.100	12	9.2	7.400		24.300
												7.700	24.300	4	







Team Results

Rank	Name	NOC Code													Total
			D E	A Total	Pen. Rk.	D E	A Total	Pen. Rk.	D E	A Total	Pen. Rk.	D E	A Total	Pen. Rk.	
10	Estonia	EST	23.300			21.950			24.200			24.250			93.700 R2
	IVAHNENKO Alexandra								9.4	7.250		9.2	7.350		48.450
	JEGOROVA Kristiina					7.7	6.950								21.950
	LEVTSENKO Antonina		8.5	7.500	0.050										23.300
			7.350	23.300	12										
11	Spain	ESP	23.300			23.650			23.200			22.350			92.500 R3
	MARTINEZ Naira								8.4	7.450		8.0	7.350		45.550
	NEGRE Gisela		8.3	7.550		8.6	7.650								46.950
			7.450	23.300	11	7.400	23.650	9							
12	Uzbekistan	UZB	22.100			24.800			23.800			20.650			91.350
	KAGIROVA Sabina		8.1	7.200	0.050	9.4	7.550	0.050							46.900
	MAMADJANOVA Anora		6.850	22.100	18	7.900	24.800	3				8.9	7.300		44.450
												7.9	6.650		
									7.600	23.800	9	6.100	20.650	17	
13	Romania	ROU	25.150			21.150			22.900			21.050			90.250
	STANCIU Patricia		10.3	7.500		8.0	6.550	0.300	8.9	7.300	0.050				69.200
	ULVOCZKI Rebecca		7.350	25.150	2	6.900	21.150	16	6.750	22.900	13				21.050
												7.1	7.200		
												6.750	21.050	15	







Team Results

Rank	Name	NOC Code													Total
			D E	A Total	Pen. Rk.	D E	A Total	Pen. Rk.	D E	A Total	Pen. Rk.	D E	A Total	Pen. Rk.	
14	Cyprus	CYP	21.000			23.000			21.700			22.550			88.250
	SHAROVA Alexandra					8.4	7.350								23.000
	PISIA Sophia											7.8	7.550		22.550
	LAZAREVICA Daria		8.0	7.150	0.300							7.200	22.550	10	
	ROMANYUK Vasilisa		6.150	21.000	19				7.3	7.450		6.950	21.700	18	21.700
15	Luxembourg	LUX	22.900			20.650			23.200			20.800			87.550
	GRAAS Paris		8.7	7.200		6.8	7.100		8.5	7.200	0.050				66.750
	ANTIFORA Valentina		7.000	22.900	14	6.750	20.650	18	7.550	23.200	10				
												7.5	6.800	0.050	20.800
												6.550	20.800	16	
16	Serbia	SRB	22.250			19.200			22.750			21.650			85.850
	ZUJKO Dusica		7.9	7.250	0.050				8.2	7.300		7.9	6.700		66.650
			7.150	22.250	16				7.250	22.750	14	7.050	21.650	14	
	LAZIC Lena					5.9	6.600								19.200
						6.700	19.200	19							



Team Results

Rank	Name	NOC Code													Total
			D E	A Total	Pen. Rk.	D E	A Total	Pen. Rk.	D E	A Total	Pen. Rk.	D E	A Total	Pen. Rk.	
17	Hungary	HUN	22.300			22.650			19.800			20.200			84.950
	NEMETH Berta Julia											7.0	6.900	0.600	20.200
	SOMOGYI Fanni Zsafia		8.2	7.100											22.300
	JENEI Livia								7.2	6.650	0.600				19.800
	PETER Vivien					8.1	7.200	0.050							22.650
						7.400	22.650	13							
18	Croatia	CRO	19.550			17.150			21.200			19.600			77.500
	KOCIJAN Eva					5.9	6.050	0.600	7.6	7.000	0.050	6.5	6.450		57.950
	MARCIKIC Noemi Deanne		6.0	6.800		5.800	17.150	24	6.650	21.200	19	6.650	19.600	20	19.550
						6.750	19.550	20							
19	Andorra	AND	18.650			17.300			19.250			19.500			74.700
	DIAZ Aina		5.9	6.550								6.8	6.500		38.150
	TRAVE Eva					6.200	18.650	21				6.200	19.500	21	
									5.7	6.200	0.300	6.4	6.400		36.550
						5.700	17.300	23	6.450	19.250	22				



Team Results

Rank	Name	NOC Code	Hoop			Ball			Clubs			Ribbon			Total			
			D	A	Pen.	D	A	Pen.	D	A	Pen.	D	A	Pen.				
			E	Total	Rk.	E	Total	Rk.	E	Total	Rk.	E	Total	Rk.				
20	India	IND	17.400			17.400			17.200			18.700			70.700			
	JOSHI Shamika Yatin		4.7	6.500					5.4	6.400					34.600			
	PRAKASH Sia		6.200	17.400	23				5.400	17.200	24							
						5.6	6.200					5.8	6.300		36.100			
						5.600	17.400	22				6.600	18.700	22				
21	Montenegro	MNE	14.650			18.600			17.400			18.450			69.100			
	KAZANEGRA Natalija					5.3	6.600					5.8	6.500	0.100	37.050			
	PLEMIC Iva					6.700	18.600	21				6.250	18.450	24				
	YANOVSKAYA Irina								5.7	6.250					17.400			
						5.450	17.400	23										
			3.2	6.100											14.650			
			5.350	14.650	24													

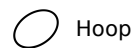
LEGEND

E Execution

D Difficulty

Rk. Ranking

Pen Penalty



Hoop



Ball



Clubs



Ribbon