







Team Results

Rank	Name	NOC Code													Total
			D E	A Total	Pen. Rk.	D E	A Total	Pen. Rk.	D E	A Total	Pen. Rk.	D E	A Total	Pen. Rk.	
1	Israel	ISR	33.250			30.950			31.350			31.250			126.800
	SUMKIN Meital Maayan					14.7	8.350					14.6	8.500		62.200
	TAL FRANCO Alona		16.7	8.350	0.050				14.8	8.450					64.600
			8.250	33.250	1				8.100	31.350	1				
2	Bulgaria	BUL	32.250			31.650			29.300			28.500			121.700
	MALINOVA Dara		16.2	7.950					14.3	7.500		13.0	7.800		90.050
	VALKOVA Magdalena		8.100	32.250	2				7.500	29.300	3	7.700	28.500	5	
						15.6	8.250	0.050							31.650
						7.850	31.650	1							
3	Romania	ROU	32.200			29.000			29.550			30.100			120.850
	GARAC Lisa					13.5	7.800								29.000
	LICA Amalia		16.1	8.050					14.0	8.050		14.0	8.200		91.850
			8.050	32.200	3				7.500	29.550	2	7.900	30.100	2	



Team Results

Rank	Name	NOC Code													Total
			D E	A Total	Pen. Rk.	D E	A Total	Pen. Rk.	D E	A Total	Pen. Rk.	D E	A Total	Pen. Rk.	
4	Italy	ITA	30.200			29.350			29.250			29.700			118.500
	PLATONI Ludovica		14.4	7.850		7.950	30.200	4							30.200
	FUCCI Margherita										13.5	7.950			29.250
	PIERGENTILI Anna										7.800	29.250	4		29.250
	FULIGNATI Carlotta														29.700
											13.8	8.000			29.700
											7.900	29.700	3		29.700
5	Azerbaijan	AZE	29.450			31.100			27.700			29.650			117.900
	AGHAHUSEYNOVA Shams														29.650
	IBRAHIMOVA Govhar														29.450
	BAHADIROVA Ilaha														31.100
	GURBANLI Fidan														27.700
															27.700
															27.700
															27.700



Team Results

Rank	Name	NOC Code													Total		
			D E	A Total	Pen. Rk.	D E	A Total	Pen. Rk.	D E	A Total	Pen. Rk.	D E	A Total	Pen. Rk.			
6	Cyprus	CYP	28.250			28.900			28.150			26.200			111.500		
	SOKOLOVA Maria		13.0	7.600					12.8	7.650					56.400		
	SHAROVA Ekaterina		7.650	28.250	9				7.700	28.150	7						
	CHRISTOFI Sofia Diana					13.3	7.750		7.850	28.900	6			11.1	7.650		28.900
													7.450	26.200	9	26.200	
7	France	FRA	27.100			28.600			26.750			26.600			109.050		
	OKASHA Naia		12.0	7.550					12.1	7.450		11.4	7.700			80.450	
	ZAVAGNO Yseult		7.550	27.100	11				7.200	26.750	10	7.500	26.600	8			
						13.2	7.900		7.500	28.600	7					28.600	
8	Estonia	EST	27.350			25.300			27.850			27.800			108.300		
	OBOLONINA Anna Karolina					10.4	7.550	0.050	7.400	25.300	14					25.300	
	KUKK Elys Kretelle											12.2	7.950			27.800	
	JAKOVLEVA Sofia		11.9	7.750	0.050				7.750	27.350	10	12.4	7.700			55.200	
									7.750	27.850	8						



Team Results

Rank	Name	NOC Code													Total
			D E	A Total	Pen. Rk.	D E	A Total	Pen. Rk.	D E	A Total	Pen. Rk.	D E	A Total	Pen. Rk.	
9	Georgia	GEO	28.700			25.100			25.600			27.400			106.800
	TSULUKIDZE Elene		13.5	7.700		7.500	28.700	7							28.700
	KAJAIA Barbare											12.4	7.550		27.400
	KHURTSILAVA Anastasia					10.3	7.300					7.450	27.400	7	27.400
	DATUNASHVILI Nino					7.500	25.100	15				10.7	7.600		25.600
												7.300	25.600	17	25.600
10	Latvia	LAT	26.300			26.300			28.750			25.150			106.500
	ARDASEVA Margarita								11.5	7.250		10.3	7.400		51.450
	LEBEDEVA Alise					11.7	7.600					7.450	25.150	12	51.450
						7.000	26.300	15				14.0	7.450		55.050
												7.300	28.750	6	55.050
11	Hungary	HUN	28.700			24.900			29.000			23.200			105.800
	BARKOCZI Boglarka											13.9	7.800		52.200
	VUKMIR Elena					13.5	7.650		11.0	7.200		7.300	29.000	5	52.200
						7.550	28.700	6	6.700	24.900	16	6.450	23.200	18	53.600



Team Results

Rank	Name	NOC Code													Total
			D E	A Total	Pen. Rk.	D E	A Total	Pen. Rk.	D E	A Total	Pen. Rk.	D E	A Total	Pen. Rk.	
12	Republic of Moldova	MDA	27.100			27.350			26.250			24.000			104.700
	BULAT Polina		12.7	7.250		12.8	7.350					9.9	7.150		78.450
	CATANA Anastasia		7.150	27.100	12	7.200	27.350	9				11.8	7.250		26.250
									7.200	26.250	14				
13	Belgium	BEL	26.050			26.050			26.050			25.150			103.300
	BIJNENS Maya		12.4	7.200	0.300	12.1	7.200								52.100
	SIMONAITYTE Vesta		6.750	26.050	17	6.750	26.050	12				11.1	7.450		51.200
									7.500	26.050	15	6.950	25.150	13	
14	Switzerland	SUI	26.550			23.600			26.350			25.350			101.850
	BENKOE Viktoria											11.5	7.500		51.700
	PASCHE Charlene					10.2	7.050		7.350	26.350	13	7.400	25.350	11	
	TSENSATSANG Lhadon					6.350	23.600	20							23.600
			12.3	7.000					7.250	26.550	14				26.550



Team Results

Rank	Name	NOC Code													Total
			D E	A Total	Pen. Rk.	D E	A Total	Pen. Rk.	D E	A Total	Pen. Rk.	D E	A Total	Pen. Rk.	
15	Serbia	SRB	26.100			26.150			25.200			23.000			100.450
	TOSIC Ema								10.7	7.100		8.8	6.850		48.200
	NIKOLIC Masa		12.0	7.100		11.5	7.400		7.000	26.100	16	7.250	26.150	11	52.250
16	Luxembourg	LUX	26.950			22.600			26.000			23.600			99.150
	DIDERICH Lola		12.1	7.450					11.0	7.500					52.950
	ZILIONYTE Kotryna		7.400	26.950	13				9.0	6.650		9.2	7.300		46.200
						6.950	22.600	22				7.100	23.600	17	
17	Montenegro	MNE	23.050			25.850			25.600			22.700			97.200
	VUKOVIC Andela					11.1	7.500	0.100	11.1	7.300		8.7	7.150		74.150
	SISEVIC Jana		9.4	7.000		7.350	25.850	13	7.200	25.600	18	6.850	22.700	21	23.050
			6.650	23.050	21										
18	Austria	AUT	25.150			23.950			22.750			23.750			95.600
	JANTSKY Amanda		10.7	7.100								9.1	7.450		48.900
	MAERK Melina		7.350	25.150	19							7.200	23.750	16	
						10.1	7.050		10.2	6.700	0.400				46.700
						6.800	23.950	18	6.250	22.750	23				



Team Results

Rank	Name	NOC Code													Total
			D E	A Total	Pen. Rk.	D E	A Total	Pen. Rk.	D E	A Total	Pen. Rk.	D E	A Total	Pen. Rk.	
19	Czechia	CZE	25.250			23.500			23.700			23.050			95.500
	MANDIKOVA Karolina								9.4	7.200		8.8	7.150		46.750
	ZARIPOVA Ekaterina		10.9	7.200		8.9	7.150		7.100	23.700	22	7.100	23.050	19	48.750
			7.150	25.250	18	7.450	23.500	21							
20	Kyrgyzstan	KGZ	24.600			23.850			26.500			20.150			95.100
	KOCHEMAZOVA Alisa		10.3	7.100											24.600
	DZHANGIROVA Samira					10.9	6.200		6.750	23.850	19				23.850
	ADMAKINA Anna											7.4	6.500	0.600	20.150
	ARAPOVA Asel								6.850	20.150	26				26.500
									11.6	7.200	0.150				
									7.850	26.500	11				
21	Costa Rica	CRC	21.600			21.900			18.650			20.200			82.350
	BALTODANO ORTIZ Maria Alexa		8.4	6.700								7.4	6.300		41.800
	LEVIN GIMENES Rachel Marcondes		6.500	21.600	24				6.500	20.200	25				40.550
						8.1	6.750		6.3	6.450					
						7.050	21.900	23	5.900	18.650	27				



Team Results

Rank	Name	NOC Code													Total		
			D E	A Total	Pen. Rk.	D E	A Total	Pen. Rk.	D E	A Total	Pen. Rk.	D E	A Total	Pen. Rk.			
22	Egypt	EGY	19.750			20.850			19.500			20.950			81.050		
	GALALELDIN Yasmin		7.3	6.450		7.3	6.550							40.600			
	HAROUN Habiba		6.000	19.750	27	7.000	20.850	24				7.3	6.950	0.450	8.0	6.250	40.450
									5.700	19.500	25	6.700	20.950	23			
23	Andorra	AND	21.200			20.500			19.250			18.750			79.700		
	LEPOIX SAPETTI Noa								6.5	6.700		5.6	6.500		38.000		
	PUIGDEMASA Lia		9.4	6.650	0.400	8.0	6.250		6.050	19.250	26	6.650	18.750	27	41.700		
			5.550	21.200	25	6.250	20.500	25									

LEGEND															
E Execution	D Difficulty	Rk. Ranking	Pen Penalty	Hoop	Ball	Clubs	Ribbon								