

2016



Valladolid
european
championships
trampoline

31st March to 3rd April

FINAL RESULTS BOOK

OFFICIAL



PARTNERS



Friday, April 1st
DMT Junior Girls - Preliminary Round

Superior Jury			
	Rol	Name	NF
	SJ-P	ZEMAN Vladimir	UEG
	SJ-E	VICENTE Miguel	UEG
	SJ-D	SIEGFRIED Patrick	UEG

Judges			
	Rol	Name	NF
	CJP	SHEVCHENKO Aleksandr	RUS
	E1	DE JONGHE Joeri	BEL
	E2	DIAS Davide	POR
	E3	VILLA Jorge	ESP
	E4	COULTER Andrew	GBR
	E5	FREJEMARK Alexander	SWE
	D6	CABALEIRO Silvia	ESP
	D7	MORGAN Clive	GBR

LEGEND

SJ-P President

CJP Chair of Judges' Panel **Ex** Execution Judges (x=1-5) **D6/D7** Difficulty Judges

R Reserve



DMT Girls Prelims



Rk	Name	#	NF	Pass	E	D	P	Score	Total
1	BONARTSEVA Aleksandra	340	RUS	1	28,500	5,2		33,700	67,800
				2	28,500	5,6		34,100	
2	ELDAROVA Giuzel	338	RUS	1	28,500	5,2		33,700	67,400
				2	28,500	5,2		33,700	
3	WILLIAMSON Bethany	332	GBR	1	28,200	5,2		33,400	66,600
				2	27,600	5,6		33,200	
4	KHRISTENKO Alina	339	RUS	1	27,900	5,6		33,500	65,800
				2	27,900	4,4		32,300	
5	RODRIGUEZ Melania	324	ESP	1	27,300	5,2		32,500	65,500
				2	28,200	4,8		33,000	
6	ROMERO Noemi	322	ESP	1	27,600	5,2		32,800	65,200
				2	27,600	4,8		32,400	
7	PENG Beatriz	335	POR	1	27,000	4,8		31,800	64,200
				2	27,600	4,8		32,400	
8	STEELE Lucy	330	GBR	1	27,300	4,8		32,100	64,200
				2	27,300	4,8		32,100	
9	GONZALEZ Uxia	323	ESP	1	27,600	4,8		32,400	64,200
				2	27,000	4,8		31,800	
10	POTTING Lilas	334	POR	1	28,200	4,8		33,000	63,500
				2	26,100	4,4		30,500	
11	GUIDO Sara	333	POR	1	27,000	4,8		31,800	62,700
				2	26,100	4,8		30,900	
12	WALTON Amy	331	GBR	1	26,400	5,2		31,600	62,500
				2	26,100	4,8		30,900	
13	HORAN Lucy	329	GBR	1	25,800	4,8		30,600	61,800
				2	26,400	4,8		31,200	
14	SEPP Keitlyn-Merit	328	EST	1	26,700	1,6		28,300	57,700
				2	27,600	1,8		29,400	
15	CAMPOS OLIVEIRA Ana	336	POR	1	19,200	2,0		21,200	54,200
				2	28,200	4,8		33,000	
16	SOLKINA Daria	337	RUS	1	20,100	2,4		22,500	52,900
				2	25,200	5,2		30,400	



DMT Girls Prelims



Rk	Name	#	NF	Pass	E	D	P	Score	Total
17	ORTEGA Paula	321	ESP	1	18,900	2,0		20,900	51,200
				2	27,000	3,3		30,300	
18	KAASIK Krete	326	EST	1	19,800	0,7		20,500	51,100
				2	27,300	3,3		30,600	
19	VAHER Lemme	327	EST	1	27,300	2,9		30,200	50,900
				2	20,100	0,6		20,700	

SJ-P:ZEMAN Vladimir (UEG) SJ-E:VICENTE Miguel (UEG) SJ-D:SIEGFRIED Patrick (UEG) CJP:SHEVCHENKO Aleksandr (RUS)
 E1:DE JONGHE Joeri (BEL) E2:DIAS Davide (POR) E3:VILLA Jorge (ESP) E4:COULTER Andrew (GBR) E5:FREJEMARK Alexander (SWE)
 D6:CABALEIRO Silvia (ESP) D7:MORGAN Clive (GBR)



Sunday, April 3rd
DMT Junior Girls - Final

Superior Jury			
	Rol	Name	NF
	SJ-E	VAN WETERING Babette	UEG
	SJ-E	NUNES Luis	UEG
	SJ-D	STOYCHEVA Mariela	UEG

Judges			
	Rol	Name	NF
	CJP	DE JONGHE Joeri	BEL
	E1	SHEVCHENKO Aleksandr	RUS
	E2	DIAS Davide	POR
	E3	VILLA Jorge	ESP
	E4	COULTER Andrew	GBR
	E5	FREJEMARK Alexander	SWE
	D6	CABALEIRO Silvia	ESP
	D7	MORGAN Clive	GBR

LEGEND

SJ-P President

CJP Chair of Judges' Panel **Ex** Execution Judges (x=1-5) **D6/D7** Difficulty Judges

R Reserve

DMT Girls Final



Rk	Name	#	NF	Pass	E	D	P	Score	Total
1	RODRIGUEZ Melania	324	 ESP	1 26,700 2 28,500	6,4 5,6			33,100 34,100	67,200
2	BONARTSEVA Aleksandra	340	 RUS	1 27,300 2 28,500	5,2 6,0			32,500 34,500	67,000
3	WILLIAMSON Bethany	332	 GBR	1 27,300 2 26,100	5,6 6,0			32,900 32,100	65,000
4	PENG Beatriz	335	 POR	1 27,300 2 27,000	4,8 5,6			32,100 32,600	64,700
5	POTTING Lilas	334	 POR	1 27,000 2 27,600	4,8 4,8			31,800 32,400	64,200
6	STEELE Lucy	330	 GBR	1 27,600 2 25,800	4,8 2,4			32,400 28,200	60,600
7	ROMERO Noemi	322	 ESP	1 28,200 2 19,800	3,7 2,8			31,900 22,600	54,500
8	ELDAROVA Giuzel	338	 RUS	1 27,000 2 19,800	4,8 2,4			31,800 22,200	54,000

SJ-E:VAN WETERING Babette (UEG) SJ-E:NUNES Luis (UEG) SJ-D:STOYCHEVA Mariela (UEG) CJP:DE JONGHE Joeri (BEL)
E1:SHEVCHENKO Aleksandr (RUS) E2:DIAS Davide (POR) E3:VILLA Jorge (ESP) E4:COULTER Andrew (GBR) E5:FREJEMARK Alexander (SWE)
D6:CABALEIRO Silvia (ESP) D7:MORGAN Clive (GBR)

DMT Girls Prelims


Rk	Team		National Federation	TOTAL			
P	Req	Gymnast	#	E	Dif	Pen	Nota
1	Russia		RUS	201,000			
1	1	ELDAROVA Giuzel	338	28,500	5,2		33,700
1	2	BONARTSEVA Aleksandra	340	28,500	5,2		33,700
1	3	KHRISTENKO Alina	339	27,900	5,6		33,500
4	4	SOLKINA Daria	337	20,100	2,4		22,500
2	1	BONARTSEVA Aleksandra	340	28,500	5,6		34,100
2	2	ELDAROVA Giuzel	338	28,500	5,2		33,700
2	3	KHRISTENKO Alina	339	27,900	4,4		32,300
2	4	SOLKINA Daria	337	25,200	5,2		30,400
2	Spain		ESP	194,900			
1	1	ROMERO Noemi	322	27,600	5,2		32,800
1	2	RODRIGUEZ Melania	324	27,300	5,2		32,500
1	3	GONZALEZ Uxia	323	27,600	4,8		32,400
4	4	ORTEGA Paula	324	18,900	2,0		20,900
2	1	RODRIGUEZ Melania	324	28,200	4,8		33,000
2	2	ROMERO Noemi	322	27,600	4,8		32,400
2	3	GONZALEZ Uxia	323	27,000	4,8		31,800
2	4	ORTEGA Paula	324	27,000	3,3		30,300
3	Great Britain		GBR	193,600			
1	1	WILLIAMSON Bethany	332	28,200	5,2		33,400
1	2	STEELE Lucy	330	27,300	4,8		32,100
1	3	WALTON Amy	331	26,400	5,2		31,600
4	4	HORAN Lucy	329	25,800	4,8		30,600
2	1	WILLIAMSON Bethany	332	27,600	5,6		33,200
2	2	STEELE Lucy	330	27,300	4,8		32,100
2	3	HORAN Lucy	329	26,400	4,8		31,200
2	4	WALTON Amy	334	26,100	4,8		30,900
4	Portugal		POR	192,900			
1	1	POTTING Lilas	334	28,200	4,8		33,000
1	2	GUIDO Sara	333	27,000	4,8		31,800
1	3	PENG Beatriz	335	27,000	4,8		31,800
4	4	CAMPOS Ana	336	19,200	2,0		21,200
2	1	CAMPOS Ana	336	28,200	4,8		33,000
2	2	PENG Beatriz	335	27,600	4,8		32,400
2	3	GUIDO Sara	333	26,100	4,8		30,900
2	4	POTTING Lilas	334	26,100	4,4		30,500



Team Qualification



DMT Girls Prelims

Rk	Team		National Federation				TOTAL
P	Req	Gymnast	#	E	Dif	Pen	Nota
5	Estonia		 EST				159,700
1	1	VAHER Lemme	327	27,300	2,9		30,200
1	2	SEPP Keitlyn-Merit	328	26,700	1,6		28,300
1	3	KAASIK Krete	326	19,800	0,7		20,500
2	1	KAASIK Krete	326	27,300	3,3		30,600
2	2	SEPP Keitlyn-Merit	328	27,600	1,8		29,400
2	3	VAHER Lemme	327	20,100	0,6		20,700

SJ-P:ZEMAN Vladimir (UEG) SJ-E:VICENTE Miguel (UEG) SJ-D:SIEGFRIED Patrick (UEG) CJP:SHEVCHENKO Aleksandr (RUS)
 E1:DE JONGHE Joeri (BEL) E2:DIAS Davide (POR) E3:VILLA Jorge (ESP) E4:COULTER Andrew (GBR) E5:FREJEMARK Alexander (SWE)
 D6:CABALEIRO Silvia (ESP) D7:MORGAN Clive (GBR)



Saturday, April 2nd
DMT Junior Girls - Team Final

Superior Jury			
	Rol	Name	NF
	SJ-P	ZEMAN Vladimir	UEG
	SJ	VICENTE Miguel	UEG
	SJ	SIEGFRIED Patrick	UEG

Judges			
	Rol	Name	NF
	CJP	DE JONGHE Joeri	BEL
	E1	SHEVCHENKO Aleksandr	RUS
	E2	DIAS Davide	POR
	E3	VILLA Jorge	ESP
	E4	COULTER Andrew	GBR
	E5	FREJEMARK Alexander	SWE
	D6	CABALEIRO Silvia	ESP
	D7	MORGAN Clive	GBR
	R	ABANA Marilia	POR

LEGEND

SJ-P President

CJP Chair of Judges' Panel **Ex** Execution Judges (x=1-5) **D6/D7** Difficulty Judges

R Reserve



Team Final



DMT Girls Team Final

Rk	Team		National Federation				TOTAL
P	Req	Gymnast	#	E	Dif	Pen	Nota
1	Russia		RUS				100,300
1	1	BONARTSEVA Aleksandra	340	28,500	5,6		34,100
1	2	ELDAROVA Giuzel	338	28,200	5,6		33,800
1	3	SOLKINA Daria	337	27,600	4,8		32,400
4	4	KHRISTENKO Alina	339	27,000	3,3		30,300
2	Great Britain		GBR				99,000
1	1	WILLIAMSON Bethany	332	28,200	5,6		33,800
1	2	WALTON Amy	331	27,900	5,2		33,100
1	3	STEELE Lucy	330	27,300	4,8		32,100
4	4	HORAN Lucy	329	19,800	2,0		21,800
3	Portugal		POR				98,100
1	1	CAMPOS Ana	336	28,800	4,8		33,600
1	2	GUIDO Sara	333	27,600	4,8		32,400
1	3	PENG Beatriz	335	27,300	4,8		32,100
4	4	POTTING Lilas	334	26,400	4,8		31,200
4	Spain		ESP				96,300
1	1	ROMERO Noemi	322	27,600	5,2		32,800
1	2	GONZALEZ Uxia	323	26,700	5,2		31,900
1	3	RODRIGUEZ Melania	324	25,200	6,4		31,600
4	4	ORTEGA Paula	321	28,200	3,3		31,500
5	Estonia		EST				89,600
1	1	VAHER Lemme	327	27,900	2,9		30,800
1	2	KAASIK Krete	326	27,300	3,3		30,600
1	3	SEPP Keitlyn-Merit	328	26,400	1,8		28,200

SJ-P:ZEMAN Vladimir (UEG) SJ:VICENTE Miguel (UEG) SJ:SIEGFRIED Patrick (UEG) CJP:DE JONGHE Joeri (BEL)
 E1:SHEVCHENKO Aleksandr (RUS) E2:DIAS Davide (POR) E3:VILLA Jorge (ESP) E4:COULTER Andrew (GBR) E5:FREJEMARK Alexander (SWE)
 D6:CABALEIRO Silvia (ESP) D7:MORGAN Clive (GBR) R:ABANA Marilia (POR)



Friday, April 1st
DMT Junior Boys - Preliminary Round

Superior Jury			
	Rol	Name	NF
	SJ-P	ZEMAN Vladimir	UEG
	SJ-E	VICENTE Miguel	UEG
	SJ-D	SIEGFRIED Patrick	UEG

Judges			
	Rol	Name	NF
	CJP	DE JONGHE Joeri	BEL
	E1	SHEVCHENKO Aleksandr	RUS
	E2	DIAS Davide	POR
	E3	VILLA Jorge	ESP
	E4	COULTER Andrew	GBR
	E5	FREJEMARK Alexander	SWE
	D6	ABANA Marilia	POR
	D7	MORGAN Clive	GBR

LEGEND

















SJ-P President

CJP Chair of Judges' Panel **Ex** Execution Judges (x=1-5) **D6/D7** Difficulty Judges

R Reserve

DMT Boys Prelims




Rk	Name	#	NF	Pass	E	D	P	Score	Total
1	ROMAO Tiago	299	 POR	1	29,100	6,8		35,900	71,500
				2	28,800	6,8		35,600	
2	EGOROV Boris	300	 RUS	1	27,900	8,0		35,900	70,700
				2	27,600	7,2		34,800	
3	BELIMENKO Edgar	301	 RUS	1	27,300	6,9		34,200	70,200
				2	28,800	7,2		36,000	
4	FERNANDES Afonso	297	 POR	1	27,300	6,4		33,700	69,400
				2	28,500	7,2		35,700	
5	TSITSAREV Anton	302	 RUS	1	27,300	6,8		34,100	69,400
				2	28,500	6,8		35,300	
6	DALLARD Jasper	293	 GBR	1	28,200	6,9		35,100	69,100
				2	27,600	6,4		34,000	
7	VILARASAU Robert	288	 ESP	1	27,300	6,8		34,100	68,600
				2	27,300	7,2		34,500	
8	MAKARSKII Vasilii	303	 RUS	1	28,500	6,8		35,300	68,500
				2	26,400	6,8		33,200	
9	FRANCO David	287	 ESP	1	27,300	6,8		34,100	68,200
				2	27,300	6,8		34,100	
10	PARADISE Oliver	294	 GBR	1	26,700	6,8		33,500	67,600
				2	27,300	6,8		34,100	
11	PERZAMANOS Zak	295	 GBR	1	26,700	6,4		33,100	65,800
				2	26,700	6,0		32,700	
12	FERNANDES Diogo	296	 POR	1	27,000	5,6		32,600	65,200
				2	27,000	5,6		32,600	
13	MAGALHAES Miguel	298	 POR	1	27,300	7,2		34,500	57,500
				2	19,800	3,2		23,000	
14	GEENS Wannes	286	 BEL	1	27,000	6,4		33,400	56,600
				2	20,400	2,8		23,200	
15	MARTINEZ Andres	290	 ESP	1	28,200	5,6		33,800	33,800
				2	0,000			0,000	
16	CID Alejandro	289	 ESP	1	26,400	6,8		33,200	33,200
				2	0,000			0,000	



DMT Boys Prelims



Rk	Name	#	NF	Pass	E	D	P	Score	Total
17	VEDLER Karl Oskar	292	 EST	1	0,000			0,000	30,800
				2	26,400	4,4		30,800	R

SJ-P:ZEMAN Vladimir (UEG) SJ-D:SIEGFRIED Patrick (UEG) SJ-E:VICENTE Miguel (UEG) CJP:DE JONGHE Joeri (BEL)
 E1:SHEVCHENKO Aleksandr (RUS) E2:DIAS Davide (POR) E3:VILLA Jorge (ESP) E4:COULTER Andrew (GBR) E5:FREJEMARK Alexander (SWE)
 D6:ABANA Marilia (POR) D7:MORGAN Clive (GBR)



Sunday, April 3rd
DMT Junior Boys - Final

Superior Jury			
	Rol	Name	NF
	SJ-E	VAN WETERING Babette	UEG
	SJ-E	NUNES Luis	UEG
	SJ-D	STOYCHEVA Mariela	UEG

Judges			
	Rol	Name	NF
	CJP	DE JONGHE Joeri	BEL
	E1	SHEVCHENKO Aleksandr	RUS
	E2	DIAS Davide	POR
	E3	VILLA Jorge	ESP
	E4	COULTER Andrew	GBR
	E5	FREJEMARK Alexander	SWE
	D6	CABALEIRO Silvia	ESP
	D7	MORGAN Clive	GBR

LEGEND

SJ-P President

CJP Chair of Judges' Panel **Ex** Execution Judges (x=1-5) **D6/D7** Difficulty Judges

R Reserve

DMT Boys Final

Rk	Name	#	NF	Pass	E	D	P	Score	Total
1	ROMAO Tiago	299	POR	1 27,000 2 27,000	8,6 8,0			35,600 35,000	70,600
2	EGOROV Boris	300	RUS	1 26,700 2 27,300	8,0 7,2			34,700 34,500	69,200
3	VILARASAU Robert	288	ESP	1 27,300 2 27,900	6,8 6,9			34,100 34,800	68,900
4	FERNANDES Afonso	297	POR	1 27,600 2 27,000	7,6 6,4			35,200 33,400	68,600
5	BELIMENKO Edgar	301	RUS	1 27,900 2 27,000	6,4 6,8			34,300 33,800	68,100
6	DALLARD Jasper	293	GBR	1 27,300 2 28,500	5,2 5,2			32,500 33,700	66,200
7	PARADISE Oliver	294	GBR	1 26,700 2 20,100	8,4 3,6			35,100 23,700	58,800
8	FRANCO David	287	ESP	1 27,900 2 0,000	6,0 0,000			33,900 0,000	33,900

SJ-E:VAN WETERING Babette (UEG) SJ-E:NUNES Luis (UEG) SJ-D:STOYCHEVA Mariela (UEG) E1:SHEVCHENKO Aleksandr (RUS) E2:DIAS Davide (POR) E3:VILLA Jorge (ESP) E4:COULTER Andrew (GBR) E5:FREJEMARK Alexander (SWE)
D6:ABANA Marilia (POR) D7:MORGAN Clive (GBR) CJP:DE JONGHE Joeri (BEL)

DMT Boys Prelims

Rk	Team		National Federation	TOTAL			
P	Req	Gymnast	#	E	Dif	Pen	Nota
1	Russia		RUS	211,500			
1	1	EGOROV Boris	300	27,900	8,0		35,900
1	2	MAKARSKII Vasilii	303	28,500	6,8		35,300
1	3	BELIMENKO Edgar	301	27,300	6,9		34,200
4	4	TSITSAREV Anton	302	27,300	6,8		34,100
2	1	BELIMENKO Edgar	301	28,800	7,2		36,000
2	2	TSITSAREV Anton	302	28,500	6,8		35,300
2	3	EGOROV Boris	300	27,600	7,2		34,800
2	4	MAKARSKII Vasilii	303	26,400	6,8		33,200
2	Portugal		POR	208,000			
1	1	ROMAO Tiago	299	29,100	6,8		35,900
1	2	MAGALHAES Miguel	298	27,300	7,2		34,500
1	3	FERNANDES Afonso	297	27,300	6,4		33,700
4	4	FERNANDES Diego	296	27,000	5,6		32,600
2	1	FERNANDES Afonso	297	28,500	7,2		35,700
2	2	ROMAO Tiago	299	28,800	6,8		35,600
2	3	FERNANDES Diogo	296	27,000	5,6		32,600
2	4	MAGALHAES Miguel	298	19,800	3,2		23,000
3	Great Britain		GBR	202,500			
1	1	DALLARD Jasper	293	28,200	6,9		35,100
1	2	PARADISE Oliver	294	26,700	6,8		33,500
1	3	PERZAMANOS Zak	295	26,700	6,4		33,100
2	1	PARADISE Oliver	294	27,300	6,8		34,100
2	2	DALLARD Jasper	293	27,600	6,4		34,000
2	3	PERZAMANOS Zak	295	26,700	6,0		32,700
4	Spain		ESP	170,600			
1	1	FRANCO David	287	27,300	6,8		34,100
1	2	VILARASAU Robert	288	27,300	6,8		34,100
1	3	MARTINEZ Andres	290	28,200	5,6		33,800
4	4	CID Alejandro	289	26,400	6,8		33,200
2	1	VILARASAU Robert	288	27,300	7,2		34,500
2	2	FRANCO David	287	27,300	6,8		34,100
2	3	CID Alejandro	289	0,000			0,000
2	4	MARTINEZ Andres	290	0,000			0,000

SJ-P:ZEMAN Vladimir (UEG) SJ-D:SIEGFRIED Patrick (UEG) SJ-E:VICENTE Miguel (UEG) CJP:DE JONGHE Joeri (BEL)
E1:SHEVCHENKO Aleksandr (RUS) E2:DIAS Davide (POR) E3:VILLA Jorge (ESP) E4:COULTER Andrew (GBR) E5:FREJEMARK Alexander (SWE)
D6:ABANA Marilia (POR) D7:MORGAN Clive (GBR)

Saturday, April 2nd
DMT Junior Boys - Team Final

Superior Jury			
	Rol	Name	NF
	SJ-P	ZEMAN Vladimir	UEG
	SJ	VICENTE Miguel	UEG
	SJ	SIEGFRIED Patrick	UEG

Judges			
	Rol	Name	NF
	CJP	DE JONGHE Joeri	BEL
	E1	SHEVCHENKO Aleksandr	RUS
	E2	DIAS Davide	POR
	E3	VILLA Jorge	ESP
	E4	COULTER Andrew	GBR
	E5	FREJEMARK Alexander	SWE
	D6	ABANA Marilia	POR
	D7	MORGAN Clive	GBR
	R	CABALEIRO Silvia	ESP

LEGEND

SJ-P President

CJP Chair of Judges' Panel **Ex** Execution Judges (x=1-5) **D6/D7** Difficulty Judges

R Reserve



Team Final



DMT Boys Team Final

Rk	Team		National Federation	TOTAL				
	P	Req	Gymnast	#	E	Dif	Pen	Nota
1	Russia		RUS					109,300
	1	1	MAKARSKII Vasilii	303	29,100	8,4		37,500
	1	2	BELIMENKO Edgar	301	28,800	7,2		36,000
	1	3	EGOROV Boris	300	28,200	7,6		35,800
	4	4	<i>TSITSAREV Anton</i>	<i>302</i>	<i>27,600</i>	<i>7,2</i>		<i>34,800</i>
2	Spain		ESP					104,500
	1	1	VILARASAU Robert	288	28,800	7,2		36,000
	1	2	FRANCO David	287	28,200	6,8		35,000
	1	3	CID Alejandro	289	26,700	6,8		33,500
	4	4	<i>MARTINEZ Andres</i>	<i>290</i>	<i>27,600</i>	<i>5,6</i>		<i>33,200</i>
3	Portugal		POR					103,400
	1	1	ROMAO Tiago	299	28,500	8,0		36,500
	1	2	FERNANDES Afonso	297	26,400	7,2		33,600
	1	3	FERNANDES Diogo	296	27,300	6,0		33,300
	4	4	<i>MAGALHAES Miguel</i>	<i>298</i>	<i>19,200</i>	<i>2,8</i>		<i>22,000</i>
4	Great Britain		GBR					102,600
	1	1	DALLARD Jasper	293	27,600	7,3		34,900
	1	2	PARADISE Oliver	294	26,700	7,6		34,300
	1	3	PERZAMANOS Zak	295	27,000	6,4		33,400

SJ-P:ZEMAN Vladimir (UEG) SJ:VICENTE Miguel (UEG) SJ:SIEGFRIED Patrick (UEG) CJP:DE JONGHE Joeri (BEL)
 E1:SHEVCHENKO Aleksandr (RUS) E2:DIAS Davide (POR) E3:VILLA Jorge (ESP) E4:COULTER Andrew (GBR) E5:FREJEMARK Alexander (SWE)
 D6:ABANA Marilia (POR) D7:MORGAN Clive (GBR) R:CABALEIRO Silvia (ESP)



Thursday, March 31st
DMT Senior Women - Preliminary Round

Superior Jury			
	Rol	Name	NF
	SJ-P	ZEMAN Vladimir	UEG
	SJ-E	VAN WETERING Babette	UEG
	SJ-D	NUNES Luis	UEG

Judges			
	Rol	Name	NF
	CJP	MORGAN Clive	GBR
	E1	DE JONGHE Joeri	BEL
	E2	FREJEMARK Alexander	SWE
	E3	CABALEIRO Silvia	ESP
	E4	SHEVCHENKO Aleksandr	RUS
	E5	ABANA Marilia	POR
	D6	VILLA Jorge	ESP
	D7	COULTER Andrew	GBR

LEGEND

SJ-P President

CJP Chair of Judges' Panel **Ex** Execution Judges (x=1-5) **D6/D7** Difficulty Judges

R Reserve



DMT Women Prelims



Rk	Name	#	NF	Pass	E	D	P	Score	Total
1	ROBALO Andreia	315	POR	1	28,500	5,6		34,100	68,100
				2	27,600	6,4		34,000	
2	TROIANOVA Polina	319	RUS	1	27,600	5,6		33,200	66,900
				2	27,300	6,4		33,700	
3	ALEKSEEVA Irina	318	RUS	1	27,900	5,2		33,100	66,700
				2	27,600	6,0		33,600	
4	SJOBERG Lina	320	SWE	1	27,900	6,0		33,900	66,500
				2	27,000	5,6		32,600	
5	IGNATEVA Anastasiia	316	RUS	1	28,800	4,8		33,600	66,300
				2	27,900	4,8		32,700	
6	CARVALHO Mariana	313	POR	1	27,900	5,2		33,100	66,300
				2	27,600	5,6		33,200	
7	O'BRIEN Caitlin	309	GBR	1	27,600	5,6		33,200	66,100
				2	27,300	5,6		32,900	
8	PRAT Claudia	306	ESP	1	26,700	5,6		32,300	66,000
				2	28,500	5,2		33,700	
9	ROBALO Ana	314	POR	1	26,700	6,0		32,700	66,000
				2	27,300	6,0		33,300	
10	RYZHKOVA Vladislava	317	RUS	1	28,200	5,2		33,400	65,700
				2	26,700	5,6		32,300	
11	WAY Kirsty	311	GBR	1	27,600	6,0		33,600	65,500
				2	25,500	6,4		31,900	
12	CAMPELO Yael	307	ESP	1	27,000	5,2		32,200	64,700
				2	27,300	5,2		32,500	
13	DONLEVY Ciara	310	GBR	1	25,200	5,6		30,800	63,100
				2	26,700	5,6		32,300	
14	APARICIO Sara	305	ESP	1	27,300	3,3		30,600	62,100
				2	28,500	3,0		31,500	
15	AULES Nuria	304	ESP	1	28,200	3,1		31,300	62,100
				2	26,400	4,4		30,800	

SJ-P:ZEMAN Vladimir (UEG) SJ-E:VAN WETERING Babette (UEG) SJ-D:NUNES Luis (UEG) CJP:MORGAN Clive (GBR)
 E1:DE JONGHE Joeri (BEL) E2:FREJEMARK Alexander (SWE) E3:CABALEIRO Silvia (ESP) E4:SHEVCHENKO Aleksandr (RUS) E5:ABANA Marilia (POR)
 D6:VILLA Jorge (ESP) D7:COULTER Andrew (GBR)



Sunday, April 3rd
DMT Senior Women - Final

Superior Jury			
	Rol	Name	NF
	SJ	VAN WETERING Babette	UEG
	SJ	NUNES Luis	UEG
	SJ	STOYCHEVA Mariela	UEG

Judges			
	Rol	Name	NF
	CJP	DE JONGHE Joeri	BEL
	E1	MORGAN Clive	GBR
	E2	FREJEMARK Alexander	SWE
	E3	CABALEIRO Silvia	ESP
	E4	SHEVCHENKO Aleksandr	RUS
	E5	ABANA Marilia	POR
	D6	VILLA Jorge	ESP
	D7	COULTER Andrew	GBR

LEGEND

SJ-P President

CJP Chair of Judges' Panel **Ex** Execution Judges (x=1-5) **D6/D7** Difficulty Judges

R Reserve

DMT Women Final

Rk	Name	#	NF	Pass	E	D	P	Score	Total
1	SJOBERG Lina	320	SWE	1 28,800 2 27,900	7,2 6,8			36,000 34,700	70,700
2	TROIANOVA Polina	319	RUS	1 28,500 2 27,300	6,4 6,8			34,900 34,100	69,000
3	WAY Kirsty	311	GBR	1 27,900 2 26,700	7,2 6,4			35,100 33,100	68,200
4	ROBALO Andreia	315	POR	1 25,800 2 26,100	7,6 6,4			33,400 32,500	65,900
5	ALEKSEEVA Irina	318	RUS	1 28,500 2 0,000	5,6 0,000			34,100 0,000	34,100
6	CARVALHO Mariana	313	POR	1 0,000 2 27,300	5,6 0,000			0,000 32,900	32,900
7	O'BRIEN Caitlin	309	GBR	1 26,400 2 0,000	5,2 0,000			31,600 0,000	31,600
8	PRAT Claudia	306	ESP	1 26,100 2 0,000	5,2 0,000			31,300 0,000	31,300

SJ:VAN WETERING Babette (UEG) SJ:NUNES Luis (UEG) SJ:STOYCHEVA Mariela (UEG) CJP:DE JONGHE Joeri (BEL)
E1:MORGAN Clive (GBR) E2:FREJEMARK Alexander (SWE) E3:CABALEIRO Silvia (ESP) E4:SHEVCHENKO Aleksandr (RUS) E5:ABANA Marilia (POR)
D6:VILLA Jorge (ESP) D7:COULTER Andrew (GBR)



Team Qualification



DMT Women Prelims

Rk	Team		National Federation	TOTAL			
P	Req	Gymnast	#	E	Dif	Pen	Nota
1	Portugal		POR	200,400			
1	1	ROBALO Andreia	315	28,500	5,6		34,100
1	2	CARVALHO Mariana	313	27,900	5,2		33,100
1	3	ROBALO Ana	314	26,700	6,0		32,700
2	1	ROBALO Andreia	315	27,600	6,4		34,000
2	2	ROBALO Ana	314	27,300	6,0		33,300
2	3	CARVALHO Mariana	313	27,600	5,6		33,200
2	Russia		RUS	200,200			
1	1	IGNATEVA Anastasiia	316	28,800	4,8		33,600
1	2	RYZHKOVA Vladislava	317	28,200	5,2		33,400
1	3	TROIANOVA Polina	319	27,600	5,6		33,200
4	4	ALEKSEEVA Irina	318	27,900	5,2		33,100
2	1	TROIANOVA Polina	319	27,300	6,4		33,700
2	2	ALEKSEEVA Irina	318	27,600	6,0		33,600
2	3	IGNATEVA Anastasiia	316	27,900	4,8		32,700
2	4	RYZHKOVA Vladislava	317	26,700	5,6		32,300
3	Great Britain		GBR	194,700			
1	1	WAY Kirsty	311	27,600	6,0		33,600
1	2	O'BRIEN Caitlin	309	27,600	5,6		33,200
1	3	DONLEVY Ciara	310	25,200	5,6		30,800
2	1	O'BRIEN Caitlin	309	27,300	5,6		32,900
2	2	DONLEVY Ciara	310	26,700	5,6		32,300
2	3	WAY Kirsty	311	25,500	6,4		31,900
4	Spain		ESP	193,500			
1	1	PRAT Claudia	306	26,700	5,6		32,300
1	2	CAMPELO Yael	307	27,000	5,2		32,200
1	3	AULES Nuria	304	28,200	3,1		31,300
4	4	APARICIO Sara	305	27,300	3,3		30,600
2	1	PRAT Claudia	306	28,500	5,2		33,700
2	2	CAMPELO Yael	307	27,300	5,2		32,500
2	3	APARICIO Sara	305	28,500	3,0		31,500
2	4	AULES Nuria	304	26,400	4,4		30,800

SJ-P:ZEMAN Vladimir (UEG) SJ-E:VAN WETERING Babette (UEG) SJ-D:NUNES Luis (UEG) CJP:MORGAN Clive (GBR)
 E1:DE JONGHE Joeri (BEL) E2:FREJEMARK Alexander (SWE) E3:CABALEIRO Silvia (ESP) E4:SHEVCHENKO Aleksandr (RUS) E5:ABANA Marilia (POR)
 D6:VILLA Jorge (ESP) D7:COULTER Andrew (GBR)



Saturday, April 2nd
DMT Senior Women - Team Final

Superior Jury			
	Rol	Name	NF
	SJ-P	ZEMAN Vladimir	UEG
	SJ	VICENTE Miguel	UEG
	SJ	SIEGFRIED Patrick	UEG

Judges			
	Rol	Name	NF
	CJP	DE JONGHE Joeri	BEL
	E1	MORGAN Clive	GBR
	E2	FREJEMARK Alexander	SWE
	E3	CABALEIRO Silvia	ESP
	E4	SHEVCHENKO Aleksandr	RUS
	E5	ABANA Marilia	POR
	D6	DIAS Davide	POR
	D7	COULTER Andrew	GBR

LEGEND

SJ-P President

CJP Chair of Judges' Panel **Ex** Execution Judges (x=1-5) **D6/D7** Difficulty Judges

R Reserve



Team Final



DMT Women Team Final

Rk	Team						TOTAL
P	Req	Gymnast	#	E	Dif	Pen	Nota
1	Russia	RUS					100,300
1	1	TROIANOVA Polina	319	27,900	6,4		34,300
1	2	IGNATEVA Anastasiia	316	28,200	4,8		33,000
1	3	RYZHKOVA Vladislava	317	27,000	6,0		33,000
4	4	ALEKSEEVA Irina	318	27,000	6,0		33,000
2	Spain	ESP					98,100
1	1	CAMPELO Yael	307	28,500	5,2		33,700
1	2	PRAT Claudia	306	27,300	5,2		32,500
1	3	AULES Nuria	304	28,200	3,7		31,900
4	4	APARICIO Sara	305	28,500	3,3		31,800
3	Great Britain	GBR					97,400
1	1	WAY Kirsty	311	28,200	7,2		35,400
1	2	O'BRIEN Caitlin	309	25,500	5,6		31,100
1	3	DONLEVY Ciara	310	24,900	6,0		30,900
4	Portugal	POR					97,200
1	1	ROBALO Andreia	315	26,700	6,4		33,100
1	2	CARVALHO Mariana	313	27,000	5,6		32,600
1	3	ROBALO Ana	314	25,500	6,0		31,500

SJ-P:ZEMAN Vladimir (UEG) SJ:VICENTE Miguel (UEG) SJ:SIEGFRIED Patrick (UEG) CJP:DE JONGHE Joeri (BEL)
 E1:MORGAN Clive (GBR) E2:FREJEMARK Alexander (SWE) E3:CABALEIRO Silvia (ESP) E4:SHEVCHENKO Aleksandr (RUS) E5:ABANA Marilia (POR)
 D6:DIAS Davide (POR) D7:COULTER Andrew (GBR)



Thursday, March 31st
DMT Senior Men - Preliminary Round

Superior Jury			
	Rol	Name	NF
	SJ-P	ZEMAN Vladimir	UEG
	SJ-E	VAN WETERING Babette	UEG
	SJ-D	NUNES Luis	UEG

















Judges			
	Rol	Name	NF
	CJP	DE JONGHE Joeri	BEL
	E1	MORGAN Clive	GBR
	E2	FREJEMARK Alexander	SWE
	E3	CABALEIRO Silvia	ESP
	E4	SHEVCHENKO Aleksandr	RUS
	E5	ABANA Marilia	POR
	D6	DIAS Davide	POR
	D7	COULTER Andrew	GBR

LEGEND

SJ-P President

CJP Chair of Judges' Panel **Ex** Execution Judges (x=1-5) **D6/D7** Difficulty Judges

R Reserve

Rk	Name	#	NF	Pass	E	D	P	Score	Total
1	ODINTSOV Aleksandr	284	 RUS	1	26,700	9,6		36,300	76,500
				2	29,400	10,8		40,200	
2	ZALOMIN Mikhail	285	 RUS	1	29,100	9,2		38,300	76,000
				2	28,500	9,2		37,700	
3	ZEBROV Aleksandr	283	 RUS	1	27,600	9,2		36,800	75,400
				2	28,200	10,4		38,600	
4	GLADENKOV Andrei	282	 RUS	1	27,900	9,2		37,100	74,800
				2	28,500	9,2		37,700	
5	COSTA Diogo	281	 POR	1	28,200	8,8		37,000	73,000
				2	27,600	8,4		36,000	
6	SANTOS Antonio	270	 ESP	1	27,600	8,0		35,600	71,900
				2	27,900	8,4		36,300	
7	FEDOROVSKIY Dmitriy	264	 AZE	1	28,800	6,4		35,200	71,600
				2	28,800	7,6		36,400	
8	ATKINS Benjamin	274	 GBR	1	27,600	8,1		35,700	71,100
				2	27,000	8,4		35,400	
9	McNABB Michael	276	 GBR	1	27,900	8,4		36,300	70,900
				2	27,000	7,6		34,600	
10	HOUSTON Andrew	275	 GBR	1	27,300	8,4		35,700	70,600
				2	27,300	7,6		34,900	
11	BERNARDEZ Alejandro	271	 ESP	1	27,600	8,4		36,000	70,200
				2	27,000	7,2		34,200	
12	CAEIRO Joao	280	 POR	1	24,300	8,0		32,300	68,300
				2	27,600	8,4		36,000	
13	JOERGENSEN Mikkel	267	 DEN	1	26,100	7,2		33,300	66,500
				2	26,400	6,8		33,200	
14	SOENDERGAARD August	268	 DEN	1	27,300	6,9		34,200	66,100
				2	25,500	6,4		31,900	
15	NIELSEN Andreas	266	 DEN	1	26,400	6,4		32,800	65,800
				2	27,000	6,0		33,000	
16	PEREZ Daniel	272	 ESP	1	28,200	9,3		37,500	62,700
				2	20,400	4,8		25,200	



DMT Men Prelims



Rk	Name	#	NF	Pass	E	D	P	Score	Total
17	NOBRE Bruno	278	POR	1	20,100	3,6		23,700	60,000
				2	27,900	8,4		36,300	
18	MORTENSEN Emil Korfitz	265	DEN	1	27,600	7,2		34,800	58,200
				2	19,800	3,6		23,400	
19	COSTA Francisco	279	POR	1	28,200	7,2		35,400	57,500
				2	18,900	3,2		22,100	
20	MANJON Carlos	269	ESP	1	0,000	0,0		0,000	36,300
				2	27,900	8,4		36,300	
21	SALE Daniel	277	GBR	1	0,000	0,0		0,000	34,400
				2	26,700	7,7		34,400	

SJ-P:ZEMAN Vladimir (UEG) SJ-E:VAN WETERING Babette (UEG) SJ-D:NUNES Luis (UEG) CJP:DE JONGHE Joeri (BEL)
 E1:MORGAN Clive (GBR) E2:FREJEMARK Alexander (SWE) E3:CABALEIRO Silvia (ESP) E4:SHEVCHENKO Aleksandr (RUS) E5:ABANA Marilia (POR)
 D6:DIAS Davide (POR) D7:COULTER Andrew (GBR)





DMT Men Final



Rk	Name	#	NF	Pass	E	D	P	Score	Total
1	ZALOMIN Mikhail	285	RUS	1	27,900	10,4		38,300	78,700
				2	28,800	11,6		40,400	
2	ODINTSOV Aleksandr	284	RUS	1	29,400	9,2		38,600	75,800
				2	26,400	10,8		37,200	
3	FEDOROVSKIY Dmitriy	264	AZE	1	27,300	10,0		37,300	74,100
				2	27,300	9,5		36,800	
4	McNABB Michael	276	GBR	1	27,900	7,6		35,500	72,500
				2	28,200	8,8		37,000	
5	SANTOS Antonio	270	ESP	1	27,300	7,2		34,500	68,900
				2	27,600	6,8		34,400	
6	BERNARDEZ Alejandro	271	ESP	1	28,200	6,4		34,600	68,400
				2	28,200	5,6		33,800	
7	COSTA Diogo	281	POR	1	28,200	10,0		38,200	62,500
				2	19,200	5,1		24,300	
8	ATKINS Benjamin	274	GBR	1	0,000			0,000	34,400
				2	26,400	8,0		34,400	

SJ:VAN WETERING Babette (UEG) SJ:NUNES Luis (UEG) SJ:STOYCHEVA Mariela (UEG) CJP:DE JONGHE Joeri (BEL)
 E1:MORGAN Clive (GBR) E2:FREJEMARK Alexander (SWE) E3:CABALEIRO Silvia (ESP) E4:SHEVCHENKO Aleksandr (RUS) E5:ABANA Marilia (POR)
 D6:DIAS Davide (POR) D7:COULTER Andrew (GBR)





DMT Men Final



Rk	Name	#	NF	Pass	E	D	P	Score	Total
1	ZALOMIN Mikhail	285	RUS	1	27,900	10,4		38,300	78,700
				2	28,800	11,6		40,400	
2	ODINTSOV Aleksandr	284	RUS	1	29,400	9,2		38,600	75,800
				2	26,400	10,8		37,200	
3	FEDOROVSKIY Dmitriy	264	AZE	1	27,300	10,0		37,300	74,100
				2	27,300	9,5		36,800	
4	McNABB Michael	276	GBR	1	27,900	7,6		35,500	72,500
				2	28,200	8,8		37,000	
5	SANTOS Antonio	270	ESP	1	27,300	7,2		34,500	68,900
				2	27,600	6,8		34,400	
6	BERNARDEZ Alejandro	271	ESP	1	28,200	6,4		34,600	68,400
				2	28,200	5,6		33,800	
7	COSTA Diogo	281	POR	1	28,200	10,0		38,200	62,500
				2	19,200	5,1		24,300	
8	ATKINS Benjamin	274	GBR	1	0,000			0,000	34,400
				2	26,400	8,0		34,400	

SJ:VAN WETERING Babette (UEG) SJ:NUNES Luis (UEG) SJ:STOYCHEVA Mariela (UEG) CJP:DE JONGHE Joeri (BEL)
 E1:MORGAN Clive (GBR) E2:FREJEMARK Alexander (SWE) E3:CABALEIRO Silvia (ESP) E4:SHEVCHENKO Aleksandr (RUS) E5:ABANA Marilia (POR)
 D6:DIAS Davide (POR) D7:COULTER Andrew (GBR)



Sunday, April 3rd
DMT Senior Men - Final

Superior Jury			
	Rol	Name	NF
	SJ	VAN WETERING Babette	UEG
	SJ	NUNES Luis	UEG
	SJ	STOYCHEVA Mariela	UEG

Judges			
	Rol	Name	NF
	CJP	DE JONGHE Joeri	BEL
	E1	MORGAN Clive	GBR
	E2	FREJEMARK Alexander	SWE
	E3	CABALEIRO Silvia	ESP
	E4	SHEVCHENKO Aleksandr	RUS
	E5	ABANA Marilia	POR
	D6	DIAS Davide	POR
	D7	COULTER Andrew	GBR

LEGEND

SJ-P President

CJP Chair of Judges' Panel **Ex** Execution Judges (x=1-5) **D6/D7** Difficulty Judges

R Reserve

Saturday, April 2nd
DMT Senior Men - Team Final

Superior Jury			
	Rol	Name	NF
	SJ-P	ZEMAN Vladimir	UEG
	SJ	VICENTE Miguel	UEG
	SJ	SIEGFRIED Patrick	UEG

Judges			
	Rol	Name	NF
	CJP	DE JONGHE Joeri	BEL
	E1	MORGAN Clive	GBR
	E2	FREJEMARK Alexander	SWE
	E3	CABALEIRO Silvia	ESP
	E4	SHEVCHENKO Aleksandr	RUS
	E5	ABANA Marilia	POR
	D6	VILLA Jorge	ESP
	D7	COULTER Andrew	GBR

LEGEND

SJ-P President

CJP Chair of Judges' Panel **Ex** Execution Judges (x=1-5) **D6/D7** Difficulty Judges

R Reserve



Team Final



DMT Men Team Final

Rk	Team			National Federation	TOTAL		
P	Req	Gymnast	#	E	Dif	Pen	Nota
1	Russia			RUS			116,600
1	1	ZALOMIN Mikhail	285	29,100	10,8		39,900
1	2	ZEBROV Aleksandr	283	29,100	10,0		39,100
1	3	GLADENKOV Andrei	282	27,600	10,0		37,600
4	4	ODINTSOV Aleksandr	284	25,800	10,0		35,800
2	Portugal			POR			110,100
1	1	COSTA Diogo	281	28,200	10,0		38,200
1	2	NOBRE Bruno	278	27,900	8,4		36,300
1	3	CAEIRO Joao	280	26,400	9,2		35,600
4	4	COSTA Francisco	279	27,000	7,2		34,200
3	Spain			ESP			109,100
1	1	PEREZ Daniel	272	26,700	10,1		36,800
1	2	SANTOS Antonio	270	27,300	9,2		36,500
1	3	MANJON Carlos	269	27,300	8,5		35,800
4	4	BERNARDEZ Alejandro	274	25,800	7,6		33,400
4	Great Britain			GBR			108,600
1	1	ATKINS Benjamin	274	28,500	8,4		36,900
1	2	McNABB Michael	276	27,900	8,4		36,300
1	3	HOUSTON Andrew	275	27,000	8,4		35,400
4	4	SALE Daniel	277	24,300	5,2		29,500
5	Denmark			DEN			101,500
1	1	JOERGENSEN Mikkel	267	27,300	7,2		34,500
1	2	MORTENSEN Emil	265	26,700	7,2		33,900
1	3	NIELSEN Andreas	266	26,700	6,4		33,100
4	4	SOENDERGAARD August	268	0,000			0,000

SJ-P:ZEMAN Vladimir (UEG) SJ:VICENTE Miguel (UEG) SJ:SIEGFRIED Patrick (UEG) CJP:DE JONGHE Joeri (BEL)
 E1:MORGAN Clive (GBR) E2:FREJEMARK Alexander (SWE) E3:CABALEIRO Silvia (ESP) E4:SHEVCHENKO Aleksandr (RUS) E5:ABANA Marilia (POR)
 D6:VILLA Jorge (ESP) D7:COULTER Andrew (GBR)



DMT Men Prelims

Rk	Team		National Federation		TOTAL		
P	Req	Gymnast	#	E	Dif	Pen	Nota
1	Russia			RUS			228,700
1	1	ZALOMIN Mikhail	285	29,100	9,2		38,300
1	2	GLADENKOV Andrei	282	27,900	9,2		37,100
1	3	ZEBROV Aleksandr	283	27,600	9,2		36,800
4	4	ODINTSOV Aleksandr	284	26,700	9,6		36,300
2	1	ODINTSOV Aleksandr	284	29,400	10,8		40,200
2	2	ZEBROV Aleksandr	283	28,200	10,4		38,600
2	3	GLADENKOV Andrei	282	28,500	9,2		37,700
2	4	ZALOMIN Mikhail	285	28,500	9,2		37,700
2	Spain			ESP			215,900
1	1	PEREZ Daniel	272	28,200	9,3		37,500
1	2	BERNARDEZ Alejandro	271	27,600	8,4		36,000
1	3	SANTOS Antonio	270	27,600	8,0		35,600
4	4	MANJON Carlos	269	0,000	0,0		0,000
2	1	MANJON Carlos	269	27,900	8,4		36,300
2	2	SANTOS Antonio	270	27,900	8,4		36,300
2	3	BERNARDEZ Alejandro	271	27,000	7,2		34,200
2	4	PEREZ Daniel	272	20,400	4,8		25,200
3	Portugal			POR			213,000
1	1	COSTA Diogo	281	28,200	8,8		37,000
1	2	COSTA Francisco	279	28,200	7,2		35,400
1	3	CAEIRO Joao	280	24,300	8,0		32,300
4	4	NOBRE Bruno	278	20,100	3,6		23,700
2	1	NOBRE Bruno	278	27,900	8,4		36,300
2	2	CAEIRO Joao	280	27,600	8,4		36,000
2	3	COSTA Diogo	281	27,600	8,4		36,000
2	4	COSTA Francisco	279	18,900	3,2		22,100
4	Great Britain			GBR			212,600
1	1	McNABB Michael	276	27,900	8,4		36,300
1	2	ATKINS Benjamin	274	27,600	8,1		35,700
1	3	HOUSTON Andrew	275	27,300	8,4		35,700
4	4	SALE Daniel	277	0,000	0,0		0,000
2	1	ATKINS Benjamin	274	27,000	8,4		35,400
2	2	HOUSTON Andrew	275	27,300	7,6		34,900
2	3	McNABB Michael	276	27,000	7,6		34,600
2	4	SALE Daniel	277	26,700	7,7		34,400



Team Qualification



DMT Men Prelims

Rk	Team	National Federation		TOTAL			
P	Req	Gymnast	#	E	Dif	Pen	Nota
5	Denmark		DEN				200,400
1	1	MORTENSEN Emil	265	27,600	7,2		34,800
1	2	SOENDERGAARD August	268	27,300	6,9		34,200
1	3	JOERGENSEN Mikkel	267	26,100	7,2		33,300
4	4	<i>NIELSEN Andreas</i>	<i>266</i>	<i>26,400</i>	<i>6,4</i>		<i>32,800</i>
2	1	JOERGENSEN Mikkel	267	26,400	6,8		33,200
2	2	NIELSEN Andreas	266	27,000	6,0		33,000
2	3	SOENDERGAARD August	268	25,500	6,4		31,900
2	4	<i>MORTENSEN Emil</i>	<i>265</i>	<i>19,800</i>	<i>3,6</i>		<i>23,400</i>

SJ-P:ZEMAN Vladimir (UEG) SJ-E:VAN WETERING Babette (UEG) SJ-D:NUNES Luis (UEG) CJP:DE JONGHE Joeri (BEL)
 E1:MORGAN Clive (GBR) E2:FREJEMARK Alexander (SWE) E3:CABALEIRO Silvia (ESP) E4:SHEVCHENKO Aleksandr (RUS) E5:ABANA Marilia (POR)
 D6:DIAS Davide (POR) D7:COULTER Andrew (GBR)



Saturday, April 2nd
SYNCHRO Junior Boys - Preliminary Round

Superior Jury			
	Rol	Name	NF
	SJ-E	STOYCHEVA Mariela	UEG
	SJ-E	SIEGFRIED Patrick	UEG
	SJ-D	VAN WETERING Babette	UEG

Judges			
	Rol	Name	NF
	CJP	AGAFONOVA Svetlana	RUS
	E1	BILSKA Malgorzata	POL
	E2	REHOROVA Martina	CZE
	E3	GUT Marcel	SUI
	E4	PEDOSON Merle	EST
	D6	FREDERIKSEN Trine	DEN
	D7	DE GANS William	NED
	ACJP	KOECHER Bernd	GER
	S8	BANASAKIS Theodoros	GRE
	R	JONES Andrew	GBR

LEGEND

SJ-P President **SJ-E** Execution Superior Jury **SJ-D** Difficulty Superior Jury
CJP Chair of Judges' Panel **Ex** Execution Judges (x=1-4) **D6/D7** Difficulty Judges **S8** Synchro Judge
R Reserve



SYNCHRO Boys Prelims REVISED



Rk	Name	#	NF	Pass	E	D	S	P	Score	Total
1	ILYINYKH Mikita FOMCHANKA Mikita	507	BLR	1	18,100		9,800		37,700	84,300
				2	15,900	13,1	8,800	46,600	Q	
2	MIKISHKA Artur DUDARAU Aliaksei	508	BLR	1	18,100		8,600		35,300	80,700
				2	14,300	13,7	8,700	45,400		
3	CHEVALIER Alexis RIOU Florestan	516	FRA	1	17,100		9,400		35,900	78,800
				2	14,300	10,8	8,900	42,900	Q	
4	BRADSHAW Alex NORTHOVER Rhys	518	GBR	1	17,500		9,100		35,700	78,600
				2	14,500	14,2	7,100	42,900	Q	
5	MAKRIS Evangelos MAKRIS Dimitrios	521	GRE	1	17,300		9,200	0,3	35,400	78,600
				2	14,500	11,1	8,800	43,200	Q	
6	LACHAVANNE Sebastien AMSLER Yann	532	SUI	1	16,100		9,600		35,300	78,500
				2	16,100	9,5	8,800	43,200	Q	
7	PATISSO COLONNA Samuele LAVINO Marco	523	ITA	1	17,100		9,000		35,100	78,400
				2	16,200	8,1	9,500	43,300	Q	
8	KLINGENBJERG Kristoffer JERNOV Carl Emil	512	DEN	1	16,300		9,100		34,500	77,300
				2	14,400	10,6	8,900	42,800	Q	
9	SAVCHENKO Artem IVANSKYI Mykyta	535	UKR	1	17,300		8,500		34,300	77,200
				2	16,000	9,3	8,800	42,900	Q	
10	NEUWIRTH Sebastian WIZANI Benny	506	AUT	1	16,500		8,700		33,900	76,800
				2	15,200	10,5	8,600	42,900	R	
11	YORDANOV Ivelin MIHALEV Mariyan	509	BUL	1	17,100		9,600		36,300	76,700
				2	14,400	9,2	8,400	40,400	R	
12	CHEUNG Lucas Andrea JENSEN Mathias	511	DEN	1	16,200		8,700		33,600	76,600
				2	14,200	11,4	8,700	43,000		
13	SANIKIDZE Timur KRYUCHKOV Nikolay	529	RUS	1	17,200		7,100		31,400	76,500
				2	16,100	12,4	8,300	45,100		
14	TAVARES Ruben MARTINS Goncalo	528	POR	1	16,100		7,200		30,500	75,800
				2	16,300	10,8	9,100	45,300		
15	KATKIEWICZ Slawomir WYSKIEL Maciej	527	POL	1	16,000		9,000		34,000	75,700
				2	13,800	11,1	8,400	41,700		
16	HARTMANN Felix SCHULDT Matthias	520	GER	1	16,900		8,800		34,500	75,500
				2	15,800	9,8	7,700	41,000		



SYNCHRO Boys Prelims

REVISED



Rk	Name	#	NF	Pass	E	D	S	P	Score	Total
17	BUYUKARSLAN Dogukan ALTINEL Koray	534	TUR	1 16,100 2 16,100		10,3	7,700 8,800		31,500 44,000	75,500
18	PELANT Michal RIEDL Ladislav	510	CZE	1 16,000 2 14,200		9,6	8,000 8,800		32,000 41,400	73,400
19	CUGUNOVAS Eigirdas DUBINOVIC Denis	524	LTU	1 14,600 2 14,400		9,0	9,200 8,200		33,000 39,800	72,800
20	VALLE Jordi LO PRETE Edoardo	522	ITA	1 15,500 2 13,900		8,9	8,100 8,000		31,700 38,800	70,500
21	DURAND Valentin CHARTIER Julian	517	FRA	1 13,900 2 15,100		10,3	7,200 7,200		28,300 39,800	68,100
22	BRUHIN Loan DOS REIS FERRAZ Bruno	531	SUI	1 16,300 2 9,000		6,7	7,900 5,000		32,100 25,700	57,800
23	SANCHEZ Raul MAICAS Jesus	514	ESP	1 16,700 2 6,100		3,9	9,300 3,100		35,300 16,200	51,500
24	SAMOILOV Denis DOROGIN Alexey	530	RUS	1 17,200 2 4,600		4,6	8,500 2,400		34,200 14,000	48,200
25	SCHMITZ Zilver VAN LANGEN Max	526	NED	1 16,000 2 2,800		2,9	9,100 1,900		34,200 9,500	43,700
26	DE VROE Eugeni VILARASAU Robert	513	ESP	1 16,600 2 1,600		1,3	8,400 0,900		33,400 4,700	38,100
27	LANGEL Siim LUKAS Kermo	515	EST	1 1,500 2 1,300		1,5	0,900 0,800		3,300 4,400	7,700

CJP:AGAFONOVA Svetlana (RUS)
 E1:BILSKA Malgorzata (POL) E2:REHOROVA Martina (CZE) E3:GUT Marcel (SUI) E4:PEDOSON Merle (EST) D6:FREDERIKSEN Trine (DEN) D7:DE GANS William (NED)
 ACJP:KOECHER Bernd (GER) S8:BANASAKIS Theodoros (GRE) R:JONES Andrew (GBR) SJ-E:STOICHEVA Mariela (UEG) SJ-E:SIEGFRIED Patrick (UEG) SJ-D:VAN
 WETERING Babara (UEG) SJ-D:BARANA Marija (GER) SJ-D:BEJKOVA Beja (RUS) SJ-D:BEJTRAM Francesca (ITA) SJ-D:BARMBRONO Michal (GER) SJ-D:ANDERSON



Sunday, April 3rd
SYNCHRO Junior Boys - Final

Superior Jury			
	Rol	Name	NF
	SJ	KARAVAEVA Irina	UEG
	SJ	STOYCHEVA Mariela	UEG
	SJ	VICENTE Miguel	UEG

Judges			
	Rol	Name	NF
	CJP	AGAFONOVA Svetlana	RUS
	E1	KOECHER Bernd	GER
	E2	REHOROVA Martina	CZE
	E3	FILGUEIRA Santiago	ESP
	E4	SIMAO Rute	POR
	D6	DE GANS William	NED
	D7	LEBEDZEVA Natallia	BLR
	S8	BANASAKIS Theodoros	GRE
	ACJP	BILSKA Malgorzata	POL
	R	ARATO Veronica	ITA







LEGEND

SJ-P President **SJ-E** Execution Superior Jury **SJ-D** Difficulty Superior Jury
CJP Chair of Judges' Panel **Ex** Execution Judges (x=1-4) **D6/D7** Difficulty Judges **S8** Synchro Judge
R Reserve

Rk	Name	#	NF	Pass	E	D	S	P	Score	Total
1	ILYINYKH Mikita FOMCHANKA Mikita	507	BLR	1	16,200	13,1	9,200		47,700	47,700
2	KLINGENBJERG Kristoffer JERNOV Carl Emil	512	DEN	1	15,100	10,6	9,400		44,500	44,500
3	CHEVALIER Alexis RIOU Florestan	516	FRA	1	15,200	10,8	8,800		43,600	43,600
4	PATISSO COLONNA Samuele LAVINO Marco	523	ITA	1	15,900	8,1	8,800		41,600	41,600
5	SAVCHENKO Artem IVANSKYI Mykyta	535	UKR	1	15,400	9,3	7,400		39,500	39,500
6	MAKRIS Evangelos MAKRIS Dimitrios	521	GRE	1	14,100	9,5	7,900		39,400	39,400
7	BRADSHAW Alex NORTHOVER Rhys	518	GBR	1	3,000	3,0	1,800	0,3	9,300	9,300
8	LACHAVANNE Sebastien AMSLER Yann	532	SUI	1	3,000	2,3	1,600		8,500	8,500

SJ:KARAVAEVA Irina (UEG) SJ:STOYCHEVA Mariela (UEG) SJ:VICENTE Miguel (UEG) CJP:AGAFONOVA Svetlana (RUS)
E1:KOECHER Bernd (GER) E2:REHOROVA Martina (CZE) E3:FILGUEIRA Santiago (ESP) E4:SIMAO Rute (POR) D6:DE GANS William (NED) D7:LEBEDZEVA Natallia (BLR)
S8:BANASAKIS Theodoros (GRE) ACJP:BILSKA Malgorzata (POL) R:ARATO Veronica (ITA)

Friday, April 1st
TUM Junior Girls - Preliminary Round

Superior Jury			
	Rol	Name	NF
	SJ-P	ZEMAN Vladimir	UEG 
	SJ-E	VICENTE Miguel	UEG 
	SJ-D	SIEGFRIED Patrick	UEG 

Judges			
	Rol	Name	NF
	CJP	JENSEN Ralph	DEN 
	E1	FERREIRA Joao	POR 
	E2	ROBERT Chrystel	FRA 
	E3	MUYLAERT Pascale	BEL 
	E4	HUSEYN-ZADA Adil	AZE 
	E5	TROFYMENKO Mykhaylo	UKR 
	D6	YERUSHEVICH Aliaksandr	BLR 
	D7	EVANS Gemma	GBR 
	R	SAFEIRIOU Paraskevi	GRE 

LEGEND

SJ-P President

CJP Chair of Judges' Panel **Ex** Execution Judges (x=1-5) **D6/D7** Difficulty Judges

R Reserve



TUM Girls Prelims



Rk	Name	#	NF	Pass	E	D	P	Score	Total
1	KEALY Megan	420	GBR	1	28,200	4,3		32,500	64,400
				2	26,400	5,5		31,900	
2	LEEMANS Anne	409	BEL	1	27,300	4,3		31,600	64,100
				2	27,000	5,5		32,500	
3	MADDOCK Shanice	419	GBR	1	28,200	4,3		32,500	64,000
				2	26,400	5,1		31,500	
4	SILICHEVA Irina	432	RUS	1	26,400	6,3		32,700	63,900
				2	26,400	4,8		31,200	
5	LAFFERTY Kaitlin	421	GBR	1	27,600	4,3		31,900	63,600
				2	27,000	4,7		31,700	
6	MILH Evi	408	BEL	1	27,000	4,3		31,300	63,500
				2	27,300	4,9		32,200	
7	PAVLUSHCHENKO Tatiana	431	RUS	1	26,700	4,4		31,100	62,500
				2	26,400	5,0		31,400	
8	BRATKOVA Diana	429	RUS	1	27,300	4,4		31,700	62,500
				2	25,800	5,0		30,800	
9	KORN Sarah	417	FRA	1	27,300	4,3		31,600	62,400
				2	26,100	4,7		30,800	
10	MORANCAIS Manon	416	FRA	1	26,700	4,3		31,000	62,300
				2	26,400	4,9		31,300	
11	LAANAYA Isma	414	FRA	1	27,000	4,3		31,300	62,300
				2	26,100	4,9		31,000	
12	SUHARD Elise	415	FRA	1	26,400	4,1		30,500	61,500
				2	26,100	4,9		31,000	
13	MOREIRA Ines	428	POR	1	27,000	4,3		31,300	61,500
				2	25,500	4,7		30,200	
14	SOERENSEN Freja	412	DEN	1	26,400	4,1		30,500	61,300
				2	26,100	4,7		30,800	
15	MOELGAARD Christine	411	DEN	1	26,700	4,1		30,800	59,700
				2	25,800	3,1		28,900	
16	HANSEN Sara La Cour	413	DEN	1	26,700	4,1		30,800	59,700
				2	25,800	3,1		28,900	

TUM Girls Prelims

Rk	Name	#	NF	Pass	E	D	P	Score	Total
17	STEPANOVA Elina	430	RUS	1 25,200 2 25,800	1,9 4,7			27,100 30,500	57,600
18	BARBA Maria	427	POR	1 27,000 2 24,300	4,0 2,2			31,000 26,500	57,500
19	VAVOURAKI Vasiliki	424	GRE	1 25,200 2 24,300	4,2 3,5			29,400 27,800	57,200
20	PLATANOPOULOU Anastasia	425	GRE	1 26,100 2 21,300	3,9 3,1			30,000 24,400	54,400
21	JENSEN Cecilie	410	DEN	1 24,900 2 23,700	2,4 3,0			27,300 26,700	54,000
22	CHRISTAKI Kalliopi	423	GRE	1 23,700 2 21,900	3,9 3,0			27,600 24,900	52,500
23	VALLERA Elissavet	426	GRE	1 15,900 2 24,300	1,0 3,9			16,900 28,200	45,100
24	ANTONIUS Aimee	418	GBR	1 27,600 2 0,000	4,3 0,000			31,900 0,000	31,900

SJ-P:ZEMAN Vladimir (UEG) SJ-E:VICENTE Miguel (UEG) SJ-D:SIEGFRIED Patrick (UEG) CJP:JENSEN Ralph (DEN)
E1:FERREIRA Joao (POR) E2:ROBERT Chrystel (FRA) E3:MUYLAERT Pascale (BEL) E4:HUSEYN-ZADA Adil (AZE) E5:TROFYMENKO Mykhaylo (UKR)
D6:YERUSHEVICH Aliaksandr (BLR) D7:EVANS Gemma (GBR) R:SAFEIRIOU Paraskevi (GRE)

Sunday, April 3rd
TUM Junior Girls - Final

Superior Jury			
	Rol	Name	NF
	SJ	KARAVAEVA Irina	UEG
	SJ	STOYCHEVA Mariela	UEG
	SJ	VICENTE Miguel	UEG

Judges			
	Rol	Name	NF
	CJP	ROBERT Chrystel	FRA
	E1	FERREIRA Joao	POR
	E2	YERUSHEVICH Aliaksandr	BLR
	E3	CUEVAS Cristina	ESP
	E4	TROFYMENKO Mykhaylo	UKR
	E5	JENSEN Ralph	DEN
	D6	MUYLAERT Pascale	BEL
	D7	EVANS Gemma	GBR
	R	SAFEIRIOU Paraskevi	GRE

LEGEND

SJ-P President

CJP Chair of Judges' Panel **Ex** Execution Judges (x=1-5) **D6/D7** Difficulty Judges

R Reserve



TUM Girls Final



Rk	Name	#	NF	Pass	E	D	P	Score	Total
1	LEEMANS Anne	409	BEL	1	26,700	5,5		32,200	64,700
				2	26,400	6,1		32,500	
2	SILICHEVA Irina	432	RUS	1	25,800	6,1		31,900	64,500
				2	26,700	5,9		32,600	
3	MILH Evi	408	BEL	1	27,600	4,7		32,300	63,900
				2	26,700	4,9		31,600	
4	PAVLUSHCHENKO Tatiana	431	RUS	1	27,300	4,4		31,700	63,400
				2	26,700	5,0		31,700	
5	MADDOCK Shanice	419	GBR	1	27,300	4,3		31,600	62,900
				2	27,000	4,3		31,300	
6	KEALY Megan	420	GBR	1	27,000	3,9		30,900	62,700
				2	26,700	5,1		31,800	
7	KORN Sarah	417	FRA	1	27,300	4,3		31,600	62,000
				2	26,100	4,3		30,400	
8	MORANCAIS Manon	416	FRA	1	26,400	4,3		30,700	59,500
				2	24,300	4,5		28,800	

SJ:KARAVAEVA Irina (UEG) SJ:STOYCHEVA Mariela (UEG) SJ:VICENTE Miguel (UEG) CJP:ROBERT Chrystel (FRA)
 E1:FERREIRA Joao (POR) E2:YERUSHEVICH Aliaksandr (BLR) E3:CUEVAS Cristina (ESP) E4:TROFYMENKO Mykhaylo (UKR) E5:JENSEN Ralph (DEN)
 D6:MUYLAERT Pascale (BEL) D7:EVANS Gemma (GBR) R:SAFEIRIOU Paraskevi (GRE)





Team Qualification



TUM Girls Prelims

Rk	Team		National Federation		TOTAL		
P	Req	Gymnast	#	E	Dif	Pen	Nota
1	Great Britain			GBR			192,000
1	1	MADDOCK Shanice	419	28,200	4,3		32,500
1	2	KEALY Megan	420	28,200	4,3		32,500
1	3	ANTONIUS Aimee	418	27,600	4,3		31,900
4	4	LAFFERTY Kaitlin	421	27,600	4,3		31,900
2	1	KEALY Megan	420	26,400	5,5		31,900
2	2	LAFFERTY Kaitlin	421	27,000	4,7		31,700
2	3	MADDOCK Shanice	419	26,400	5,1		31,500
2	4	ANTONIUS Aimee	418	0,000			0,000
2	Russia			RUS			188,900
1	1	SILICHEVA Irina	432	26,400	6,3		32,700
1	2	BRATKOVA Diana	429	27,300	4,4		31,700
1	3	PAVLUSHCHENKO Tatiana	431	26,700	4,4		31,100
4	4	STEPANOVA Elina	430	25,200	4,9		27,100
2	1	PAVLUSHCHENKO Tatiana	431	26,400	5,0		31,400
2	2	SILICHEVA Irina	432	26,400	4,8		31,200
2	3	BRATKOVA Diana	429	25,800	5,0		30,800
2	4	STEPANOVA Elina	430	25,800	4,7		30,500
3	France			FRA			187,200
1	1	KORN Sarah	417	27,300	4,3		31,600
1	2	LAANAYA Isma	414	27,000	4,3		31,300
1	3	MORANCAIS Manon	416	26,700	4,3		31,000
4	4	SUHARD Elise	415	26,400	4,1		30,500
2	1	MORANCAIS Manon	416	26,400	4,9		31,300
2	2	LAANAYA Isma	414	26,100	4,9		31,000
2	3	SUHARD Elise	415	26,100	4,9		31,000
2	4	KORN Sarah	417	26,100	4,7		30,800
4	Denmark			DEN			180,700
1	1	MOELGAARD Christine	411	26,700	4,1		30,800
1	2	HANSEN Sara La Cour	413	26,700	4,1		30,800
1	3	SOERENSEN Freja	412	26,400	4,1		30,500
4	4	JENSEN-Cecilie	410	24,900	2,4		27,300
2	1	SOERENSEN Freja	412	26,100	4,7		30,800
2	2	MOELGAARD Christine	411	25,800	3,1		28,900
2	3	HANSEN Sara La Cour	413	25,800	3,1		28,900
2	4	JENSEN-Cecilie	410	23,700	3,0		26,700



Team Qualification



TUM Girls Prelims

Rk	Team	National Federation		TOTAL			
P	Req	Gymnast	#	E	Dif	Pen	Nota
5	Greece						167,900
		GRE					
1	1	PLATANOPOULOU Anastasia	425	26,100	3,9		30,000
1	2	VAVOURAKI Vasiliki	424	25,200	4,2		29,400
1	3	CHRISTAKI Kalliopi	423	23,700	3,9		27,600
4	4	VALLERA Elissavet	426	15,900	1,0		16,900
2	1	VALLERA Elissavet	426	24,300	3,9		28,200
2	2	VAVOURAKI Vasiliki	424	24,300	3,5		27,800
2	3	CHRISTAKI Kalliopi	423	21,900	3,0		24,900
2	4	PLATANOPOULOU Anastasia	425	21,300	3,1		24,400

SJ-P:ZEMAN Vladimir (UEG) SJ-E:VICENTE Miguel (UEG) SJ-D:SIEGFRIED Patrick (UEG) CJP:JENSEN Ralph (DEN)
 E1:FERREIRA Joao (POR) E2:ROBERT Chrystal (FRA) E3:MUYLAERT Pascale (BEL) E4:HUSEYN-ZADA Adil (AZE) E5:TROFYMENKO Mykhaylo (UKR)
 D6:YERUSHEVICH Aliaksandr (BLR) D7:EVANS Gemma (GBR) R:SAFEIRIOU Paraskevi (GRE)



Saturday, April 2nd
TUM Junior Girls - Team Final

Superior Jury			
	Rol	Name	NF
	SJ-P	ZEMAN Vladimir	UEG
	SJ	SIEGFRIED Patrick	UEG
	SJ	VICENTE Miguel	UEG

Judges			
	Rol	Name	NF
	CJP	JENSEN Ralph	DEN
	E1	FERREIRA Joao	POR
	E2	YERUSHEVICH Aliaksandr	BLR
	E3	MUYLAERT Pascale	BEL
	E4	HUSEYN-ZADA Adil	AZE
	E5	TROFYMENKO Mykhaylo	UKR
	D6	ROBERT Chrystel	FRA
	D7	EVANS Gemma	GBR
	R	CUEVAS Cristina	ESP

LEGEND

SJ-P President

CJP Chair of Judges' Panel **Ex** Execution Judges (x=1-5) **D6/D7** Difficulty Judges

R Reserve

TUM Girls Team Final

Rk	Team			National Federation	TOTAL		
P	Req	Gymnast	#	E	Dif	Pen	Nota
1	Great Britain			GBR	97,300		
1	1	KEALY Megan	420	27,600	5,5		33,100
1	2	MADDOCK Shanice	419	27,900	4,7		32,600
1	3	LAFFERTY Kaitlin	421	27,300	4,3		31,600
2	Russia			RUS	94,700		
1	1	BRATKOVA Diana	429	27,300	4,4		31,700
1	2	STEPANOVA Elina	430	27,300	4,3		31,600
1	3	PAVLUSHCHENKO Tatiana	431	27,000	4,4		31,400
4	4	<i>SILICHEVA Irina</i>	432	24,000	6,1	0,1	30,000
3	France			FRA	94,200		
1	1	MORANCAIS Manon	416	27,600	4,3		31,900
1	2	KORN Sarah	417	27,000	4,3		31,300
1	3	LAANAYA Isma	414	26,700	4,3		31,000
4	4	<i>SUHARD Elise</i>	415	25,200	4,9		27,100
4	Denmark			DEN	92,800		
1	1	SOERENSEN Freja	412	27,000	4,3		31,300
1	2	HANSEN Sara La Cour	413	27,000	4,3		31,300
1	3	MOELGAARD Christine	411	26,100	4,1		30,200
4	4	<i>JENSEN Cecilie</i>	410	24,000	3,9		27,900
5	Greece			GRE	87,800		
1	1	VAVOURAKI Vasiliki	424	26,400	4,2		30,600
1	2	PLATANOPOULOU Anastasia	425	25,500	3,9		29,400
1	3	VALLERA Elissavet	426	24,300	3,5		27,800
4	4	<i>CHRISTAKI Kalliopi</i>	423	22,800	2,0		24,800

SJ-P:ZEMAN Vladimir (UEG) SJ-SIEGFRIED Patrick (UEG) SJ-VICENTE Miguel (UEG) CJP:JENSEN Ralph (DEN)
 E1:FERREIRA Joao (POR) E2:YERUSHEVICH Aliaksandr (BLR) E3:MUylaERT Pascale (BEL) E4:HUSEYN-ZADA Adil (AZE) E5:TROFYMENKO Mykhaylo (UKR)
 D6:ROBERT Chrystel (FRA) D7:EVANS Gemma (GBR) R:CUEVAS Cristina (ESP)

Friday, April 1st
TUM Junior Boys - Preliminary Round

Superior Jury			
	Rol	Name	NF
	SJ-P	ZEMAN Vladimir	UEG
	SJ-E	VICENTE Miguel	UEG
	SJ-D	SIEGFRIED Patrick	UEG
















Judges			
	Rol	Name	NF
	CJP	FERREIRA Joao	POR
	E1	JENSEN Ralph	DEN
	E2	YERUSHEVICH Aliksandr	BLR
	E3	EVANS Gemma	GBR
	E4	HUSEYN-ZADA Adil	AZE
	E5	TROFYMENKO Mykhaylo	UKR
	D6	ROBERT Chrystel	FRA
	D7	MUYLAERT Pascale	BEL
	R	SAFEIRIOU Paraskevi	GRE

LEGEND

SJ-P President

CJP Chair of Judges' Panel **Ex** Execution Judges (x=1-5) **D6/D7** Difficulty Judges

R Reserve

Rk	Name	#	NF	Pass	E	D	P	Score	Total
1	AFANASEV Vadim	383	 RUS	1	27,600	10,4		38,000	75,400
				2	27,900	9,5		37,400	
2	STEFFENSEN Rasmus	374	 DEN	1	26,100	8,2		34,300	71,900
				2	28,200	9,4		37,600	
3	MULHALL Kallum	377	 GBR	1	27,600	6,4		34,000	70,800
				2	28,200	8,6		36,800	
4	LENIN Nikita	381	 RUS	1	27,600	8,4		36,000	70,800
				2	26,700	8,1		34,800	
5	PADDOCK Jaydon	378	 GBR	1	28,500	6,2		34,700	70,100
				2	27,000	8,4		35,400	
6	FINN William	375	 GBR	1	27,900	6,2		34,100	67,700
				2	27,000	6,6		33,600	
7	NAVASELAU Dzmitry	370	 BLR	1	27,600	5,9		33,500	67,000
				2	27,000	6,5		33,500	
8	RIABIKOV Maksim	382	 RUS	1	25,500	7,6		33,100	67,000
				2	27,000	6,9		33,900	
9	MENSAH Dominic	376	 GBR	1	26,400	6,4		32,800	65,900
				2	25,200	7,9		33,100	
10	KRIVULIA Yuriy	380	 RUS	1	23,700	8,3		32,000	65,000
				2	26,100	6,9		33,000	
11	HOUBRECHTS Noah	369	 BEL	1	25,800	6,3		32,100	64,500
				2	26,400	6,0		32,400	
12	VILELA Diogo	379	 POR	1	26,700	6,4		33,100	64,400
				2	24,600	6,7		31,300	
13	FREDERIKSEN Emil	373	 DEN	1	26,400	4,4		30,800	62,800
				2	26,100	5,9		32,000	
14	BREDVIG Alexander	372	 DEN	1	27,900	4,3		32,200	62,100
				2	25,200	4,7		29,900	
15	LUCASSEN Andreas	371	 DEN	1	26,400	4,3		30,700	61,400
				2	25,200	5,5		30,700	

SJ-P:ZEMAN Vladimir (UEG) SJ-E:VICENTE Miguel (UEG) SJ-D:SIEGFRIED Patrick (UEG) CJP:FERREIRA Joao (POR)
 E1:JENSEN Ralph (DEN) E2:YERUSHEVICH Aliaksandr (BLR) E3:EVANS Gemma (GBR) E4:HUSEYN-ZADA Adil (AZE) E5:TROFYMENKO Mykhaylo (UKR)
 D6:ROBERT Chrystel (FRA) D7:MUYLAERT Pascale (BEL) R:SAFEIRIOU Paraskevi (GRE)

Sunday, April 3rd
TUM Junior Boys - Final

Superior Jury			
	Rol	Name	NF
	SJ	KARAVAEVA Irina	UEG
	SJ	STOYCHEVA Mariela	UEG
	SJ	VICENTE Miguel	UEG

Judges			
	Rol	Name	NF
	CJP	ROBERT Chrystel	FRA
	E1	JENSEN Ralph	DEN
	E2	YERUSHEVICH Aliaksandr	BLR
	E3	EVANS Gemma	GBR
	E4	FERREIRA Joao	POR
	E5	MUYLAERT Pascale	BEL
	D6	HUSEYN-ZADA Adil	AZE
	D7	TROFYMENKO Mykhaylo	UKR
	R	CUEVAS Cristina	ESP

LEGEND

SJ-P President

CJP Chair of Judges' Panel **Ex** Execution Judges (x=1-5) **D6/D7** Difficulty Judges

R Reserve

TUM Boys Final



Rk	Name	#	NF	Pass	E	D	P	Score	Total
1	STEFFENSEN Rasmus	374	DEN	1 27,000 2 27,900	10,3 9,4			37,300 37,300	74,600
2	AFANASEV Vadim	383	RUS	1 27,600 2 26,700	10,4 9,5			38,000 36,200	74,200
3	MULHALL Kallum	377	GBR	1 27,600 2 27,600	8,3 9,4			35,900 37,000	72,900
4	LENIN Nikita	381	RUS	1 27,000 2 27,600	8,4 8,1			35,400 35,700	71,100
5	PADDOCK Jaydon	378	GBR	1 27,600 2 26,400	8,3 8,4			35,900 34,800	70,700
6	NAVASELAU Dzmitry	370	BLR	1 27,600 2 26,700	5,9 6,5			33,500 33,200	66,700
7	VILELA Diogo	379	POR	1 25,800 2 27,000	6,8 6,8			32,600 33,800	66,400
8	HOUBRECHTS Noah	369	BEL	1 25,500 2 26,700	6,5 5,6			32,000 32,300	64,300

SJ:KARAVAEVA Irina (UEG) SJ:STOYCHEVA Mariela (UEG) SJ:VICENTE Miguel (UEG) CJP:ROBERT Chrystel (FRA)
E1:JENSEN Ralph (DEN) E2:YERUSHEVICH Aliaksandr (BLR) E3:EVANS Gemma (GBR) E4:FERREIRA Joao (POR) E5:MUYLEAERT Pascale (BEL)
D6:HUSEYN-ZADA Adil (AZE) D7:TROFYMENKO Mykhaylo (UKR) R:CUEVAS Cristina (ESP)



Team Qualification



TUM Boys Prelims

Rk	Team		National Federation	TOTAL			
P	Req	Gymnast	#	E	Dif	Pen	Nota
1	Russia		RUS	213,200			
1	1	AFANASEV Vadim	383	27,600	10,4		38,000
1	2	LENIN Nikita	381	27,600	8,4		36,000
1	3	RIABIKOV Maksim	382	25,500	7,6		33,100
4	4	KRIVULIA Yuriy	380	23,700	8,3		32,000
2	1	AFANASEV Vadim	383	27,900	9,5		37,400
2	2	LENIN Nikita	381	26,700	8,1		34,800
2	3	RIABIKOV Maksim	382	27,000	6,9		33,900
2	4	KRIVULIA Yuriy	380	26,100	6,9		33,000
2	Great Britain		GBR	208,600			
1	1	PADDOCK Jaydon	378	28,500	6,2		34,700
1	2	FINN William	375	27,900	6,2		34,100
1	3	MULHALL Kallum	377	27,600	6,4		34,000
4	4	MENSAH Dominic	376	26,400	6,4		32,800
2	1	MULHALL Kallum	377	28,200	8,6		36,800
2	2	PADDOCK Jaydon	378	27,000	8,4		35,400
2	3	FINN William	375	27,000	6,6		33,600
2	4	MENSAH Dominic	376	25,200	7,9		33,100
3	Denmark		DEN	197,600			
1	1	STEFFENSEN Rasmus	374	26,100	8,2		34,300
1	2	BREDVIG Alexander	372	27,900	4,3		32,200
1	3	FREDERIKSEN Emil	373	26,400	4,4		30,800
4	4	LUCASSEN Andreas	374	26,400	4,3		30,700
2	1	STEFFENSEN Rasmus	374	28,200	9,4		37,600
2	2	FREDERIKSEN Emil	373	26,100	5,9		32,000
2	3	LUCASSEN Andreas	371	25,200	5,5		30,700
2	4	BREDVIG Alexander	372	25,200	4,7		29,900

SJ-P:ZEMAN Vladimir (UEG) SJ-E:VICENTE Miguel (UEG) SJ-D:SIEGFRIED Patrick (UEG) CJP:FERREIRA Joao (POR)
 E1:JENSEN Ralph (DEN) E2:YERUSHEVICH Aliaksandr (BLR) E3:EVANS Gemma (GBR) E4:HUSEYN-ZADA Adil (AZE) E5:TROFYMENKO Mykhaylo (UKR)
 D6:ROBERT Chrystel (FRA) D7:MUYLAERT Pascale (BEL) R:SAFEIRIOU Paraskevi (GRE)



Saturday, April 2nd
TUM Junior Boys - Team Final

Superior Jury			
	Rol	Name	NF
	SJ-P	ZEMAN Vladimir	UEG
	SJ	SIEGFRIED Patrick	UEG
	SJ	VICENTE Miguel	UEG

Judges			
	Rol	Name	NF
	CJP	JENSEN Ralph	DEN
	E1	FERREIRA Joao	POR
	E2	YERUSHEVICH Aliaksandr	BLR
	E3	MUYLAERT Pascale	BEL
	E4	ROBERT Chrystel	FRA
	E5	TROFYMENKO Mykhaylo	UKR
	D6	BELIKOVA Raisa	RUS
	D7	EVANS Gemma	GBR
	R	CUEVAS Cristina	ESP

LEGEND

SJ-P President

CJP Chair of Judges' Panel **Ex** Execution Judges (x=1-5) **D6/D7** Difficulty Judges

R Reserve



Team Final



TUM Boys Team Final

Rk	Team	National Federation					TOTAL
P	Req	Gymnast	#	E	Dif	Pen	Nota
1	Great Britain	GBR					107,600
1	1	MULHALL Kallum	377	28,200	9,4		37,600
1	2	PADDOCK Jaydon	378	26,700	9,1		35,800
1	3	MENSAH Dominic	376	26,700	7,5		34,200
4	4	FINN William	375	27,300	6,2		33,500
2	Russia	RUS					106,900
1	1	LENIN Nikita	381	27,600	8,4		36,000
1	2	KRIVULIA Yuriy	380	27,600	8,3		35,900
1	3	AFANASEV Vadim	383	26,700	8,3		35,000
4	4	RIABIKOV Maksim	382	27,000	7,8		34,800
3	Denmark	DEN					101,700
1	1	STEFFENSEN Rasmus	374	27,300	10,3		37,600
1	2	FREDERIKSEN Emil	373	27,000	5,5		32,500
1	3	BREDVIG Alexander	372	26,100	5,5		31,600
4	4	LUCASSEN Andreas	371	26,100	5,1		31,200

SJ-P:ZEMAN Vladimir (UEG) SJ:SIEGFRIED Patrick (UEG) SJ:VICENTE Miguel (UEG) CJP:JENSEN Ralph (DEN)
 E1:FERREIRA Joao (POR) E2:YERUSHEVICH Aliaksandr (BLR) E3:MUYLEAERT Pascale (BEL) E4:ROBERT Chrystel (FRA) E5:TROFYMENKO Mykhaylo (UKR)
 D6:BELIKOVA Raisa (RUS) D7:EVANS Gemma (GBR) R:CUEVAS Cristina (ESP)



Thursday, March 31st
TUM Senior Women - Preliminary Round

Superior Jury			
	Rol	Name	NF
	SJ-P	ZEMAN Vladimir	UEG
	SJ-E	VAN WETERING Babette	UEG
	SJ-D	NUNES Luis	UEG

Judges			
	Rol	Name	NF
	CJP	FERREIRA Joao	POR
	E1	JENSEN Ralph	DEN
	E2	ARMSTRONG Michael	GBR
	E3	MUYLAERT Pascale	BEL
	E4	TROFYMENKO Mykhaylo	UKR
	E5	LIMBACH-TARIN Marion	FRA
	D6	BELIKOVA Raisa	RUS
	D7	YERUSHEVICH Aliaksandr	BLR
	R	CUEVAS Cristina	ESP

LEGEND

SJ-P President

CJP Chair of Judges' Panel **Ex** Execution Judges (x=1-5) **D6/D7** Difficulty Judges

R Reserve



TUM Women Prelims








Rk	Name	#	NF	Pass	E	D	P	Score	Total
1	KORBEINIKOVA Anna	404	RUS	1	27,000	6,4		33,400	68,600
				2	27,300	7,9		35,200	
2	COLEBECK Lucie	397	GBR	1	27,600	6,1		33,700	67,600
				2	28,800	5,1		33,900	
3	DAVIES Rachel	398	GBR	1	26,400	6,2		32,600	65,600
				2	27,900	5,1		33,000	
4	DANILENKO Viktoriia	403	RUS	1	25,500	7,9		33,400	64,800
				2	24,600	6,8		31,400	
5	ISUPOVA Anastasiia	401	RUS	1	26,400	6,4		32,800	64,300
				2	24,600	6,9		31,500	
6	CALLON Lea	394	FRA	1	26,400	6,3		32,700	64,100
				2	26,400	5,0		31,400	
7	PARAKHINA Natalia	402	RUS	1	25,800	6,1		31,900	64,000
				2	27,000	5,1		32,100	
8	DELOGE Marie	395	FRA	1	26,100	6,4		32,500	63,800
				2	25,800	5,5		31,300	
9	PEETERS Tachina	385	BEL	1	25,500	6,1		31,600	63,500
				2	26,400	5,5		31,900	
10	TAITE Yasmin	400	GBR	1	25,500	6,1		31,600	63,100
				2	26,400	5,1		31,500	
11	NOERBY Johanne	390	DEN	1	27,300	4,3		31,600	62,800
				2	26,100	5,1		31,200	
12	BAYEVA Kateryna	407	UKR	1	26,700	4,3		31,000	62,500
				2	26,400	5,1		31,500	
13	JOERGENSEN Anne-Sofie Juhl	392	DEN	1	26,700	4,3		31,000	62,100
				2	26,400	4,7		31,100	
14	WAMBOTE Emilie	396	FRA	1	25,500	5,7	0,1	31,100	62,000
				2	26,100	4,9	0,1	30,900	
15	VERMEULEN Silke	384	BEL	1	27,000	4,3		31,300	61,800
				2	25,800	4,7		30,500	
16	SMOLIAR Hanna	387	BLR	1	26,100	3,9		30,000	60,300
				2	25,800	4,5		30,300	

Rk	Name	#	NF	Pass	E	D	P	Score	Total
17	MIKKELSEN Anne	389	DEN	1 27,000 2 25,800	4,2 3,1			31,200 28,900	60,100
18	KOZIARSKA Daryna	405	UKR	1 25,800 2 24,900	4,3 4,6			30,100 29,500	59,600
19	ALIEKSIEIEVA Daria	406	UKR	1 24,000 2 26,400	4,3 4,9			28,300 31,300	59,600
20	ZAYATS Palina	388	BLR	1 26,700 2 23,100	4,1 4,5			30,800 27,600	58,400
21	LAMPERIM Lauriane	393	FRA	1 26,700 2 24,900	4,3 2,3			31,000 27,200	58,200
22	KISIALIOVA Iryna	386	BLR	1 26,700 2 24,600	4,0 2,4			30,700 27,000	57,700
23	LONG Ashleigh	399	GBR	1 26,400 2 0,000	4,3 0,000			30,700 0,000	30,700

SJ-P:ZEMAN Vladimir (UEG) SJ-E:VAN WETERING Babette (UEG) SJ-D:NUNES Luis (UEG) CJP:FERREIRA Joao (POR)
E1.:JENSEN Ralph (DEN) E2:ARMSTRONG Michael (GBR) E3:MUylaERT Pascale (BEL) E4:TROFYMENKO Mykhaylo (UKR) E5:LIMBACH-TARIN Marion (FRA)
D6:BELIKOVA Raisa (RUS) D7:YERUSHEVICH Aliaksandr (BLR) R:CUEVAS Cristina (ESP)

Sunday, April 3rd
TUM Senior Women - Final

Superior Jury			
	Rol	Name	NF
	SJ	KARAVAEVA Irina	UEG 
	SJ	STOYCHEVA Mariela	UEG 
	SJ	VICENTE Miguel	UEG 

Judges			
	Rol	Name	NF
	CJP	FERREIRA Joao	POR 
	E1	JENSEN Ralph	DEN 
	E2	BELIKOVA Raisa	RUS 
	E3	MUYLAERT Pascale	BEL 
	E4	ARMSTRONG Michael	GBR 
	E5	LIMBACH-TARIN Marion	FRA 
	D6	TROFYMENKO Mykhaylo	UKR 
	D7	YERUSHEVICH Aliaksandr	BLR 
	R	SAFEIRIOU Paraskevi	GRE 

LEGEND


SJ-P President

CJP Chair of Judges' Panel **Ex** Execution Judges (x=1-5) **D6/D7** Difficulty Judges

R Reserve

TUM Women Final



Rk	Name	#	NF	Pass	E	D	P	Score	Total
1	KORBEINIKOVA Anna	404	 RUS	1	25,500	7,9		33,400	67,700
				2	26,400	7,9		34,300	
2	COLEBECK Lucie	397	 GBR	1	27,000	6,0		33,000	66,900
				2	27,600	6,3		33,900	
3	DAVIES Rachel	398	 GBR	1	27,000	6,2		33,200	66,600
				2	27,000	6,4		33,400	
4	PEETERS Tachina	385	 BEL	1	27,900	5,5		33,400	66,500
				2	27,000	6,1		33,100	
5	DANILENKO Viktoriia	403	 RUS	1	24,300	7,9		32,200	64,400
				2	25,500	6,7		32,200	
6	NOERBY Johanne	390	 DEN	1	26,700	5,5		32,200	63,900
				2	27,000	4,7		31,700	
7	CALLON Lea	394	 FRA	1	26,100	6,1		32,200	63,500
				2	26,700	4,6		31,300	
8	DELOGE Marie	395	 FRA	1	24,600	3,9		28,500	60,100
				2	25,500	6,1		31,600	

SJ:KARVAEVA Irina (UEG) SJ:STOICHEVA Mariela (UEG) SJ:VICENTE Miguel (UEG) CJP:FERREIRA Joao (POR)
 E1:JENSEN Ralph (DEN) E2:BELIKOVA Raisa (RUS) E3:MUYLEAERT Pascale (BEL) E4:ARMSTRONG Michael (GBR) E5:LIMBACH-TARIN Marion (FRA)
 D6:TROFYMENKO Mykhaylo (UKR) D7:YERUSHEVICH Aliaksandr (BLR) R:SAFEIRIOU Paraskevi (GRE)



Team Qualification



TUM Women Prelims

Rk	Team		National Federation	TOTAL			
P	Req	Gymnast	#	E	Dif	Pen	Nota
1	Russia		RUS	198,400			
1	1	KOROBEGINIKOVA Anna	404	27,000	6,4		33,400
1	2	DANILENKO Viktoriia	403	25,500	7,9		33,400
1	3	ISUPOVA Anastasiia	401	26,400	6,4		32,800
4	4	PARAKHINA Natalia	402	25,800	6,4		31,900
2	1	KOROBEGINIKOVA Anna	404	27,300	7,9		35,200
2	2	PARAKHINA Natalia	402	27,000	5,1		32,100
2	3	ISUPOVA Anastasiia	401	24,600	6,9		31,500
2	4	DANILENKO Viktoriia	403	24,600	6,8		31,400
2	Great Britain		GBR	196,300			
1	1	COLEBECK Lucie	397	27,600	6,1		33,700
1	2	DAVIES Rachel	398	26,400	6,2		32,600
1	3	TAITE Yasmin	400	25,500	6,1		31,600
4	4	LONG Ashleigh	399	26,400	4,3		30,700
2	1	COLEBECK Lucie	397	28,800	5,1		33,900
2	2	DAVIES Rachel	398	27,900	5,1		33,000
2	3	TAITE Yasmin	400	26,400	5,1		31,500
2	4	LONG Ashleigh	399	0,000			0,000
3	France		FRA	189,900			
1	1	CALLON Lea	394	26,400	6,3		32,700
1	2	DELOGE Marie	395	26,100	6,4		32,500
1	3	WAMBOTE Emilie	396	25,500	5,7	0,1	31,100
4	4	LAMPERIM Lauriane	393	26,700	4,3		31,000
2	1	CALLON Lea	394	26,400	5,0		31,400
2	2	DELOGE Marie	395	25,800	5,5		31,300
2	3	WAMBOTE Emilie	396	26,100	4,9	0,1	30,900
2	4	LAMPERIM Lauriane	393	24,900	2,3		27,200
4	Denmark		DEN	185,000			
1	1	NOERBY Johanne	390	27,300	4,3		31,600
1	2	MIKKELSEN Anne	389	27,000	4,2		31,200
1	3	JOERGENSEN Anne	392	26,700	4,3		31,000
2	1	NOERBY Johanne	390	26,100	5,1		31,200
2	2	JOERGENSEN Anne	392	26,400	4,7		31,100
2	3	MIKKELSEN Anne	389	25,800	3,1		28,900



Team Qualification



TUM Women Prelims

Rk	Team		National Federation	TOTAL			
P	Req	Gymnast	#	E	Dif	Pen	Nota
5	Ukraine		UKR	181,700			
1	1	BAYEVA Kateryna	407	26,700	4,3		31,000
1	2	KOZIARSKA Daryna	405	25,800	4,3		30,100
1	3	ALIEKSIEIEVA Daria	406	24,000	4,3		28,300
2	1	BAYEVA Kateryna	407	26,400	5,1		31,500
2	2	ALIEKSIEIEVA Daria	406	26,400	4,9		31,300
2	3	KOZIARSKA Daryna	405	24,900	4,6		29,500
6	Belarus		BLR	176,400			
1	1	ZAYATS Palina	388	26,700	4,1		30,800
1	2	KISIALIOVA Iryna	386	26,700	4,0		30,700
1	3	SMOLIAR Hanna	387	26,100	3,9		30,000
2	1	SMOLIAR Hanna	387	25,800	4,5		30,300
2	2	ZAYATS Palina	388	23,100	4,5		27,600
2	3	KISIALIOVA Iryna	386	24,600	2,4		27,000

SJ-P:ZEMAN Vladimir (UEG) SJ-E:VAN WETERING Babette (UEG) SJ-D:NUNES Luis (UEG) CJP:FERREIRA Joao (POR)
 E1:JENSEN Ralph (DEN) E2:ARMSTRONG Michael (GBR) E3:MUYLAERT Pascale (BEL) E4:TROFYMENKO Mykhaylo (UKR) E5:LIMBACH-TARIN Marion (FRA)
 D6:BELIKOVA Raisa (RUS) D7:YERUSHEVICH Aliaksandr (BLR) R:CUEVAS Cristina (ESP)



Saturday, April 2nd
TUM Senior Women - Team Final

Superior Jury			
	Rol	Name	NF
	SJ-P	ZEMAN Vladimir	UEG
	SJ	SIEGFRIED Patrick	UEG
	SJ	VICENTE Miguel	UEG

Judges			
	Rol	Name	NF
	CJP	JENSEN Ralph	DEN
	E1	FERREIRA Joao	POR
	E2	SAFEIRIOU Paraskevi	GRE
	E3	HUSEYN-ZADA Adil	AZE
	E4	MUYLAERT Pascale	BEL
	E5	YERUSHEVICH Aliaksandr	BLR
	D6	BELIKOVA Raisa	RUS
	D7	ARMSTRONG Michael	GBR
	R	CUEVAS Cristina	ESP

LEGEND

SJ-P President

CJP Chair of Judges' Panel **Ex** Execution Judges (x=1-5) **D6/D7** Difficulty Judges

R Reserve



Team Final









TUM Women Team Final


Rk	Team		National Federation	TOTAL			
P	Req	Gymnast	#	E	Dif	Pen	Nota
1	Great Britain		GBR	103,800			
1	1	DAVIES Rachel	398	28,500	6,4		34,900
1	2	COLEBECK Lucie	397	27,900	6,7		34,600
1	3	LONG Ashleigh	399	28,800	5,5		34,300
4	4	TAITE Yasmin	400	27,600	6,5		34,100
2	Russia		RUS	102,400			
1	1	KOROBEGINIKOVA Anna	404	27,600	7,9		35,500
1	2	ISUPOVA Anastasiia	401	27,000	6,7		33,700
1	3	PARAKHINA Natalia	402	26,700	6,5		33,200
4	4	DANILENKO Viktoriia	403	25,500	6,2		31,700
3	France		FRA	96,900			
1	1	CALLON Lea	394	26,700	6,1		32,800
1	2	DELOGE Marie	395	26,100	6,2		32,300
1	3	WAMBOTE Emilie	396	27,000	4,9	0,1	31,800
4	4	LAMPERIM Lauriane	393	27,300	4,3		31,600
4	Denmark		DEN	93,600			
1	1	NOERBY Johanne	390	27,000	4,7		31,700
1	2	JOERGENSEN Anne	392	27,300	4,3		31,600
1	3	MIKKELSEN Anne	389	26,100	4,2		30,300
5	Ukraine		UKR	92,200			
1	1	ALIEKSIEIEVA Daria	406	24,900	6,0		30,900
1	2	KOZIARSKA Daryna	405	26,400	4,3		30,700
1	3	BAYEVA Kateryna	407	25,500	5,1		30,600

SJ-P:ZEMAN Vladimir (UEG) SJ:SIEGFRIED Patrick (UEG) SJ:VICENTE Miguel (UEG) CJP:JENSEN Ralph (DEN)
 E1:FERREIRA Joao (POR) E2:SAFEIRIOU Paraskevi (GRE) E3:HUSEYN-ZADA Adil (AZE) E4:MUYLART Pascale (BEL) E5:YERUSHEVICH Aliaksandr (BLR)
 D6:BELIKOVA Raisa (RUS) D7:ARMSTRONG Michael (GBR) R:CUEVAS Cristina (ESP)



Thursday, March 31st
TUM Senior Men - Preliminary Round

Superior Jury			
	Rol	Name	NF
	SJ-P	ZEMAN Vladimir	UEG 
	SJ-E	VAN WETERING Babette	UEG 
	SJ-D	NUNES Luis	UEG 

















Judges			
	Rol	Name	NF
	CJP	JENSEN Ralph	DEN 
	E1	FERREIRA Joao	POR 
	E2	MUYLAERT Pascale	BEL 
	E3	HUSEYN-ZADA Adil	AZE 
	E4	BELIKOVA Raisa	RUS 
	E5	YERUSHEVICH Aliaksandr	BLR 
	D6	TROFYMENKO Mykhaylo	UKR 
	D7	LIMBACH-TARIN Marion	FRA 
	R	CUEVAS Cristina	ESP 

LEGEND

SJ-P President

CJP Chair of Judges' Panel **Ex** Execution Judges (x=1-5) **D6/D7** Difficulty Judges

R Reserve

Rk	Name	#	NF	Pass	E	D	P	Score	Total
1	MURTAZAEV Tagir	363	 RUS	1	28,200	10,5		38,700	78,500
				2	28,200	11,6		39,800	Q
2	WILLERTON Kristof	359	 GBR	1	28,500	10,5		39,000	77,600
				2	28,200	10,4		38,600	Q
3	NOSKOV Grigory	364	 RUS	1	27,300	10,7		38,000	77,500
				2	27,900	11,6		39,500	Q
4	WESCH Anders Emil	352	 DEN	1	28,200	10,5		38,700	76,800
				2	28,200	9,9		38,100	Q
5	PODUST Timofei	365	 RUS	1	28,200	10,7		38,900	76,800
				2	27,900	10,0		37,900	
6	TOWNLEY Greg	358	 GBR	1	28,200	9,0		37,200	75,600
				2	28,500	9,9		38,400	Q
7	DARASHUK Dzmitry	349	 BLR	1	27,900	10,5		38,400	75,000
				2	26,700	9,9		36,600	Q
8	SOERENSEN Lasse Pihl	350	 DEN	1	27,600	8,4		36,000	74,100
				2	28,200	9,9		38,100	Q
9	MALKIN Mikhail	345	 AZE	1	28,500	8,5		37,000	72,700
				2	27,000	8,7		35,700	Q
10	ESKESEN Magnus	351	 DEN	1	27,600	8,4		36,000	71,600
				2	27,300	8,3		35,600	
11	SILVANO Nuno	361	 POR	1	26,700	8,5		35,200	71,300
				2	27,000	9,1		36,100	
12	CRUZ Paulo	360	 POR	1	27,300	8,5		35,800	71,000
				2	26,400	8,8		35,200	
13	TERMANSEN Oliver Steen	353	 DEN	1	27,000	8,4		35,400	70,900
				2	27,600	7,9		35,500	
14	BROWNE Elliott	357	 GBR	1	28,500	9,0		37,500	69,700
				2	25,500	6,7		32,200	
15	TEXIER Marvin	355	 FRA	1	26,100	8,1		34,200	67,600
				2	25,500	7,9		33,400	
16	PIARFILYEU Artur	348	 BLR	1	25,200	7,6		32,800	66,700
				2	26,400	7,5		33,900	

Rk	Name	#	NF	Pass	E	D	P	Score	Total
17	BARNES Michael	356	GBR	1 28,500 2 25,500	3,9 7,5			32,400 33,000	65,400
18	SHAUBAKOU Yan	347	BLR	1 27,000 2 24,900	6,2 6,4			33,200 31,300	64,500
19	VICHYS Edhar	346	BLR	1 25,500 2 25,500	6,4 7,1			31,900 32,600	64,500
20	SHAKHOV Oleksandr	367	UKR	1 26,700 2 24,600	5,8 7,1			32,500 31,700	64,200
21	STATSENKO Mykyta	366	UKR	1 24,900 2 25,500	6,4 5,9			31,300 31,400	62,700
22	KYFORENKO Viktor	368	UKR	1 26,700 2 20,700	8,5 6,6			35,200 27,300	62,500
23	SOLINO Adrian	354	ESP	1 24,300 2 23,100	6,1 5,1			30,400 28,200	58,600
24	AVAGYAN Hayk	344	ARM	1 27,000 2 24,900	1,9 4,7			28,900 29,600	58,500
25	LISITSYN Aleksandr	362	RUS	1 25,200 2 24,000	6,0 24,000			31,200 24,000	55,200

SJ-P:ZEMAN Vladimir (UEG) SJ-E:VAN WETERING Babette (UEG) SJ-D:NUNES Luis (UEG) CJP:JENSEN Ralph (DEN)
E1:FERREIRA Joao (POR) E2:MUYLAERT Pascale (BEL) E3:HUSEYN-ZADA Adil (AZE) E4:BELIKOVA Raisa (RUS) E5:YERUSHEVICH Aliaksandr (BLR)
D6:TROFYMENKO Mykhaylo (UKR) D7:LIMBACH-TARIN Marion (FRA) R:CUEVAS Cristina (ESP)

TUM Men Prelims

Rk	Team		National Federation		TOTAL		
P	Req	Gymnast	#	E	Dif	Pen	Nota
1	Russia			RUS			232,800
1	1	PODUST Timofei	365	28,200	10,7		38,900
1	2	MURTAZAEV Tagir	363	28,200	10,5		38,700
1	3	NOSKOV Grigory	364	27,300	10,7		38,000
4	4	LISITSYN Aleksandr	362	25,200	6,0		31,200
2	1	MURTAZAEV Tagir	363	28,200	11,6		39,800
2	2	NOSKOV Grigory	364	27,900	11,6		39,500
2	3	PODUST Timofei	365	27,900	10,0		37,900
2	4	LISITSYN Aleksandr	362	24,000			24,000
2	Great Britain			GBR			223,700
1	1	WILLERTON Kristof	359	28,500	10,5		39,000
1	2	BROWNE Elliott	357	28,500	9,0		37,500
1	3	TOWNLEY Greg	358	28,200	9,0		37,200
4	4	BARNES Michael	356	28,500	3,9		32,400
2	1	WILLERTON Kristof	359	28,200	10,4		38,600
2	2	TOWNLEY Greg	358	28,500	9,9		38,400
2	3	BARNES Michael	356	25,500	7,5		33,000
2	4	BROWNE Elliott	357	25,500	6,7		32,200
3	Denmark			DEN			222,500
1	1	WESCH Anders Emil	352	28,200	10,5		38,700
1	2	SOERENSEN Lasse	350	27,600	8,4		36,000
1	3	ESKESEN Magnus	351	27,600	8,4		36,000
4	4	TERMANSEN Oliver	353	27,000	8,4		35,400
2	1	SOERENSEN Lasse	350	28,200	9,9		38,100
2	2	WESCH Anders Emil	352	28,200	9,9		38,100
2	3	ESKESEN Magnus	351	27,300	8,3		35,600
2	4	TERMANSEN Oliver	353	27,600	7,9		35,500
4	Belarus			BLR			207,500
1	1	DARASHUK Dzmitry	349	27,900	10,5		38,400
1	2	SHAUBAKOU Yan	347	27,000	6,2		33,200
1	3	PIARFILYEU Artur	348	25,200	7,6		32,800
4	4	VICHYS Edhar	346	25,500	6,4		31,900
2	1	DARASHUK Dzmitry	349	26,700	9,9		36,600
2	2	PIARFILYEU Artur	348	26,400	7,5		33,900
2	3	VICHYS Edhar	346	25,500	7,1		32,600
2	4	SHAUBAKOU Yan	347	24,900	6,4		31,300



Team Finals



TUM Men Prelims

Rk	Team		National Federation				TOTAL
P	Req	Gymnast	#	E	Dif	Pen	Nota
5	Ukraine		UKR				189,400
1	1	KYFORENKO Viktor	368	26,700	8,5		35,200
1	2	SHAKHOV Oleksandr	367	26,700	5,8		32,500
1	3	STATSENKO Mykyta	366	24,900	6,4		31,300
2	1	SHAKHOV Oleksandr	367	24,600	7,1		31,700
2	2	STATSENKO Mykyta	366	25,500	5,9		31,400
2	3	KYFORENKO Viktor	368	20,700	6,6		27,300

SJ-P:ZEMAN Vladimir (UEG) SJ-E:VAN WETERING Babette (UEG) SJ-D:NUNES Luis (UEG) CJP:JENSEN Ralph (DEN)
 E1:FERREIRA Joao (POR) E2:MUYLAERT Pascale (BEL) E3:HUSEYN-ZADA Adil (AZE) E4:BELIKOVA Raisa (RUS) E5:YERUSHEVICH Aliaksandr (BLR)
 D6:TROFYMENKO Mykhaylo (UKR) D7:LIMBACH-TARIN Marion (FRA) R:CUEVAS Cristina (ESP)



Sunday, April 3rd
TUM Senior Men - Final

Superior Jury			
	Rol	Name	NF
	SJ	KARAVAEVA Irina	UEG
	SJ	STOYCHEVA Mariela	UEG
	SJ	VICENTE Miguel	UEG

Judges			
	Rol	Name	NF
	CJP	FERREIRA Joao	POR
	E1	JENSEN Ralph	DEN
	E2	BELIKOVA Raisa	RUS
	E3	HUSEYN-ZADA Adil	AZE
	E4	ARMSTRONG Michael	GBR
	E5	YERUSHEVICH Aliaksandr	BLR
	D6	LIMBACH-TARIN Marion	FRA
	D7	MUYLAERT Pascale	BEL
	R	SAFEIRIOU Paraskevi	GRE

LEGEND

SJ-P President

CJP Chair of Judges' Panel **Ex** Execution Judges (x=1-5) **D6/D7** Difficulty Judges

R Reserve

TUM Men Final

Rk	Name	#	NF	Pass	E	D	P	Score	Total
1	MURTAZAEV Tagir	363	RUS	1	27,600	11,3		38,900	78,100
				2	27,600	11,6		39,200	
2	WILLERTON Kristof	359	GBR	1	27,600	11,6		39,200	77,700
				2	27,600	10,9		38,500	
3	NOSKOV Grigory	364	RUS	1	27,900	11,6		39,500	77,000
				2	26,100	11,4		37,500	
4	DARASHUK Dzmitry	349	BLR	1	26,100	11,6		37,700	76,700
				2	27,000	12,0		39,000	
5	WESCH Anders Emil	352	DEN	1	27,000	10,5		37,500	76,600
				2	27,600	11,5		39,100	
6	TOWNLEY Greg	358	GBR	1	28,200	10,0		38,200	74,500
				2	26,100	10,2		36,300	
7	SOERENSEN Lasse Pihl	350	DEN	1	27,600	9,9		37,500	73,200
				2	26,400	9,3		35,700	
8	MALKIN Mikhail	345	AZE	1	26,700	8,7		35,400	72,500
				2	28,200	8,9		37,100	

SJ:KARAVAEVA Irina (UEG) SJ:STOYCHEVA Mariela (UEG) SJ:VICENTE Miguel (UEG) CJP:FERREIRA Joao (POR)
 E1:JENSEN Ralph (DEN) E2:BELIKOVA Raisa (RUS) E3:HUSEYN-ZADA Adil (AZE) E4:ARMSTRONG Michael (GBR) E5:YERUSHEVICH Aliaksandr (BLR)
 D6:LIMBACH-TARIN Marion (FRA) D7:MUYLAERT Pascale (BEL) R:SAFEIRIOU Paraskevi (GRE)

Saturday, April 2nd
TUM Senior Men - Team Final

Superior Jury			
	Rol	Name	NF
	SJ-P	ZEMAN Vladimir	UEG
	SJ	SIEGFRIED Patrick	UEG
	SJ	VICENTE Miguel	UEG

Judges			
	Rol	Name	NF
	CJP	JENSEN Ralph	DEN
	E1	FERREIRA Joao	POR
	E2	ROBERT Chrystel	FRA
	E3	HUSEYN-ZADA Adil	AZE
	E4	MUYLAERT Pascale	BEL
	E5	LIMBACH-TARIN Marion	FRA
	D6	TROFYMENKO Mykhaylo	UKR
	D7	ARMSTRONG Michael	GBR
	R	CUEVAS Cristina	ESP

LEGEND

SJ-P President

CJP Chair of Judges' Panel **Ex** Execution Judges (x=1-5) **D6/D7** Difficulty Judges

R Reserve



Team Final









TUM Men Team Final





















Rk	Team		National Federation					TOTAL
P	Req	Gymnast	#	E	Dif	Pen	Nota	
1	Great Britain		GBR					114,600
1	1	WILLERTON Kristof	359	27,600	11,6		39,200	
1	2	TOWNLEY Greg	358	28,200	10,2		38,400	
1	3	BARNES Michael	356	27,900	9,1		37,000	
4	4	BROWNE-Elliott	357	25,200	5,1		30,300	
2	Russia		RUS					113,600
1	1	MURTAZAEV Tagir	363	27,000	12,1		39,100	
1	2	PODUST Timofei	365	26,400	11,9		38,300	
1	3	NOSKOV Grigory	364	25,800	10,4		36,200	
4	4	LISITSYN Aleksandr	362	26,700	9,1		35,800	
3	Denmark		DEN					110,200
1	1	WESCH Anders Emil	352	26,700	11,5		38,200	
1	2	SOERENSEN Lasse	350	27,000	9,9		36,900	
1	3	ESKESEN Magnus	351	26,700	8,4		35,100	
4	4	TERMANSEN Oliver	353	26,400	8,4		34,800	
4	Belarus		BLR					102,800
1	1	DARASHUK Dzmitry	349	26,100	11,7		37,800	
1	2	PIARFILYEU Artur	348	25,200	7,5		32,700	
1	3	SHAUBAKOU Yan	347	26,100	6,2		32,300	
4	4	VICHYS Edhar	346	25,200	7,1		32,300	
5	Ukraine		UKR					102,400
1	1	KYFORENKO Viktor	368	26,700	10,0		36,700	
1	2	SHAKHOV Oleksandr	367	26,100	7,1		33,200	
1	3	STATSENKO Mykyta	366	26,100	6,4		32,500	

SJ-P:ZEMAN Vladimir (UEG) SJ-SIEGFRIED Patrick (UEG) SJ-VICENTE Miguel (UEG) C-JP:JENSEN Ralph (DEN)
 E1:FERREIRA Joao (POR) E2:ROBERT Chrystel (FRA) E3:HUSEYN-ZADA Adil (AZE) E4:MUYLAERT Pascale (BEL) E5:LIMBACH-TARIN Marion (FRA)
 D6:TROFYMENKO Mykhaylo (UKR) D7:ARMSTRONG Michael (GBR) R:CUEVAS Cristina (ESP)



Thursday, March 31st
TRA Junior Girls - Preliminary Round

Superior Jury			
	Rol	Name	NF
	SJ-P	ZEMAN Vladimir	UEG 
	SJ-E	KARAVAEVA Irina	UEG 
	SJ-D	VICENTE Miguel	UEG 

Judges			
	Rol	Name	NF
	CJP	LE GALLO Maxime	FRA 
	E1	KOECHER Bernd	GER 
	E2	JONES Andrew	GBR 
	E3	SIMAO Rute	POR 
	E4	DE GANS William	NED 
	E5	BILSKA Malgorzata	POL 
	D6	REHOROVA Martina	CZE 
	D7	TAULASALO Valpuri	FIN 
	T8	ARATO Veronica	ITA 
	R	HARASZTI Flora Anna	HUN 

LEGEND
















SJ-P President **SJ-E** Execution Superior Jury **SJ-D** Difficulty Superior Jury
CJP Chair of Judges' Panel **Ex** Execution Judges (x=1-5) **D6/D7** Difficulty Judges **T8** Time of Flight Judge
R Reserve



















TRA Girls Prelims



Rk	Name	#	NF	Pass	E	D	T	P	Score	Total
1	GOLOTA Meri	249	RUS	1	27,900		16,615		44,515	96,170
				2	25,200	10,2	16,255	51,655	Q	
2	LEBEDEVA Iana	247	RUS	1	26,400		16,640		43,040	95,100
				2	24,300	11,5	16,260	52,060	Q	
3	ROESLER Aileen	229	GER	1	25,800		17,010		42,810	93,985
				2	23,700	11,3	16,175	51,175	Q	
4	SONGHURST Isabelle	225	GBR	1	25,800		16,810		42,610	93,580
				2	21,900	13,5	15,570	50,970	Q	
5	YARSHOVA Katsiaryna	204	BLR	1	27,000		15,290		42,290	92,515
				2	24,000	11,4	14,825	50,225	Q	
6	BAUMANN Isabel	227	GER	1	27,000		16,220		43,220	92,390
				2	23,400	10,6	15,170	49,170	Q	
7	KHATSIAN Anhelina	206	BLR	1	26,700		16,540		43,240	92,315
				2	22,200	11,1	15,775	49,075	Q	
8	MANKEVICH Palina	205	BLR	1	26,100		16,395		42,495	92,165
				2	23,400	10,2	16,070	49,670	Q	
9	PENEVA Hristina	209	BUL	1	26,100		15,990		42,090	91,840
				2	24,000	10,4	15,350	49,750	Q	
10	AUBREE Perle	222	FRA	1	25,800		16,340		42,140	91,710
				2	23,700	10,6	15,270	49,570	Q	
11	ROMERO Noemi	213	ESP	1	25,500		15,780		41,280	90,835
				2	22,500	12,1	14,955	49,555	Q	
12	CORREIA Sofia	245	POR	1	26,100		15,505		41,605	89,955
				2	23,100	10,5	14,750	48,350	Q	
13	LAMBERT Lena	226	GER	1	24,600		16,090		40,690	89,720
				2	22,800	10,4	15,830	49,030	Q	
14	NAZUKOVA Daria	248	RUS	1	27,600		16,210		43,810	89,630
				2	21,300	10,0	14,520	45,820	Q	
15	FETKULINA Ekaterina	246	RUS	1	26,400		15,860		42,260	89,505
				2	21,900	10,7	14,645	47,245		
16	TRIEBSCH Alicia	224	FRA	1	25,500		16,110		41,610	89,390
				2	22,500	9,7	15,580	47,780	Q	

Rk	Name	#	NF	Pass	E	D	T	P	Score	Total
17	BUCHHOLZ Charmaine	228	 GER	1	25,800		15,940		41,740	88,650
				2	20,400	11,5	15,010	46,910		
18	AYDIN Sude	256	 TUR	1	25,500		15,270		40,770	88,505
				2	22,800	10,8	14,135	47,735	Q	
19	MANOLOVA Desislava	208	 BUL	1	25,200		15,075		40,275	88,480
				2	23,700	9,9	14,605	48,205	Q	
20	SLATTERY Niamh	240	 NED	1	25,500		16,280		41,780	88,400
				2	21,300	10,1	15,220	46,620	Q	
21	VAN OOIJEN Jessie	239	 NED	1	26,100		15,560		41,660	86,945
				2	21,900	8,7	14,685	45,285	Q	
22	VAN DE GROEP Gerrie	238	 NED	1	24,000		15,835		39,835	86,655
				2	21,000	10,6	15,220	46,820	Q	
23	BEYROUTI Jade	221	 FRA	1	24,300		14,690		38,990	86,305
				2	22,200	10,4	14,715	47,315	Q	
24	MUSSMANN Emily	252	 SUI	1	25,200		15,590		40,790	86,145
				2	21,600	8,9	14,855	45,355	Q	
25	SAKELLARIDOU Antonia	232	 GRE	1	24,900		14,725		39,625	85,920
				2	22,200	9,8	14,295	46,295	Q	
26	MARIANITO NUNES Catarina	243	 POR	1	24,000		15,570		39,570	85,570
				2	21,300	9,1	15,600	46,000	Q	
27	CHAVARRIA Marina	214	 ESP	1	24,300		15,785		40,085	85,540
				2	20,100	10,3	15,055	45,455		
28	JENSEN Sara Lindahl	211	 DEN	1	22,200		15,575		37,775	84,915
				2	20,700	11,2	15,240	47,140		
29	MAKULOVA Anita	207	 BUL	1	22,800		15,445		38,245	84,415
				2	21,600	9,7	14,870	46,170		
30	MUSLUK Sila	259	 TUR	1	23,700		15,195		38,895	84,315
				2	22,200	8,1	15,120	45,420		
31	WALTA Lili	220	 FIN	1	23,700		15,430		39,130	84,195
				2	21,600	7,9	15,565	45,065		

Rk	Name	#	NF	Pass	E	D	T	P	Score	Total
32	WALDEN Elsa	219	 FIN	1 23,400 2 21,900		7,4	15,920 15,565		39,320 44,865	84,185
33	HUNZIKER Sarah	251	 SUI	1 25,200 2 21,600		9,2	14,310 13,510		39,510 44,310	83,820
34	MENDRINOU Despoina	233	 GRE	1 24,000 2 22,200		8,7	14,590 14,290		38,590 45,190	83,780
35	KAASIK Krete	216	 EST	1 22,800 2 19,200		10,4	15,650 14,735		38,450 44,335	82,785
36	TEOLDI Lisa	250	 SUI	1 24,900 2 20,400		9,2	14,405 13,800		39,305 43,400	82,705
37	CILIBERTO Moira	253	 SUI	1 24,000 2 21,000		8,9	14,490 14,280		38,490 44,180	82,670
38	TOSUNER Cansin	257	 TUR	1 24,900 2 18,900		8,3	15,310 14,095		40,210 41,295	81,505
39	SHADZKO Palina	203	 BLR	1 23,100 2 20,400		7,7	14,595 15,640		37,695 43,740	81,435
40	TUNAY Askim Burce	258	 TUR	1 22,200 2 20,700		8,3	14,955 15,280		37,155 44,280	81,435
41	OGRODNIK Alicja	242	 POL	1 24,900 2 15,600		10,3	15,585 14,670		40,485 40,570	81,055
42	IVANOVA Valeria	261	 UKR	1 22,800 2 20,400		9,1	14,450 13,990		37,250 43,490	80,740
43	TATSI Christina	230	 GRE	1 23,400 2 19,500		8,4	15,650 13,720		39,050 41,620	80,670
44	ROZS Viktoria	234	 HUN	1 22,500 2 18,000		10,8	14,955 14,395		37,455 43,195	80,650
45	TOLI Dimitra Isavella	231	 GRE	1 19,800 2 22,500		8,7	14,720 14,870		34,520 46,070	80,590
46	MAESTRO Alicia	212	 ESP	1 22,500 2 20,100		8,9	14,385 14,005		36,885 43,005	79,890
47	SEKLECKA Zuzanna	241	 POL	1 21,900 2 19,800		9,1	14,585 14,485		36,485 43,385	79,870

TRA Girls Prelims

Rk	Name	#	NF	Pass	E	D	T	P	Score	Total
48	MURGO Isabella	235	ITA	1 25,200 2 17,400		8,5	15,965 12,650		41,165 38,550	79,715
49	VAHER Lemme	217	EST	1 21,900 2 19,200		8,2	15,075 14,815		36,975 42,215	79,190
50	LIULKA Polina	260	UKR	1 21,300 2 18,600		9,0	15,215 14,805		36,515 42,405	78,920
51	KULESHOVA Kateryna	263	UKR	1 18,000 2 21,300		9,7	11,655 14,535		29,655 45,535	75,190
52	SEPP Keitlyn-Merit	218	EST	1 19,200 2 18,000		5,5	12,865 11,720		32,065 35,220	67,285
53	FAAS Fabienne	237	NED	1 24,000 2 11,400		6,3	16,235 9,205		40,235 26,905	67,140
54	BRECHE Anais	223	FRA	1 10,500 2 22,800		10,1	6,300 15,025		16,800 47,925	64,725
55	PENG Beatriz	244	POR	1 23,700 2 8,100		4,8	15,265 6,085		38,965 18,985	57,950
56	RODRIGUEZ Melania	215	ESP	1 25,800 2 4,200		2,3	15,570 3,035		41,370 9,535	50,905
57	BENCEC Asja	254	SLO	1 5,400 2 19,200		7,0	4,145 13,710		9,545 39,910	49,455
58	IVANOVA Anastasiya	262	UKR	1 23,400 2 4,500		2,1	15,460 3,165		38,860 9,765	48,625

CJP:LE GALLO Maxime (FRA)
 SJ-P:ZEMAN Vladimir (UEG) SJ-E:KARAVAEVA Irina (UEG) SJ-D:VICENTE Miguel (UEG) E1:KOECHER Bernd (GER) E2:JONES Andrew (GBR) E3:SIMAO Rute (POR)
 E4:DE GANS William (NED) E5:BILSKA Malgorzata (POL)
 D6:BELOBOVA Martina (CZE) D7:TALHASSALOVA Veronika (FIN) T8:ADATO Veronica (ITA) D11:ADASZKI Eliza Anna (HUN)

Saturday, April 2nd
TRA Junior Girls - Semifinal Round

Superior Jury			
	Rol	Name	NF
	SJ-P	ZEMAN Vladimir	UEG
	SJ-E	STOYCHEVA Mariela	UEG
	SJ-D	VAN WETERING Babette	UEG

Judges			
	Rol	Name	NF
	CJP	LE GALLO Maxime	FRA
	E1	TAULASALO Valpuri	FIN
	E2	JONES Andrew	GBR
	E3	SIMAO Rute	POR
	E4	DE GANS William	NED
	E5	FILGUEIRA Santiago	ESP
	D6	REHOROVA Martina	CZE
	D7	KOECHER Bernd	GER
	T8	ARATO Veronica	ITA
	IO	BILSKA Malgorzata	POL

LEGEND

SJ-P President **SJ-E** Execution Superior Jury **SJ-D** Difficulty Superior Jury
CJP Chair of Judges' Panel **Ex** Execution Judges (x=1-5) **D6/D7** Difficulty Judges **T8** Time of Flight Judge
R Reserve

TRA Girls Semifinal



Rk	Name	#	NF	Pass	E	D	T	P	Score	Total
1	GOLOTA Meri	249	RUS	1	27,000	10,4	16,305		53,705	53,705 Q
2	LEBEDEVA Iana	247	RUS	1	25,200	11,5	16,155		52,855	52,855 Q
3	SONGHURST Isabelle	225	GBR	1	22,800	13,5	15,875		52,175	52,175 Q
4	ROMERO Noemi	213	ESP	1	23,700	12,1	15,480		51,280	51,280 Q
5	ROESLER Aileen	229	GER	1	24,000	11,3	15,845		51,145	51,145 Q
6	MANKEVICH Palina	205	BLR	1	24,600	10,2	16,035		50,835	50,835 Q
7	KHATSIAN Anhelina	206	BLR	1	23,700	11,1	15,910		50,710	50,710 Q
8	YARSHOVA Katsiaryna	204	BLR	1	24,600	10,7	14,570		49,870	49,870
9	CORREIA Sofia	245	POR	1	24,300	10,5	14,940		49,740	49,740 Q
10	PENEVA Hristina	209	BUL	1	23,400	10,4	15,570		49,370	49,370 R
11	SLATTERY Niamh	240	NED	1	22,800	10,4	15,270		48,470	48,470 R
12	BEYROUTI Jade	221	FRA	1	22,500	10,6	14,680		47,780	47,780
13	MUSSMANN Emily	252	SUI	1	23,400	8,9	15,055		47,355	47,355
14	SAKELLARIDOU Antonia	232	GRE	1	23,400	9,8	14,155		47,355	47,355
15	TRIEBSCH Alicia	224	FRA	1	21,900	10,0	15,285		47,185	47,185
16	BAUMANN Isabel	227	GER	1	21,900	10,6	14,635		47,135	47,135



TRA Girls Semifinal



Rk	Name	#	NF	Pass	E	D	T	P	Score	Total
17	MARIANITO NUNES Catarina	243	POR	1	21,900	9,1	15,110		46,110	46,110
18	VAN OOIJEN Jessie	239	NED	1	23,700	7,5	14,555		45,755	45,755
19	NAZUKOVA Daria	248	RUS	1	21,900	10,0	13,545		45,445	45,445
20	MANOLOVA Desislava	208	BUL	1	16,200	6,1	10,125		32,425	32,425
21	VAN DE GROEP Gerrie	238	NED	1	3,900	2,7	3,200		9,800	9,800
22	AYDIN Sude	256	TUR	1	2,400	1,7	1,595		5,695	5,695
23	AUBREE Perle	222	FRA	1	2,400	1,5	1,700		5,600	5,600
24	LAMBERT Lena	226	GER	1	2,400	1,5	1,695		5,595	5,595

SJ-P:ZEMAN Vladimir (UEG) SJ-E:STOYCHEVA Mariela (UEG) SJ-D:VAN WETERING Babette (UEG) CJP:LAVERGNE Lilian (FRA)
 E1:THOMPSON Claire (GBR) E2:OKONIEWSKI Waldemar (POL) E3:PISCARRETA Sara (POR) E4:ANDERSSON Ulf (SWE) E5:BIERENFELD Gerda (GER)
 D6:SINIANKOVA Olga (RUS) D7:KHOPERIA Rusudan (GEO) T8:KAGARLYTSKYI Viktor (UKR) IO:HALASZ Tibor (HUN) R:EPELBAUM Sergey (ISR)



Sunday, April 3rd
TRA Junior Girls - Final

Superior Jury			
	Rol	Name	NF
	SJ	VAN WETERING Babette	UEG
	SJ	NUNES Luis	UEG
	SJ	SIEGFRIED Patrick	UEG

Judges			
	Rol	Name	NF
	CJP	LE GALLO Maxime	FRA
	E1	GUT Marcel	SUI
	E2	VANGELOVA Mariya	BUL
	E3	TAULASALO Valpuri	FIN
	E4	DE GANS William	NED
	E5	REHOROVA Martina	CZE
	D6	KOECHER Bernd	GER
	D7	BILSKA Malgorzata	POL
	T8	ARATO Veronica	ITA
	R	HARASZTI Flora Anna	HUN

LEGEND

SJ-P President **SJ-E** Execution Superior Jury **SJ-D** Difficulty Superior Jury
CJP Chair of Judges' Panel **Ex** Execution Judges (x=1-5) **D6/D7** Difficulty Judges **T8** Time of Flight Judge
R Reserve



TRA Girls Final







Rk	Name	#	NF	Pass	E	D	T	P	Score	Total
1	GOLOTA Meri	249	RUS	1	27,300	10,4	16,500		54,200	54,200
2	ROESLER Aileen	229	GER	1	24,900	11,3	15,940		52,140	52,140
3	ROMERO Noemi	213	ESP	1	24,300	12,1	15,555		51,955	51,955
4	MANKEVICH Palina	205	BLR	1	24,600	10,2	15,905		50,705	50,705
5	KHATSIAN Anhelina	206	BLR	1	23,100	11,1	15,895		50,095	50,095
6	SONGHURST Isabelle	225	GBR	1	20,100	11,9	14,340		46,340	46,340
7	LEBEDEVA Iana	247	RUS	1	5,100	2,1	3,390		10,590	10,590
8	CORREIA Sofia	245	POR	1	4,500	2,5	3,100		10,100	10,100

SJ:VAN WETERING Babette (UEG) SJ:NUNES Luis (UEG) SJ:SIEGFRIED Patrick (UEG) CJP:LE GALLO Maxime (FRA)
 E1:GUT Marcel (SUI) E2:VANGELOVA Mariya (BUL) E3:TAULASALO Valpuri (FIN) E4:DE GANS William (NED) E5:REHOROVA Martina (CZE)
 D6:KOECHER Bernd (GER) D7:BILSKA Malgorzata (POL) T8:ARATO Veronica (ITA) R:HARASZTI Flora Anna (HUN)



TRA Girls Prelims

Rk	Team		National Federation				TOTAL		
P	Req	Gymnast	#	E	Dif	ToF	Pen	Nota	
1	Russia			RUS				282,325	
1	1	GOLOTA Meri	249	27,900		16,615		44,515	
1	2	NAZUKOVA Daria	248	27,600		16,210		43,810	
1	3	LEBEDEVA Iana	247	26,400		16,640		43,040	
4	4	FETKULINA Ekaterina	246	26,400		15,860		42,260	
2	1	LEBEDEVA Iana	247	24,300	11,5	16,260		52,060	
2	2	GOLOTA Meri	249	25,200	10,2	16,255		51,655	
2	3	FETKULINA Ekaterina	246	21,900	10,7	14,645		47,245	
2	4	NAZUKOVA Daria	248	21,300	10,0	14,520		45,820	
2	Germany			GER				277,145	
1	1	BAUMANN Isabel	227	27,000		16,220		43,220	
1	2	ROESLER Aileen	229	25,800		17,010		42,810	
1	3	BUCHHOLZ Charmaine	228	25,800		15,940		41,740	
4	4	LAMBERT Lena	226	24,600		16,090		40,690	
2	1	ROESLER Aileen	229	23,700	11,3	16,175		51,175	
2	2	BAUMANN Isabel	227	23,400	10,6	15,170		49,170	
2	3	LAMBERT Lena	226	22,800	10,4	15,830		49,030	
2	4	BUCHHOLZ Charmaine	228	20,400	11,5	15,010		46,910	
3	Belarus			BLR				276,995	
1	1	KHATSIAN Anhelina	206	26,700		16,540		43,240	
1	2	MANKEVICH Palina	205	26,100		16,395		42,495	
1	3	YARSHOVA Katsiaryna	204	27,000		15,290		42,290	
4	4	SHADZKO Palina	203	23,100		14,595		37,695	
2	1	YARSHOVA Katsiaryna	204	24,000	11,4	14,825		50,225	
2	2	MANKEVICH Palina	205	23,400	10,2	16,070		49,670	
2	3	KHATSIAN Anhelina	206	22,200	11,1	15,775		49,075	
2	4	SHADZKO Palina	203	20,400	7,7	15,640		43,740	
4	France			FRA				268,015	
1	1	AUBREE Perle	222	25,800		16,340		42,140	
1	2	TRIEBSCH Alicia	224	25,500		16,110		41,610	
1	3	BEYROUTI Jade	221	24,300		14,690		38,990	
4	4	BRECHE Anais	223	10,500		6,300		16,800	
2	1	AUBREE Perle	222	23,700	10,6	15,270		49,570	
2	2	BRECHE Anais	223	22,800	10,1	15,025		47,925	
2	3	TRIEBSCH Alicia	224	22,500	9,7	15,580		47,780	
2	4	BEYROUTI Jade	221	22,200	10,4	14,715		47,315	

TRA Girls Prelims

Rk	Team			National Federation					TOTAL
P	Req	Gymnast	#	E	Dif	ToF	Pen	Nota	
5	Bulgaria			BUL					264,735
1	1	PENEVA Hristina	209	26,100		15,990		42,090	
1	2	MANOLOVA Desislava	208	25,200		15,075		40,275	
1	3	MAKULOVA Anita	207	22,800		15,445		38,245	
2	1	PENEVA Hristina	209	24,000	10,4	15,350		49,750	
2	2	MANOLOVA Desislava	208	23,700	9,9	14,605		48,205	
2	3	MAKULOVA Anita	207	21,600	9,7	14,870		46,170	
6	Netherlands			NED					262,400
1	1	SLATTERY Niamh	240	25,500		16,280		41,780	
1	2	VAN OOIJEN Jessie	239	26,100		15,560		41,660	
1	3	FAAS Fabienne	237	24,000		16,235		40,235	
4	4	VAN-DE-GROEP Gerrie	238	24,000		15,835		39,835	
2	1	VAN DE GROEP Gerrie	238	21,000	10,6	15,220		46,820	
2	2	SLATTERY Niamh	240	21,300	10,1	15,220		46,620	
2	3	VAN OOIJEN Jessie	239	21,900	8,7	14,685		45,285	
2	4	FAAS Fabienne	237	11,400	6,3	9,205		26,905	
7	Spain			ESP					260,750
1	1	RODRIGUEZ Melania	215	25,800		15,570		41,370	
1	2	ROMERO Noemi	213	25,500		15,780		41,280	
1	3	CHAVARRIA Marina	214	24,300		15,785		40,085	
4	4	MAESTRO Alicia	212	22,500		14,385		36,885	
2	1	ROMERO Noemi	213	22,500	12,1	14,955		49,555	
2	2	CHAVARRIA Marina	214	20,100	10,3	15,055		45,455	
2	3	MAESTRO Alicia	212	20,100	8,9	14,005		43,005	
2	4	RODRIGUEZ Melania	215	4,200	2,3	3,035		9,535	
8	Turkey			TUR					257,310
1	1	AYDIN Sude	256	25,500		15,270		40,770	
1	2	TOSUNER Cansin	257	24,900		15,310		40,210	
1	3	MUSLUK Sila	259	23,700		15,195		38,895	
4	4	TUNAY Askim	258	22,200		14,955		37,155	
2	1	AYDIN Sude	256	22,800	10,8	14,135		47,735	
2	2	MUSLUK Sila	259	22,200	8,1	15,120		45,420	
2	3	TUNAY Askim	258	20,700	8,3	15,280		44,280	
2	4	TOSUNER Cansin	257	18,900	8,3	14,095		41,295	

TRA Girls Prelims

Rk	Team		National Federation						TOTAL
P	Req	Gymnast	#	E	Dif	ToF	Pen	Nota	
9	Greece		GRE						254,820
1	1	SAKELLARIDOU Antonia	232	24,900		14,725		39,625	
1	2	TATSI Christina	230	23,400		15,650		39,050	
1	3	MENDRINO Despoina	233	24,000		14,590		38,590	
4	4	TOLI Dimitra	231	19,800		14,720		34,520	
2	1	SAKELLARIDOU Antonia	232	22,200	9,8	14,295		46,295	
2	2	TOLI Dimitra	231	22,500	8,7	14,870		46,070	
2	3	MENDRINO Despoina	233	22,200	8,7	14,290		45,190	
2	4	TATSI Christina	230	19,500	8,4	13,720		41,620	
10	Switzerland		SUI						253,450
1	1	MUSSMANN Emily	252	25,200		15,590		40,790	
1	2	HUNZIKER Sarah	251	25,200		14,310		39,510	
1	3	TEOLDI Lisa	250	24,900		14,405		39,305	
4	4	CILIBERTO Moira	253	24,000		14,490		38,490	
2	1	MUSSMANN Emily	252	21,600	8,9	14,855		45,355	
2	2	HUNZIKER Sarah	251	21,600	9,2	13,510		44,310	
2	3	CILIBERTO Moira	253	21,000	8,9	14,280		44,180	
2	4	TEOLDI Lisa	250	20,400	9,2	13,800		43,400	
11	Ukraine		UKR						244,055
1	1	IVANOVA Anastasiya	262	23,400		15,460		38,860	
1	2	IVANOVA Valeria	261	22,800		14,450		37,250	
1	3	LIULKA Polina	260	21,300		15,215		36,515	
4	4	KULESHOVA Kateryna	263	18,000		11,655		29,655	
2	1	KULESHOVA Kateryna	263	21,300	9,7	14,535		45,535	
2	2	IVANOVA Valeria	261	20,400	9,1	13,990		43,490	
2	3	LIULKA Polina	260	18,600	9,0	14,805		42,405	
2	4	IVANOVA Anastasiya	262	4,500	2,1	3,165		9,765	
12	Portugal		POR						233,475
1	1	CORREIA Sofia	245	26,100		15,505		41,605	
1	2	MARIANITO Catarina	243	24,000		15,570		39,570	
1	3	PENG Beatriz	244	23,700		15,265		38,965	
2	1	CORREIA Sofia	245	23,100	10,5	14,750		48,350	
2	2	MARIANITO Catarina	243	21,300	9,1	15,600		46,000	
2	3	PENG Beatriz	244	8,100	4,8	6,085		18,985	



Team Qualification



TRA Girls Prelims

Rk	Team		National Federation	TOTAL				
P	Req	Gymnast	#	E	Dif	ToF	Pen	Nota
13	Estonia		EST	229,260				
1	1	KAASIK Krete	216	22,800		15,650		38,450
1	2	VAHER Lemme	217	21,900		15,075		36,975
1	3	SEPP Keitlyn-Merit	218	19,200		12,865		32,065
2	1	KAASIK Krete	216	19,200	10,4	14,735		44,335
2	2	VAHER Lemme	217	19,200	8,2	14,815		42,215
2	3	SEPP Keitlyn-Merit	218	18,000	5,5	11,720		35,220

CJP:LE GALLO Maxime (FRA)
 SJ-P:ZEMAN Vladimir (UEG) SJ-E:KARAVAEVA Irina (UEG) SJ-D:VICENTE Miguel (UEG) E1:KOECHER Bernd (GER) E2:JONES Andrew (GBR) E3:SIMAO Rute (POR) E4:DE GANS William (NED) E5:BILSKA Malgorzata (POL)



Thursday, March 31st
TRA Junior Girls - Team Final

Superior Jury			
	Rol	Name	NF
	SJ-E	KARAVAEVA Irina	UEG
	SJ-D	VICENTE Miguel	UEG
	SJ-E	NUNES Luis	UEG

Judges			
	Rol	Name	NF
	CJP	LE GALLO Maxime	FRA
	E2	JONES Andrew	GBR
	E1	TAULASALO Valpuri	FIN
	E4	DE GANS William	NED
	E3	SIMAO Rute	POR
	D6	REHOROVA Martina	CZE
	E5	FILGUEIRA Santiago	ESP
	T8	ARATO Veronica	ITA
	D7	KOECHER Bernd	GER
	IO	HARASZTI Flora Anna	HUN

LEGEND

SJ-P President **SJ-E** Execution Superior Jury **SJ-D** Difficulty Superior Jury
CJP Chair of Judges' Panel **Ex** Execution Judges (x=1-5) **D6/D7** Difficulty Judges **T8** Time of Flight Judge
R Reserve



Team Finals









TRA Girls Team Final





















Rk	Team		National Federation	TOTAL				
P	Req	Gymnast	#	E	Dif	ToF	Pen	Nota
1	Russia		RUS	151,120				
1	1	LEBEDEVA Iana	247	24,000	11,5	16,265		51,765
1	2	NAZUKOVA Daria	248	23,700	11,4	15,140		50,240
1	3	FETKULINA Ekaterina	246	23,700	10,7	14,715		49,115
4	4	GOLOTA Meri	249	4,500	2,1	3,445		10,045
2	Belarus		BLR	150,070				
1	1	YARSHOVA Katsiaryna	204	24,300	11,4	14,990		50,690
1	2	MANKEVICH Palina	205	23,400	10,2	16,110		49,710
1	3	KHATSIAN Anhelina	206	23,400	10,2	16,070		49,670
4	4	SHADZKO Palina	203	2,400	4,5	1,705		5,605
3	Germany		GER	147,880				
1	1	ROESLER Aileen	229	22,800	11,3	16,035		50,135
1	2	LAMBERT Lena	226	22,800	10,4	15,955		49,155
1	3	BAUMANN Isabel	227	22,800	10,6	15,190		48,590
4	4	BUCHHOLZ Charmaine	228	21,000	9,5	16,315		46,815
4	France		FRA	146,170				
1	1	AUBREE Perle	222	24,300	11,2	15,495		50,995
1	2	BRECHE Anais	223	22,800	10,1	14,835		47,735
1	3	BEYROUTI Jade	221	22,200	10,4	14,840		47,440
4	4	TRIEBSCH Alicia	224	22,200	9,6	16,580		47,380
5	Bulgaria		BUL	142,745				
1	1	PENEVA Hristina	209	22,500	11,4	15,185		49,085
1	2	MAKULOVA Anita	207	22,500	9,7	15,090		47,290
1	3	MANOLOVA Desislava	208	22,200	9,9	14,270		46,370

SJ-D:VICENTE Miguel (UEG) SJ-E:KARAVAEVA Irina (UEG) SJ-E:NUNES Luis (UEG) CJP:LE GALLO Maxime (FRA)
 E1:TAULASALO Valpuri (FIN) E2:JONES Andrew (GBR) E3:SIMAO Rute (POR) E4:DE GANS William (NED) E5:FILGUEIRA Santiago (ESP)
 D6:REHOROVA Martina (CZE) D7:KOECHER Bernd (GER) T8:ARATO Veronica (ITA) IO:HARASZTI Flora Anna (HUN) R:SVARAK Viktor (LTU)



Thursday, March 31st
TRA Junior Boys - Preliminary Round

Superior Jury			
	Rol	Name	NF
	SJ-P	ZEMAN Vladimir	UEG 
	SJ-E	STOYCHEVA Mariela	UEG 
	SJ-D	SIEGFRIED Patrick	UEG 

Judges			
	Rol	Name	NF
	CJP	FREDERIKSEN Trine	DEN 
	E1	LEBEDZEVA Natallia	BLR 
	E2	GUT Marcel	SUI 
	E3	SVARAK Viktor	LTU 
	E4	BRAILOVA Regina	UKR 
	E5	GORANSSON Mats	SWE 
	D6	AGAFONOVA Svetlana	RUS 
	D7	PEDOSON Merle	EST 
	T8	TRENNER Michael	AUT 
	R	BANASAKIS Theodoros	GRE 

LEGEND
















SJ-P President **SJ-E** Execution Superior Jury **SJ-D** Difficulty Superior Jury
CJP Chair of Judges' Panel **Ex** Execution Judges (x=1-5) **D6/D7** Difficulty Judges **T8** Time of Flight Judge
R Reserve



TRA Boys Prelims


































Rk	Name	#	NF	Pass	E	D	T	P	Score	Total
1	MIKISHKA Artur	84	BLR	1	27,000		18,415		45,415	99,925
				2	23,400	13,9	17,210	54,510	Q	
2	SANIKIDZE Timur	133	RUS	1	25,800		17,265		43,065	96,525
				2	23,100	13,3	17,060	53,460	Q	
3	DOROGIN Alexey	135	RUS	1	25,500		18,320		43,820	95,660
				2	20,700	14,0	17,140	51,840	Q	
4	STAMP Andrew	108	GBR	1	24,900		17,585		42,485	95,580
				2	23,400	13,1	16,595	53,095	Q	
5	DUDARAU Aliaksei	82	BLR	1	24,900		17,560		42,460	95,170
				2	22,200	13,9	16,610	52,710	Q	
6	LACHAVANNE Sebastien	140	SUI	1	25,200		17,625		42,825	94,625
				2	21,000	14,8	16,000	51,800	Q	
7	KRYUCHKOV Nikolay	136	RUS	1	24,600		17,500		42,100	93,985
				2	22,200	13,5	16,185	51,885	Q	
8	WIZANI Benny	78	AUT	1	24,000		17,245		41,245	93,915
				2	21,600	14,2	16,870	52,670	Q	
9	FOMCHANKA Mikita	81	BLR	1	25,200		16,995		42,195	93,705
				2	22,200	13,1	16,210	51,510	Q	
10	BRADSHAW Alex	105	GBR	1	24,000		17,510		41,510	93,345
				2	21,000	14,2	16,635	51,835	Q	
11	MIHALEV Mariyan	86	BUL	1	25,200		17,190		42,390	93,275
				2	20,400	14,0	16,485	50,885	Q	
12	BEST Moritz	109	GER	1	25,800		16,775		42,575	93,030
				2	21,300	13,1	16,055	50,455	Q	
13	ILYINYKH Mikita	83	BLR	1	26,400		17,560		43,960	92,990
				2	20,700	12,2	16,130	49,030		
14	TAVARES Ruben	132	POR	1	24,900		17,115		42,015	92,775
				2	21,900	13,1	15,760	50,760	Q	
15	NORTHOVER Rhys	107	GBR	1	23,100		16,970		40,070	92,575
				2	21,300	14,4	16,805	52,505	Q	
16	SCHULDT Matthias	111	GER	1	22,500		17,620		40,120	92,275
				2	20,400	15,0	16,755	52,155	Q	












Rk	Name	#	NF	Pass	E	D	T	P	Score	Total
17	CHEVALIER Alexis	101	 FRA	1	24,900		16,945		41,845	92,070
				2	21,600	12,4	16,225	50,225	Q	
18	CHARTIER Julian	104	 FRA	1	24,000		17,260		41,260	91,635
				2	22,200	12,0	16,175	50,375	Q	
19	MARTINS Goncalo	130	 POR	1	24,600		16,685		41,285	91,070
				2	21,600	12,6	15,585	49,785	Q	
20	MAGALHAES Miguel	131	 POR	1	24,600		16,820		41,420	90,860
				2	19,500	13,8	16,140	49,440	Q	
21	NEWMAN Joshua	106	 GBR	1	22,500		17,455		39,955	90,760
				2	20,700	14,2	15,905	50,805		
22	LEFAS Petros	115	 GRE	1	25,800		15,720		41,520	90,010
				2	22,200	11,2	15,090	48,490	Q	
23	HARTMANN Felix	110	 GER	1	23,400		16,810		40,210	89,955
				2	19,800	14,2	15,745	49,745	Q	
24	SAVCHENKO Artem	151	 UKR	1	24,000		16,585		40,585	89,825
				2	21,000	11,8	16,440	49,240	Q	
25	RIOU Florestan	103	 FRA	1	23,400		16,620		40,020	89,675
				2	21,300	12,3	16,055	49,655	Q	
26	MARTINEZ Alejandro	93	 ESP	1	22,500		16,825		39,325	89,190
				2	20,400	13,1	16,365	49,865	Q	
27	DURAND Valentin	102	 FRA	1	22,500		17,110		39,610	89,185
				2	21,600	11,9	16,075	49,575		
28	ALTINEL Koray	145	 TUR	1	23,400		16,535		39,935	88,835
				2	22,800	10,3	15,800	48,900		
29	CHEUNG Lucas Andrea	89	 DEN	1	23,700		16,530		40,230	88,630
				2	21,300	11,6	15,500	48,400		
30	VAN LANGEN Max	125	 NED	1	23,100		16,660		39,760	88,395
				2	18,600	14,1	15,935	48,635		
31	WYSKIEL Maciej	129	 POL	1	22,500		16,730		39,230	88,330
				2	20,400	12,7	16,000	49,100		

TRA Boys Prelims



Rk	Name	#	NF	Pass	E	D	T	P	Score	Total
32	MAKRIS Dimitrios	114	 GRE	1	22,200		16,695		38,895	88,210
				2	20,400	12,5	16,415	49,315		
33	IVANSKYI Mykyta	150	 UKR	1	22,200		16,215		38,415	88,170
				2	23,400	9,6	16,755	49,755		
34	YORDANOV Ivelin	85	 BUL	1	20,400		16,965		37,365	87,945
				2	20,700	13,0	16,880	50,580		
35	BRUHIN Loan	138	 SUI	1	23,700		16,820		40,520	87,855
				2	20,700	11,2	15,435	47,335		
36	KLINGENBJERG Kristoffer	91	 DEN	1	22,500		16,910		39,410	87,395
				2	20,100	11,6	16,285	47,985		
37	JENSEN Mathias	90	 DEN	1	24,300		16,250		40,550	87,160
				2	19,800	11,4	15,410	46,610		
38	FERRAZ Bruno	137	 SUI	1	23,400		16,245		39,645	86,810
				2	20,100	12,0	15,065	47,165		
39	TUURI Antti	100	 FIN	1	23,100		15,930		39,030	86,615
				2	19,800	12,0	15,785	47,585		
40	JERNOV Carl Emil	92	 DEN	1	22,500		16,275		38,775	86,350
				2	18,900	13,3	15,375	47,575		
41	SCHMITZ Zilver	124	 NED	1	22,800		16,220		39,020	86,235
				2	19,800	12,2	15,215	47,215		
42	KATKIEWICZ Slawomir	128	 POL	1	23,100		16,480		39,580	85,615
				2	16,800	13,1	16,135	46,035		
43	NEUWIRTH Sebastian	77	 AUT	1	22,500		16,140		38,640	85,485
				2	18,600	12,5	15,745	46,845		
44	GULEN Erce	146	 TUR	1	22,200		16,690		38,890	85,325
				2	21,600	9,0	15,835	46,435		
45	AMSLER Yann	139	 SUI	1	24,000		17,415		41,415	85,210
				2	18,300	11,3	14,195	43,795		
46	LAVINO Marco	119	 ITA	1	22,800		16,150		38,950	84,845
				2	20,400	10,0	15,495	45,895		
47	RIEDL Ladislav	88	 CZE	1	22,800		15,760		38,560	84,590
				2	18,900	12,0	15,130	46,030		

Rk	Name	#	NF	Pass	E	D	T	P	Score	Total
48	PELANT Michal	87	 CZE	1 21,900 2 19,200		10,4	16,785 16,110		38,685 45,710	84,395
49	GURER Afer Mert	147	 TUR	1 24,900 2 17,700		10,0	16,555 15,145		41,455 42,845	84,300
50	BUYUKARSLAN Dogukan	148	 TUR	1 24,000 2 19,500		8,9	16,395 15,050		40,395 43,450	83,845
51	CUGUNOVAS Eigirdas	120	 LTU	1 22,800 2 18,900		11,0	15,500 15,600		38,300 45,500	83,800
52	DUBINOVIC Denis	121	 LTU	1 20,700 2 19,800		10,3	16,405 16,050		37,105 46,150	83,255
53	PETTERSSON Herman	142	 SWE	1 21,600 2 18,900		10,5	15,890 16,000		37,490 45,400	82,890
54	ABRAHAMS Michael	127	 NED	1 20,700 2 19,200		12,9	15,135 14,475		35,835 46,575	82,410
55	KOGAN Yan	149	 UKR	1 21,300 2 19,500		10,4	15,755 15,235		37,055 45,135	82,190
56	KLEVELL Filip	143	 SWE	1 22,800 2 20,100		9,6	15,295 14,080		38,095 43,780	81,875
57	LO PRETE Edoardo	117	 ITA	1 21,300 2 19,800		10,3	15,255 15,020		36,555 45,120	81,675
58	PATISSO COLONNA Samuele	118	 ITA	1 21,900 2 18,900		11,2	14,760 13,995		36,660 44,095	80,755
59	VALLE Jordi	116	 ITA	1 21,300 2 18,900		8,9	16,190 15,050		37,490 42,850	80,340
60	BALI Ioannis	112	 GRE	1 24,300 2 15,300		8,6	16,725 11,740		41,025 35,640	76,665
61	ZILINSKAS Naglis	122	 LTU	1 19,800 2 17,700		8,4	14,880 14,460		34,680 40,560	75,240
62	VEDLER Karl Oskar	99	 EST	1 19,500 2 17,100		8,4	14,780 12,855		34,280 38,355	72,635

Rk	Name	#	NF	Pass	E	D	T	P	Score	Total
63	SANCHEZ Raul	94	 ESP	1 14,400 2 20,100		11,0	10,415 15,365		24,815 46,465	71,280
64	ZOREC Jaka	141	 SLO	1 12,600 2 15,000		8,1	14,460 14,655		27,060 37,755	64,815
65	ENGL Thomas	79	 AUT	1 21,900 2 9,900		7,1	16,265 7,890		38,165 24,890	63,055
66	DE VROE Eugeni	95	 ESP	1 22,500 2 9,000		5,0	16,805 6,700		39,305 20,700	60,005
67	MAKRIS Evangelos	113	 GRE	1 4,800 2 18,600		12,4	3,585 16,325		8,385 47,325	55,710
68	SAMOILOV Denis	134	 RUS	1 23,700 2 4,200		3,1	17,295 3,705		40,995 11,005	52,000
69	BERGSMA Daan	126	 NED	1 2,400 2 19,200		8,7	1,675 14,790		4,075 42,690	46,765
70	VILARASAU Robert	96	 ESP	1 4,800 2 16,500		8,8	3,555 11,625		8,355 36,925	45,280
71	GEENS Wannes	80	 BEL	1 21,900 2 2,100		1,8	16,885 1,665		38,785 5,565	44,350
72	LANGEL Siim	98	 EST	1 20,700 2 1,800		1,7	16,600 1,745		37,300 5,245	42,545
73	PSCELOVSKIJ Lesard	123	 LTU	1 16,800 2 1,800		1,3	13,595 1,520		30,395 4,620	35,015

SJ-P:ZEMAN Vladimir (UEG) SJ-E:STOYCHEVA Mariela (UEG) SJ-D:SIEGFRIED Patrick (UEG) CJP:FREDERIKSEN Trine (DEN)
 E1:LEBEDZEVA Natalia (BLR) E2:GUT Marcel (SUI) E3:SVARAK Viktor (LTU) E4:BRAILOVA Regina (UKR) E5:GORANSSON Mats (SWE)
 D6:AGAFONOVA Svetlana (RUS) D7:PEDOSON Merle (EST) T8:TRENNER Michael (AUT) R:BANASAKIS Theodoros (GRE)

Saturday, April 2nd
TRA Junior Boys - Semifinal Round

Superior Jury			
	Rol	Name	NF
	SJ-P	ZEMAN Vladimir	UEG
	SJ-E	KARAVAEVA Irina	UEG
	SJ-D	NUNES Luis	UEG

Judges			
	Rol	Name	NF
	CJP	FREDERIKSEN Trine	DEN
	E1	PEDOSON Merle	EST
	E2	GUT Marcel	SUI
	E3	VANGELOVA Mariya	BUL
	E4	BRAILOVA Regina	UKR
	E5	GORANSSON Mats	SWE
	D6	AGAFONOVA Svetlana	RUS
	D7	LEBEDZEVA Natallia	BLR
	T8	TRENNER Michael	AUT
	R	SVARAK Viktor	LTU

LEGEND

SJ-P President **SJ-E** Execution Superior Jury **SJ-D** Difficulty Superior Jury
CJP Chair of Judges' Panel **Ex** Execution Judges (x=1-5) **D6/D7** Difficulty Judges **T8** Time of Flight Judge
R Reserve

TRA Boys Semifinal



Rk	Name	#	NF	Pass	E	D	T	P	Score	Total
1	MIHALEV Mariyan	86	BUL	1	24,300	14,0	16,460		54,760	54,760 Q
2	KRYUCHKOV Nikolay	136	RUS	1	24,900	13,5	16,315		54,715	54,715 Q
3	DUDARAU Aliaksei	82	BLR	1	23,400	14,1	17,070		54,570	54,570 Q
4	SANIKIDZE Timur	133	RUS	1	24,000	13,3	17,015		54,315	54,315 Q
5	WIZANI Benny	78	AUT	1	23,100	14,2	16,855		54,155	54,155 Q
6	LACHAVANNE Sebastien	140	SUI	1	23,100	14,8	15,945		53,845	53,845 Q
7	MIKISHKA Artur	84	BLR	1	23,100	13,3	17,275		53,675	53,675 Q
8	SCHULDT Matthias	111	GER	1	22,200	15,0	16,425		53,625	53,625 Q
9	STAMP Andrew	108	GBR	1	23,400	13,1	17,095		53,595	53,595 R
10	TAVARES Ruben	132	POR	1	24,300	12,9	16,075		53,275	53,275 R
11	NORTHOVER Rhys	107	GBR	1	22,200	14,4	16,315		52,915	52,915
12	HARTMANN Felix	110	GER	1	23,100	14,2	15,600		52,900	52,900
13	FOMCHANKA Mikita	81	BLR	1	22,500	13,8	16,130		52,430	52,430
14	RIOU Florestan	103	FRA	1	23,100	13,0	16,270		52,370	52,370
15	MARTINS Goncalo	130	POR	1	24,000	12,6	15,635		52,235	52,235
16	MAGALHAES Miguel	131	POR	1	22,800	12,9	16,180		51,880	51,880

TRA Boys Semifinal

Rk	Name	#	NF	Pass	E	D	T	P	Score	Total
17	MARTINEZ Alejandro	93	ESP	1	22,500	13,0	16,140		51,640	51,640
18	SAVCHENKO Artem	151	UKR	1	21,000	12,9	15,920		49,820	49,820
19	CHEVALIER Alexis	101	FRA	1	21,900	11,5	15,970		49,370	49,370
20	LEFAS Petros	115	GRE	1	21,600	11,2	15,415		48,215	48,215
21	BEST Moritz	109	GER	1	18,000	10,4	12,980		41,380	41,380
22	CHARTIER Julian	104	FRA	1	13,200	8,2	10,190		31,590	31,590
23	DOROGIN Alexey	135	RUS	1	6,600	4,7	5,335		16,635	16,635
24	BRADSHAW Alex	105	GBR	1	4,800	3,0	3,675		11,475	11,475

SJ-P:ZEMAN Vladimir (UEG) SJ-D:NUNES Luis (UEG) SJ-E:KARAVAEVA Irina (UEG) CJP:FREDERIKSEN Trine (DEN)
E1:PEDOSON Merle (EST) E2:GUT Marcel (SUI) E3:VANVELOVA Mariya (BUL) E4:BRAILOVA Regina (UKR) E5:GORANSSON Mats (SWE)
D6:AGAFONOVA Svetlana (RUS) D7:LEBEDZEVA Natallia (BLR) T8:TRENNER Michael (AUT) R:SVARAK Viktor (LTU)

Thursday, April 7th
TRA Junior Boys - Final

Superior Jury			
	Rol	Name	NF
	SJ	STOYCHEVA Mariela	UEG
	SJ	KARAVAEVA Irina	UEG
	SJ	VICENTE Miguel	UEG

Judges			
	Rol	Name	NF
	CJP	FREDERIKSEN Trine	DEN
	E1	JONES Andrew	GBR
	E2	FILGUEIRA Santiago	ESP
	E3	SIMAO Rute	POR
	E4	BRAILOVA Regina	UKR
	E5	GORANSSON Mats	SWE
	D6	AGAFONOVA Svetlana	RUS
	D7	LEBEDZEVA Natallia	BLR
	T8	TRENNER Michael	AUT
	R	BANASAKIS Theodoros	GRE

LEGEND

SJ-P President **SJ-E** Execution Superior Jury **SJ-D** Difficulty Superior Jury
CJP Chair of Judges' Panel **Ex** Execution Judges (x=1-5) **D6/D7** Difficulty Judges **T8** Time of Flight Judge
R Reserve

TRA Boys Final





Rk	Name	#	NF	Pass	E	D	T	P	Score	Total
1	MIKISHKA Artur	84	BLR	1	24,600	13,9	17,485		55,985	55,985
2	DUDARAU Aliaksei	82	BLR	1	24,600	14,1	16,935		55,635	55,635
3	SANIKIDZE Timur	133	RUS	1	23,700	13,3	17,250		54,250	54,250
4	KRYUCHKOV Nikolay	136	RUS	1	24,000	13,5	16,345		53,845	53,845
5	LACHAVANNE Sebastien	140	SUI	1	22,800	14,8	15,910		53,510	53,510
6	WIZANI Benny	78	AUT	1	22,200	14,2	16,690		53,090	53,090
7	MIHALEV Mariyan	86	BUL	1	22,500	14,0	16,355		52,855	52,855
8	SCHULDT Matthias	111	GER	1	11,700	7,6	8,555		27,855	27,855

SJ:STOYCHEVA Mariela (UEG) SJ:KARAVAEVA Irina (UEG) SJ:VICENTE Miguel (UEG) CJP:FREDERIKSEN Trine (DEN)
E1:JONES Andrew (GBR) E2:FILGUEIRA Santiago (ESP) E3:SIMAO Rute (POR) E4:BRILLOVA Regina (UKR) E5:GORANSSON Mats (SWE)
D6:AGAFONOVA Svetlana (RUS) D7:LEBEDZEVA Natallia (BLR) T8:TRENNER Michael (AUT) R:BANASAKIS Theodoros (GRE)

TRA Boys Prelims

Rk	Team		National Federation						TOTAL
P	Req	Gymnast	#		E	Dif	ToF	Pen	Nota
1	Belarus			BLR					290,565
1	1	MIKISHKA Artur	84		27,000		18,415		45,415
1	2	ILYINYKH Mikita	83		26,400		17,560		43,960
1	3	DUDARAU Aliaksei	82		24,900		17,560		42,460
4	4	FOMCHANKA Mikita	81		25,200		16,995		42,195
2	1	MIKISHKA Artur	84		23,400	13,9	17,210		54,510
2	2	DUDARAU Aliaksei	82		22,200	13,9	16,610		52,710
2	3	FOMCHANKA Mikita	81		22,200	13,1	16,210		51,510
2	4	ILYINYKH Mikita	83		20,700	12,2	16,130		49,030
2	Russia			RUS					286,170
1	1	DOROGIN Alexey	135		25,500		18,320		43,820
1	2	SANIKIDZE Timur	133		25,800		17,265		43,065
1	3	KRYUCHKOV Nikolay	136		24,600		17,500		42,100
4	4	SAMOILOV Denis	134		23,700		17,295		40,995
2	1	SANIKIDZE Timur	133		23,100	13,3	17,060		53,460
2	2	KRYUCHKOV Nikolay	136		22,200	13,5	16,185		51,885
2	3	DOROGIN Alexey	135		20,700	14,0	17,140		51,840
2	4	SAMOILOV Denis	134		4,200	3,1	3,705		11,005
3	Great Britain			GBR					281,500
1	1	STAMP Andrew	108		24,900		17,585		42,485
1	2	BRADSHAW Alex	105		24,000		17,510		41,510
1	3	NORTHOVER Rhys	107		23,100		16,970		40,070
4	4	NEWMAN Joshua	106		22,500		17,455		39,955
2	1	STAMP Andrew	108		23,400	13,1	16,595		53,095
2	2	NORTHOVER Rhys	107		21,300	14,4	16,805		52,505
2	3	BRADSHAW Alex	105		21,000	14,2	16,635		51,835
2	4	NEWMAN Joshua	106		20,700	14,2	15,905		50,805
4	Germany			GER					275,260
1	1	BEST Moritz	109		25,800		16,775		42,575
1	2	HARTMANN Felix	110		23,400		16,810		40,210
1	3	SCHULDT Matthias	111		22,500		17,620		40,120
2	1	SCHULDT Matthias	111		20,400	15,0	16,755		52,155
2	2	BEST Moritz	109		21,300	13,1	16,055		50,455
2	3	HARTMANN Felix	110		19,800	14,2	15,745		49,745





TRA Boys Prelims

Rk	Team		National Federation				TOTAL		
P	Req	Gymnast	#	E	Dif	ToF	Pen	Nota	
5	Portugal			POR		274,705			
1	1	TAVARES Ruben	132	24,900		17,115		42,015	
1	2	MAGALHAES Miguel	131	24,600		16,820		41,420	
1	3	MARTINS Goncalo	130	24,600		16,685		41,285	
2	1	TAVARES Ruben	132	21,900	13,1	15,760		50,760	
2	2	MARTINS Goncalo	130	21,600	12,6	15,585		49,785	
2	3	MAGALHAES Miguel	131	19,500	13,8	16,140		49,440	
6	France			FRA		273,380			
1	1	CHEVALIER Alexis	101	24,900		16,945		41,845	
1	2	CHARTIER Julian	104	24,000		17,260		41,260	
1	3	RIOU Florestan	103	23,400		16,620		40,020	
4	4	DURAND Valentin	102	22,500		17,110		39,610	
2	1	CHARTIER Julian	104	22,200	12,0	16,175		50,375	
2	2	CHEVALIER Alexis	101	21,600	12,4	16,225		50,225	
2	3	RIOU Florestan	103	21,300	12,3	16,055		49,655	
2	4	DURAND Valentin	102	21,600	11,9	16,075		49,575	
7	Switzerland			SUI		271,060			
1	1	LACHAVANNE Sebastien	140	25,200		17,625		42,825	
1	2	AMSLER Yann	139	24,000		17,415		41,415	
1	3	BRUHIN Loan	138	23,700		16,820		40,520	
4	4	FERRAZ Bruno	137	23,400		16,245		39,645	
2	1	LACHAVANNE Sebastien	140	21,000	14,8	16,000		51,800	
2	2	BRUHIN Loan	138	20,700	11,2	15,435		47,335	
2	3	FERRAZ Bruno	137	20,100	12,0	15,065		47,165	
2	4	AMSLER Yann	139	18,300	11,3	14,195		43,795	
8	Greece			GRE		266,570			
1	1	LEFAS Petros	115	25,800		15,720		41,520	
1	2	BALI Ioannis	112	24,300		16,725		41,025	
1	3	MAKRIS Dimitrios	114	22,200		16,695		38,895	
4	4	MAKRIS Evangelos	113	4,800		3,585		8,385	
2	1	MAKRIS Dimitrios	114	20,400	12,5	16,415		49,315	
2	2	LEFAS Petros	115	22,200	11,2	15,090		48,490	
2	3	MAKRIS Evangelos	113	18,600	12,4	16,325		47,325	
2	4	BALI Ioannis	112	15,300	8,6	11,740		35,640	

TRA Boys Prelims

Rk	Team		National Federation						TOTAL
P	Req	Gymnast	#	E	Dif	ToF	Pen	Nota	
9	Denmark			DEN					264,150
1	1	JENSEN Mathias	90					40,550	
1	2	CHEUNG Lucas	89					40,230	
1	3	KLINGENBJERG Kristoffer	91					39,410	
4	4	JERNOV Carl Emil	92					38,775	
2	1	CHEUNG Lucas	89		11,6	15,500		48,400	
2	2	KLINGENBJERG Kristoffer	91		11,6	16,285		47,985	
2	3	JERNOV Carl Emil	92		13,3	15,375		47,575	
2	4	JENSEN Mathias	90		11,4	15,410		46,610	
10	Turkey			TUR					260,570
1	1	GURER Afer Mert	147					41,455	
1	2	BUYUKARSLAN Dogukan	148					40,395	
1	3	ALTINEL Koray	145					39,935	
4	4	GULEN Erce	146					38,890	
2	1	ALTINEL Koray	145		10,3	15,800		48,900	
2	2	GULEN Erce	146		9,0	15,835		46,435	
2	3	BUYUKARSLAN Dogukan	148		8,9	15,050		43,450	
2	4	GURER Afer Mert	147		10,0	15,145		42,845	
11	Ukraine			UKR					260,185
1	1	SAVCHENKO Artem	151					40,585	
1	2	IVANSKYI Mykyta	150					38,415	
1	3	KOGAN Yan	149					37,055	
2	1	IVANSKYI Mykyta	150		9,6	16,755		49,755	
2	2	SAVCHENKO Artem	151		11,8	16,440		49,240	
2	3	KOGAN Yan	149		10,4	15,235		45,135	
12	Netherlands			NED					257,040
1	1	VAN LANGEN Max	125					39,760	
1	2	SCHMITZ Zilver	124					39,020	
1	3	ABRAHAMS Michael	127					35,835	
4	4	BERGSMA Daan	126					4,075	
2	1	VAN LANGEN Max	125		14,1	15,935		48,635	
2	2	SCHMITZ Zilver	124		12,2	15,215		47,215	
2	3	ABRAHAMS Michael	127		12,9	14,475		46,575	
2	4	BERGSMA Daan	126		8,7	14,790		42,690	

TRA Boys Prelims

Rk	Team		National Federation		TOTAL			
P	Req	Gymnast	#	E	Dif	ToF	Pen	Nota
13	Italy			ITA	248,210			
1	1	LAVINO Marco	119	22,800		16,150		38,950
1	2	VALLE Jordi	116	21,300		16,190		37,490
1	3	PATISSO Samuele	118	21,900		14,760		36,660
4	4	LO PRETE Edoardo	117	21,300		15,255		36,555
2	1	LAVINO Marco	119	20,400	10,0	15,495		45,895
2	2	LO PRETE Edoardo	117	19,800	10,3	15,020		45,120
2	3	PATISSO Samuele	118	18,900	11,2	13,995		44,095
2	4	VALLE Jordi	116	18,900	8,9	15,050		42,850
14	Austria			AUT	242,455			
1	1	WIZANI Benny	78	24,000		17,245		41,245
1	2	NEUWIRTH Sebastian	77	22,500		16,140		38,640
1	3	ENGL Thomas	79	21,900		16,265		38,165
2	1	WIZANI Benny	78	21,600	14,2	16,870		52,670
2	2	NEUWIRTH Sebastian	77	18,600	12,5	15,745		46,845
2	3	ENGL Thomas	79	9,900	7,1	7,890		24,890
15	Lithuania			LTU	242,295			
1	1	CUGUNOVAS Eigirdas	120	22,800		15,500		38,300
1	2	DUBINOVIC Denis	121	20,700		16,405		37,105
1	3	ZILINSKAS Naglis	122	19,800		14,880		34,680
4	4	PSCHELOVSKIJ Lesard	123	16,800		13,595		30,395
2	1	DUBINOVIC Denis	121	19,800	10,3	16,050		46,150
2	2	CUGUNOVAS Eigirdas	120	18,900	11,0	15,600		45,500
2	3	ZILINSKAS Naglis	122	17,700	8,4	14,460		40,560
2	4	PSCHELOVSKIJ Lesard	123	1,800	1,3	1,520		4,620
16	Spain			ESP	236,700			
1	1	MARTINEZ Alejandro	93	22,500		16,825		39,325
1	2	DE VROE Eugeni	95	22,500		16,805		39,305
1	3	SANCHEZ Raul	94	14,400		10,415		24,815
4	4	VILARASAU Robert	96	4,800		3,555		8,355
2	1	MARTINEZ Alejandro	93	20,400	13,1	16,365		49,865
2	2	SANCHEZ Raul	94	20,100	11,0	15,365		46,465
2	3	VILARASAU Robert	96	16,500	8,8	11,625		36,925
2	4	DE VROE Eugeni	95	9,000	5,0	6,700		20,700

SJ-P:ZEMAN Vladimir (UEG) SJ-E:STOYCHEVA Mariela (UEG) SJ-D: SIEGFRIED Patrick (UEG) CJP:FREDERIKSEN Trine (DEN)
E1:LEBEDZEVA Natallia (BLR) E2:GUT Marcel (SUI) E3:SVARAK Viktor (LTU) E4:BRAILOVA Regina (UKR) E5:GORANSSON Mats (SWE)
D6:AGAFONOVA Svetlana (RUS) D7:PEDOSON Merle (EST) T8:TRENNER Michael (AUT) R:BANASAKIS Theodoros (GRE)

Thursday, March 31st
TRA Junior Boys - Team Final

Superior Jury			
	Rol	Name	NF
	SJ-E	STOYCHEVA Mariela	UEG
	SJ-D	SIEGFRIED Patrick	UEG
	SJ-E	VAN WETERING Babette	UEG

Judges			
	Rol	Name	NF
	CJP	FREDERIKSEN Trine	DEN
	E1	PEDOSON Merle	EST
	E2	GUT Marcel	SUI
	E4	BRAILOVA Regina	UKR
	E3	VANGELOVA Mariya	BUL
	D6	AGAFONOVA Svetlana	RUS
	E5	GORANSSON Mats	SWE
	D7	LEBEDZEVA Natallia	BLR
	R	BANASAKIS Theodoros	GRE
	T8	TRENNER Michael	AUT

LEGEND

SJ-P President **SJ-E** Execution Superior Jury **SJ-D** Difficulty Superior Jury
CJP Chair of Judges' Panel **Ex** Execution Judges (x=1-5) **D6/D7** Difficulty Judges **T8** Time of Flight Judge
R Reserve



Team Finals



TRA Boys Team Final

Rk	Team		National Federation		TOTAL			
P	Req	Gymnast	#	E	Dif	ToF	Pen	Nota
1	Belarus			BLR	163,330			
1	1	MIKISHKA Artur	84	24,300	13,3	17,765		55,365
1	2	DUDARAU Aliaksei	82	24,000	13,3	16,865		54,165
1	3	ILYINYKH Mikita	83	23,100	14,0	16,700		53,800
4	4	FOMCHANKA Mikita	81	23,400	13,1	16,460		52,960
2	Great Britain			GBR	162,420			
1	1	STAMP Andrew	108	25,500	13,1	17,100		55,700
1	2	NORTHOVER Rhys	107	22,800	14,4	16,870		54,070
1	3	NEWMAN Joshua	106	21,900	14,2	16,550		52,650
4	4	BRADSHAW Alex	105	18,300	10,2	15,850		44,350
3	Russia			RUS	159,125			
1	1	KRYUCHKOV Nikolay	136	25,200	13,5	16,580		55,280
1	2	SANIKIDZE Timur	133	22,500	13,3	16,830		52,630
1	3	SAMOILOV Denis	134	20,700	13,3	17,215		51,215
4	4	DOROGIN Alexey	135	2,400	1,8	1,860		6,060
4	Germany			GER	155,835			
1	1	SCHULDT Matthias	111	22,500	15,0	16,650		54,150
1	2	HARTMANN Felix	110	21,300	14,2	15,765		51,265
1	3	BEST Moritz	109	21,300	12,9	16,220		50,420
5	Portugal			POR	153,480			
1	1	MAGALHAES Miguel	131	21,900	13,8	15,915		51,615
1	2	TAVARES Ruben	132	22,500	12,7	15,865		51,065
1	3	MARTINS Goncalo	130	22,500	12,6	15,700		50,800

SJ-D: SIEGFRIED Patrick (UEG) SJ-E: STOYCHEVA Mariela (UEG) SJ-E: VAN WETERING Babette (UEG) CJP: FREDERIKSEN Trine (DEN)
 E1: PEDOSON Merle (EST) E2: GUT Marcel (SUI) E3: VANGELOVA Mariya (BUL) E4: BRAILOVA Regina (UKR) E5: GORANSSON Mats (SWE)
 D6: AGAFONOVA Svetlana (RUS) D7: LEBEDZEVA Natallia (BLR) T8: TRENNER Michael (AUT) R: BANASAKIS Theodoros (GRE)



Friday, April 1st
TRA Senior Women - Preliminary Round

Superior Jury			
	Rol	Name	NF
	SJ-P	ZEMAN Vladimir	UEG
	SJ-E	NUNES Luis	UEG
	SJ-D	STOYCHEVA Mariela	UEG

Judges			
	Rol	Name	NF
	CJP	LAVERGNE Lilian	FRA
	E1	RODRIGUEZ Maria	ESP
	E2	OKONIEWSKI Waldemar	POL
	E3	PISCARRETA Sara	POR
	E4	ANDERSSON Ulf	SWE
	E5	BIERENFELD Gerda	GER
	D6	SINIAKOVA Olga	RUS
	D7	KHOPERIA Rusudan	GEO
	T8	EPELBAUM Sergey	ISR
	IO	KAGARLYTSKYI Viktor	UKR
	R	HALASZ Tibor	HUN

LEGEND

SJ-P President **SJ-E** Execution Superior Jury **SJ-D** Difficulty Superior Jury
CJP Chair of Judges' Panel **Ex** Execution Judges (x=1-5) **D6/D7** Difficulty Judges **T8** Time of Flight Judge
R Reserve


















TRA Women Prelims



















Rk	Name	#	NF	Pass	E	D	T	P	Score	Total
1	PAVLOVA Yana	194	RUS	1	27,300	2,7	16,935		46,935	100,890
				2	22,800	15,0	16,155		53,955	
2	GOLOVINA Luba	179	GEO	1	27,000	2,9	17,280		47,180	99,860
				2	23,400	12,9	16,380		52,680	
3	ADAM Leonie	180	GER	1	27,300	2,3	16,545		46,145	98,745
				2	23,700	12,9	16,000		52,600	
4	HARCHONAK Hanna	155	BLR	1	26,100	2,9	17,520		46,520	98,705
				2	23,700	12,1	16,385		52,185	
5	CLARK Pamela	172	GBR	1	25,200	2,9	16,770		44,870	98,545
				2	22,500	15,0	16,175		53,675	
6	JURBERT Marine	171	FRA	1	26,100	2,9	16,710		45,710	98,265
				2	23,400	13,1	16,055		52,555	
7	DRISCOLL Katherine	173	GBR	1	25,800	2,7	17,020		45,520	97,835
				2	21,900	14,4	16,015		52,315	
8	PARKER Amanda	175	GBR	1	27,000	2,8	16,220		46,020	97,615
				2	22,200	14,4	14,995		51,595	
9	MOSKVINA Nataliya	202	UKR	1	25,200	2,9	16,345		44,445	97,555
				2	23,400	14,2	15,510		53,110	
10	FRYDRYCHOVA Zita	160	CZE	1	26,100	3,1	16,975		46,175	97,410
				2	22,200	13,5	15,535		51,235	
11	WIRTH Sylvie	195	SUI	1	26,100	2,7	16,605		45,405	95,885
				2	21,600	13,5	15,380		50,480	
12	RENTE Ana	190	POR	1	25,200	3,1	16,690		44,990	95,850
				2	21,300	13,8	15,760		50,860	
13	KOCESOK Susana	193	RUS	1	24,900	3,1	17,095		45,095	95,735
				2	21,000	13,6	16,040		50,640	
14	LABROUSSE Lea	169	FRA	1	24,600	3,1	16,095		43,795	95,590
				2	23,100	13,3	15,395		51,795	
15	PAGE Bryony	174	GBR	1	27,300	2,9	16,145		46,345	95,370
				2	20,100	14,4	14,525		49,025	
16	MUELLER Silva	181	GER	1	25,500	2,9	16,140		44,540	95,200
				2	22,500	13,1	15,060		50,660	

TRA Women Prelims



Rk	Name	#	NF	Pass	E	D	T	P	Score	Total
17	PRAT Claudia	167	 ESP	1	26,100	2,7	16,635		45,435	95,005
				2	20,100	13,6	15,870	49,570	Q	
18	MARTINS Beatriz	189	 POR	1	25,800	2,9	16,470		45,170	94,340
				2	20,700	13,6	14,870	49,170	Q	
19	ODISHVILI Ana	178	 GEO	1	26,700	1,6	16,030		44,330	94,190
				2	21,600	13,3	14,960	49,860	Q	
20	MALKOVA Svitlana	199	 UKR	1	23,400	3,3	16,640		43,340	94,185
				2	21,900	13,1	15,845	50,845	Q	
21	BADYHINA Palina	157	 BLR	1	25,200	2,0	15,680		42,880	93,065
				2	23,100	12,1	14,985	50,185	Q	
22	BET Bo	188	 NED	1	24,900	2,5	16,315		43,715	93,065
				2	21,000	13,3	15,050	49,350	Q	
23	SAINZ Cristina	166	 ESP	1	25,200	2,2	16,090		43,490	92,525
				2	21,900	12,7	14,435	49,035	Q	
24	KASAPOGLOU Lila	182	 GRE	1	23,700	3,1	16,140		42,940	92,440
				2	20,700	14,0	14,800	49,500	Q	
25	GOGASHVILI Nana	176	 GEO	1	25,800	2,5	15,015		43,315	91,940
				2	25,800	8,0	14,825	48,625	Q	
26	RYZHKOVA Vladislava	191	 RUS	1	25,200	1,5	16,000		42,700	91,425
				2	21,300	12,1	15,325	48,725	R	
27	MASFRET Cristina	165	 ESP	1	24,600	2,2	15,755		42,555	91,360
				2	22,800	11,1	14,905	48,805	R	
28	PARIS Laura	168	 FRA	1	22,200	1,5	15,300		39,000	91,225
				2	24,000	12,1	16,125	52,225		
29	ZAITSEVA Sabina	153	 AZE	1	24,000	2,2	16,300		42,500	90,150
				2	21,000	11,4	15,250	47,650		
30	RYDEN Hanna	196	 SWE	1	23,700	1,8	15,600		41,100	87,545
				2	20,400	10,7	15,345	46,445		
31	IVANOVA Simona	159	 BUL	1	23,700	2,2	15,960		41,860	86,870
				2	19,200	10,8	15,010	45,010		

Rk	Name	#	NF	Pass	E	D	T	P	Score	Total
32	WALMOD Maila	161	 DEN	1	22,500	2,5	15,880		40,880	86,575
				2	18,600	12,0	15,095	45,695		
33	SJOBERG Lina	198	 SWE	1	21,000	3,1	15,020		39,120	86,220
				2	19,800	12,9	14,400	47,100		
34	SANTIAGO Elvira	164	 ESP	1	20,700	2,9	14,795		38,395	84,725
				2	21,300	10,2	14,830	46,330		
35	KORNETSKAYA Anna	192	 RUS	1	25,200	2,9	16,835		44,935	84,440
				2	16,500	9,3	13,705	39,505		
36	MOGENSEN Helena	162	 DEN	1	21,300	2,5	15,415		39,215	84,365
				2	19,500	10,7	14,950	45,150		
37	HEDBERG LUNDBLAD Louise	197	 SWE	1	22,500	1,8	15,100		39,400	82,965
				2	19,500	10,0	14,065	43,565		
38	SMITH Vanessa Rae	163	 DEN	1	20,400	2,5	15,190		38,090	81,630
				2	18,900	9,7	14,940	43,540		
39	CSANICZ Laura Blanka	183	 HUN	1	19,500	1,5	14,270		35,270	76,545
				2	18,900	7,9	14,475	41,275		
40	BOERSMA Kirsten	187	 NED	1	25,200	2,7	16,500		44,400	70,620
				2	10,800	7,4	8,020	26,220		
41	KYIKO Maryna	201	 UKR	1	7,800	0,0	4,980		12,780	63,275
				2	21,300	13,8	15,395	50,495		
42	BAKUNOVYTSKA Anna	200	 UKR	1	4,200	1,7	3,360		9,260	60,650
				2	22,800	13,1	15,490	51,390		
43	FOKKE Tara	186	 NED	1	19,200	0,7	16,375		36,275	59,865
				2	10,200	5,4	7,990	23,590		
44	PIATRENIA Tatsiana	156	 BLR	1	25,800	2,9	16,760		45,460	57,075
				2	4,800	3,4	3,415	11,615		
45	NATTA Vincente	170	 FRA	1	24,900	3,1	16,570		44,570	54,375
				2	3,900	2,5	3,405	9,805		
46	JANJGAVA Teona	177	 GEO	1	25,200	1,6	16,105		42,905	53,200
				2	3,900	3,1	3,295	10,295		
47	LENDERS Andrea	185	 NED	1	25,800	2,9	16,555		45,255	51,430
				2	2,400	2,0	1,775	6,175		



TRA Women Prelims



Rk	Name	#	NF	Pass	E	D	T	P	Score	Total
48	LON Maryia	154	BLR	1	26,700	2,0	16,930		45,630	51,275
				2	2,400	1,5	1,745	5,645		
49	MICHELINI Costanza	184	ITA	1	16,200	2,9	17,255		36,355	46,675
				2	3,900	3,2	3,220	10,320		

SJ-P:ZEMAN Vladimir (UEG) SJ-D:STOYCHEVA Mariela (UEG) SJ-E:NUNES Luis (UEG) CJP:LAVERGNE Lilian (FRA)
 E1:RODRIGUEZ Maria (ESP) E2:OKONIEWSKI Waldemar (POL) E3:PISCARRETA Sara (POR) E4:ANDERSSON Ulf (SWE) E5:BIERENFELD Gerda (GER)
 D6:SINIAKOVA Olga (RUS) D7:KHOPERIA Rusudan (GEO) T8:EPELBAUM Sergey (ISR) IO:KAGARLYTSKYI Viktor (UKR) R:HALASZ Tibor (HUN)



Saturday, April 2nd
TRA Senior Women - Semifinal Round

Superior Jury			
	Rol	Name	NF
	SJ-P	ZEMAN Vladimir	UEG
	SJ-E	STOYCHEVA Mariela	UEG
	SJ-D	VAN WETERING Babette	UEG

Judges			
	Rol	Name	NF
	CJP	LAVERGNE Lilian	FRA
	E1	THOMPSON Claire	GBR
	E2	OKONIEWSKI Waldemar	POL
	E3	PISCARRETA Sara	POR
	E4	ANDERSSON Ulf	SWE
	E5	BIERENFELD Gerda	GER
	D6	SINIAKOVA Olga	RUS
	D7	KHOPERIA Rusudan	GEO
	T8	KAGARLYTSKYI Viktor	UKR
	IO	HALASZ Tibor	HUN
	R	EPELBAUM Sergey	ISR

LEGEND

SJ-P President **SJ-E** Execution Superior Jury **SJ-D** Difficulty Superior Jury
CJP Chair of Judges' Panel **Ex** Execution Judges (x=1-5) **D6/D7** Difficulty Judges **T8** Time of Flight Judge
R Reserve



TRA Women Semifinal



Rk	Name	#	NF	Pass	E	D	T	P	Score	Total
1	PAVLOVA Yana	194	RUS	1	24,300	14,0	16,365		54,665	54,665 Q
2	RENTE Ana	190	POR	1	24,000	13,8	15,935		53,735	53,735 Q
3	CLARK Pamela	172	GBR	1	22,500	15,0	16,170		53,670	53,670 Q
4	MOSKVINA Nataliya	202	UKR	1	24,000	14,0	15,535		53,535	53,535 Q
5	HARCHONAK Hanna	155	BLR	1	23,700	13,1	16,605		53,405	53,405 Q
6	KOCHEKOV Susana	193	RUS	1	23,100	13,6	16,560		53,260	53,260 Q
7	ADAM Leonie	180	GER	1	24,300	12,9	15,975		53,175	53,175 Q
8	DRISCOLL Katherine	173	GBR	1	22,500	14,4	15,920		52,820	52,820 Q
9	LABROUSSE Lea	169	FRA	1	23,400	13,6	15,405		52,405	52,405 R
10	JURBERT Marine	171	FRA	1	23,100	12,7	15,540		51,340	51,340 R
11	BET Bo	188	NED	1	22,500	13,3	15,350		51,150	51,150
12	PARKER Amanda	175	GBR	1	21,600	14,2	15,100		50,900	50,900
13	MUELLER Silva	181	GER	1	22,500	13,1	15,095		50,695	50,695
14	RYZHKOVA Vladislava	191	RUS	1	21,900	13,1	15,280		50,280	50,280
15	KASAPOGLOU Lila	182	GRE	1	21,300	14,0	14,875		50,175	50,175
16	WIRTH Sylvie	195	SUI	1	21,300	13,5	15,365		50,165	50,165

TRA Women Semifinal



Rk	Name	#	NF	Pass	E	D	T	P	Score	Total
17	ODISHVILI Ana	178	GEO	1	22,200	13,3	14,495		49,995	49,995
18	BADYHINA Palina	157	BLR	1	22,500	12,1	14,820		49,420	49,420
19	GOGASHVILI Nana	176	GEO	1	25,500	9,2	14,655		49,355	49,355
20	MALKOVA Svitlana	199	UKR	1	18,000	13,7	16,100		47,800	47,800
21	SAINZ Cristina	166	ESP	1	21,000	12,5	14,285		47,785	47,785
22	MARTINS Beatriz	189	POR	1	20,400	12,7	14,675		47,775	47,775
23	FRYDRYCHOVA Zita	160	CZE	1	6,600	4,4	5,010		16,010	16,010
24	PRAT Claudia	167	ESP	1	2,400	2,0	1,785		6,185	6,185

SJ-P:ZEMAN Vladimir (UEG) SJ-E:STOYCHEVA Mariela (UEG) SJ-D:VAN WETERING Babette (UEG) CJP:LAVERGNE Lilian (FRA)
E1:THOMPSON Claire (GBR) E2:OKONIEWSKI Waldemar (POL) E3:PISCARRETA Sara (POR) E4:ANDERSSON Ulf (SWE) E5:BIERENFELD Gerda (GER)
D6:SINIANKOVA Olga (RUS) D7:KHOPERIA Rusudan (GEO) T8:KAGARLYTSKYI Viktor (UKR) IO:HALASZ Tibor (HUN) R:EPELBAUM Sergey (ISR)

Sunday, April 3rd
TRA Senior Women - Final

Superior Jury			
	Rol	Name	NF
	SJ	VAN WETERING Babette	UEG
	SJ	SIEGFRIED Patrick	UEG
	SJ	NUNES Luis	UEG

Judges			
	Rol	Name	NF
	CJP	LAVERGNE Lilian	FRA
	E1	RODRIGUEZ Maria	ESP
	E2	OKONIEWSKI Waldemar	POL
	E3	VAN DIJK Saskia	NED
	E4	ANDERSSON Ulf	SWE
	E5	KHOPERIA Rusudan	GEO
	D6	SINIAKOVA Olga	RUS
	D7	PASHKOUSKAYA Sviatlana	BLR
	T8	KAGARLYTSKYI Viktor	UKR
	R	HALASZ Tibor	HUN





LEGEND

SJ-P President **SJ-E** Execution Superior Jury **SJ-D** Difficulty Superior Jury
CJP Chair of Judges' Panel **Ex** Execution Judges (x=1-5) **D6/D7** Difficulty Judges **T8** Time of Flight Judge
R Reserve

Rk	Name	#	NF	Pass	E	D	T	P	Score	Total
1	PAVLOVA Yana	194	 RUS	1	24,300	15,0	16,265		55,565	55,565
2	HARCHONAK Hanna	155	 BLR	1	24,900	13,1	16,450		54,450	54,450
3	DRISCOLL Katherine	173	 GBR	1	23,100	15,0	16,205		54,305	54,305
4	KOCHESOK Susana	193	 RUS	1	23,700	13,6	16,745		54,045	54,045
5	MOSKVINA Nataliya	202	 UKR	1	23,400	14,4	15,440		53,240	53,240
6	CLARK Pamela	172	 GBR	1	21,600	15,0	16,285		52,885	52,885
7	ADAM Leonie	180	 GER	1	23,100	12,9	15,785		51,785	51,785
8	RENTE Ana	190	 POR	1	20,700	14,0	15,780		50,480	50,480

SJ:VAN WETERING Babette (UEG) SJ:SIEGFRIED Patrick (UEG) SJ:NUNES Luis (UEG) CJP:LAVERGNE Lilian (FRA)
 E1:RODRIGUEZ Maria (ESP) E2:OKONIEWSKI Waldemar (POL) E3:VAN DIJK Saskia (NED) E4:ANDERSSON Ulf (SWE) E5:KHOPERIA Rusudan (GEO)
 D6:SINIANKOVA Olga (RUS) D7:PASHKOUSKAYA Sviatlana (BLR) T8:KAGARLYTSKYI Viktor (UKR) R:HALASZ Tibor (HUN)

TRA Women Prelims

Rk	Team		National Federation						TOTAL
P	Req	Gymnast	#	E	Dif	ToF	Pen	Nota	
1	Great Britain		 GBR						295,470
1	1	PAGE Bryony	174	27,300	2,9	16,145		46,345	
1	2	PARKER Amanda	175	27,000	2,8	16,220		46,020	
1	3	DRISCOLL Katherine	173	25,800	2,7	17,020		45,520	
4	4	CLARK Pamela	172	25,200	2,9	16,770		44,870	
2	1	CLARK Pamela	172	22,500	15,0	16,175		53,675	
2	2	DRISCOLL Katherine	173	21,900	14,4	16,015		52,315	
2	3	PARKER Amanda	175	22,200	14,4	14,995		51,595	
2	4	PAGE Bryony	174	20,100	14,4	14,525		49,025	
2	France		 FRA						290,650
1	1	JURBERT Marine	171	26,100	2,9	16,710		45,710	
1	2	NATTA Vincente	170	24,900	3,1	16,570		44,570	
1	3	LABROUSSE Lea	169	24,600	3,1	16,095		43,795	
4	4	PARIS Laura	168	22,200	4,5	15,300		39,000	
2	1	JURBERT Marine	171	23,400	13,1	16,055		52,555	
2	2	PARIS Laura	168	24,000	12,1	16,125		52,225	
2	3	LABROUSSE Lea	169	23,100	13,3	15,395		51,795	
2	4	NATTA Vincente	170	3,900	2,5	3,405		9,805	
3	Russia		 RUS						290,285
1	1	PAVLOVA Yana	194	27,300	2,7	16,935		46,935	
1	2	KOCHEKOV Susana	193	24,900	3,1	17,095		45,095	
1	3	KORNETSKAYA Anna	192	25,200	2,9	16,835		44,935	
4	4	RYZHKOVA Vladislava	191	25,200	4,5	16,000		42,700	
2	1	PAVLOVA Yana	194	22,800	15,0	16,155		53,955	
2	2	KOCHEKOV Susana	193	21,000	13,6	16,040		50,640	
2	3	RYZHKOVA Vladislava	191	21,300	12,1	15,325		48,725	
2	4	KORNETSKAYA Anna	192	16,500	9,3	13,705		39,505	
4	Georgia		 GEO						285,990
1	1	GOLOVINA Luba	179	27,000	2,9	17,280		47,180	
1	2	ODISHVILI Ana	178	26,700	1,6	16,030		44,330	
1	3	GOGASHVILI Nana	176	25,800	2,5	15,015		43,315	
4	4	JANJGAVA Teona	177	25,200	4,6	16,105		42,905	
2	1	GOLOVINA Luba	179	23,400	12,9	16,380		52,680	
2	2	ODISHVILI Ana	178	21,600	13,3	14,960		49,860	
2	3	GOGASHVILI Nana	176	25,800	8,0	14,825		48,625	
2	4	JANJGAVA Teona	177	3,900	3,1	3,295		10,295	

TRA Women Prelims

Rk	Team		National Federation						TOTAL
P	Req	Gymnast	#	E	Dif	ToF	Pen	Nota	
5	Spain		ESP						278,890
1	1	PRAT Claudia	167	26,100	2,7	16,635		45,435	
1	2	SAINZ Cristina	166	25,200	2,2	16,090		43,490	
1	3	MASFRET Cristina	165	24,600	2,2	15,755		42,555	
4	4	SANTIAGO-Elvira	164	20,700	2,9	14,795		38,395	
2	1	PRAT Claudia	167	20,100	13,6	15,870		49,570	
2	2	SAINZ Cristina	166	21,900	12,7	14,435		49,035	
2	3	MASFRET Cristina	165	22,800	11,1	14,905		48,805	
2	4	SANTIAGO-Elvira	164	21,300	10,2	14,830		46,330	
6	Sweden		SWE						256,730
1	1	RYDEN Hanna	196	23,700	1,8	15,600		41,100	
1	2	HEDBERG LUNDBLAD Louise	197	22,500	1,8	15,100		39,400	
1	3	SJOBERG Lina	198	21,000	3,1	15,020		39,120	
2	1	SJOBERG Lina	198	19,800	12,9	14,400		47,100	
2	2	RYDEN Hanna	196	20,400	10,7	15,345		46,445	
2	3	HEDBERG LUNDBLAD Louise	197	19,500	10,0	14,065		43,565	
7	Ukraine		UKR						255,910
1	1	MOSKVINA Nataliya	202	25,200	2,9	16,345		44,445	
1	2	MALKOVA Svitlana	199	23,400	3,3	16,640		43,340	
1	3	KYIKO Maryna	201	7,800	0,0	4,980		12,780	
4	4	BAKUNOVYTSKA Anna	200	4,200	1,7	3,360		9,260	
2	1	MOSKVINA Nataliya	202	23,400	14,2	15,510		53,110	
2	2	BAKUNOVYTSKA Anna	200	22,800	13,1	15,490		51,390	
2	3	MALKOVA Svitlana	199	21,900	13,1	15,845		50,845	
2	4	KYIKO Maryna	201	21,300	13,8	15,395		50,495	
8	Denmark		DEN						252,570
1	1	WALMOD Maila	161	22,500	2,5	15,880		40,880	
1	2	MOGENSEN Helena	162	21,300	2,5	15,415		39,215	
1	3	SMITH Vanessa	163	20,400	2,5	15,190		38,090	
2	1	WALMOD Maila	161	18,600	12,0	15,095		45,695	
2	2	MOGENSEN Helena	162	19,500	10,7	14,950		45,150	
2	3	SMITH Vanessa	163	18,900	9,7	14,940		43,540	



Team Qualification



TRA Women Prelims

Rk	Team		National Federation						TOTAL
P	Req	Gymnast	#	E	Dif	ToF	Pen	Nota	
9	Belarus		BLR						251,595
1	1	HARCHONAK Hanna	155	26,100	2,9	17,520		46,520	
1	2	LON Maryia	154	26,700	2,0	16,930		45,630	
1	3	PIATRENIA Tatsiana	156	25,800	2,9	16,760		45,460	
4	4	BADYHINA Palina	157	25,200	2,0	15,680		42,880	
2	1	HARCHONAK Hanna	155	23,700	12,1	16,385		52,185	
2	2	BADYHINA Palina	157	23,100	12,1	14,985		50,185	
2	3	PIATRENIA Tatsiana	156	4,800	3,4	3,415		11,615	
2	4	LON Maryia	154	2,400	1,5	1,745		5,645	
10	Netherlands		NED						232,530
1	1	LENDERS Andrea	185	25,800	2,9	16,555		45,255	
1	2	BOERSMA Kirsten	187	25,200	2,7	16,500		44,400	
1	3	BET Bo	188	24,900	2,5	16,315		43,715	
4	4	FOKKE Tara	186	19,200	0,7	16,375		36,275	
2	1	BET Bo	188	21,000	13,3	15,050		49,350	
2	2	BOERSMA Kirsten	187	10,800	7,4	8,020		26,220	
2	3	FOKKE Tara	186	10,200	5,4	7,990		23,590	
2	4	LENDERS Andrea	185	2,400	2,0	1,775		6,175	

SJ-P:ZEMAN Vladimir (UEG) SJ-D:STOYCHEVA Mariela (UEG) SJ-E:NUNES Luis (UEG) C.JP:LAVERGNE Lilian (FRA)
 E1:RODRIGUEZ Maria (ESP) E2:OKONIEWSKI Waldemar (POL) E3:PISCARRETA Sara (POR) E4:ANDERSSON Ulf (SWE) E5:BIERENFELD Gerda (GER)
 D6:SINIAKOVA Olga (RUS) D7:KHOPERIA Rusudan (GEO) T8:EPELBAUM Sergey (ISR) IO:KAGARLYTSKYI Viktor (UKR) R:HALASZ Tibor (HUN)



Friday, April 1st
TRA Senior Women - Team Final

Superior Jury			
	Rol	Name	NF
	SJ-D	STOYCHEVA Mariela	UEG
	SJ-E	SIEGFRIED Patrick	UEG
	SJ-D	NUNES Luis	UEG

Judges			
	Rol	Name	NF
	CJP	LAVERGNE Lilian	FRA
	E1	CHRYSOPTHIS Dimosthenis	GRE
	E2	OKONIEWSKI Waldemar	POL
	E3	PISCARRETA Sara	POR
	E4	ANDERSSON Ulf	SWE
	E5	BIERENFELD Gerda	GER
	D6	SINIAKOVA Olga	RUS
	D7	KHOPERIA Rusudan	GEO
	T8	EPELBAUM Sergey	ISR
	IO	KAGARLYTSKYI Viktor	UKR
	R	HALASZ Tibor	HUN

LEGEND

SJ-P President **SJ-E** Execution Superior Jury **SJ-D** Difficulty Superior Jury
CJP Chair of Judges' Panel **Ex** Execution Judges (x=1-5) **D6/D7** Difficulty Judges **T8** Time of Flight Judge
R Reserve



Team Final



TRA Women Team Final

Rk	Team	National Federation							TOTAL
P	Req	Gymnast	#	E	Dif	ToF	Pen	Nota	
1	Great Britain	GBR						159,595	
1	1	PAGE Bryony	174	23,400	14,4	15,475		53,275	
1	2	DRISCOLL Katherine	173	22,800	14,4	16,065		53,265	
1	3	CLARK Pamela	172	21,900	15,0	16,155		53,055	
4	4	PARKER Amanda	175	22,500	14,4	15,280		52,180	
2	Russia	RUS						156,970	
1	1	KOCHESOK Susana	193	22,800	13,6	16,875		53,275	
1	2	PAVLOVA Yana	194	21,600	14,8	15,735		52,135	
1	3	RYZHKOVA Vladislava	191	24,000	12,1	15,460		51,560	
4	4	KORNETSKAYA Anna	192	21,900	12,1	15,680		49,680	
3	Spain	ESP						149,895	
1	1	PRAT Claudia	167	23,100	14,0	15,995		53,095	
1	2	SAINZ Cristina	166	21,900	12,7	14,435		49,035	
1	3	SANTIAGO Elvira	164	22,500	10,2	15,065		47,765	
4	4	MASFRET Cristina	165	11,100	6,5	7,520		25,120	
4	Georgia	GEO						143,985	
1	1	ODISHVILI Ana	178	21,900	13,3	14,665		49,865	
1	2	GOGASHVILI Nana	176	26,100	8,0	15,040		49,140	
1	3	JANJGAVA Teona	177	20,400	9,8	14,780		44,980	
5	France	FRA						141,800	
1	1	JURBERT Marine	171	23,400	13,1	15,825		52,325	
1	2	LABROUSSE Lea	169	22,800	13,3	15,405		51,505	
1	3	PARIS Laura	168	17,700	7,4	12,870		37,970	
4	4	NATTA Vincente	170	6,900	2,8	5,190		14,890	

SJ-D:STOICHEVA Mariela (UEG) SJ-E:SIEGFRIED Patrick (UEG) SJ-D:NUNES Luis (UEG) CJP:LAVERGNE Lilian (FRA)
 E1:CHRYSOPATHIS Dimosthenis (GRE) E2:OKONIEWSKI Waldemar (POL) E3:PISCARRETA Sara (POR) E4:ANDERSSON Ulf (SWE) E5:BIERENFELD Gerda (GER)



















Friday, April 1st
TRA Senior Men - Preliminary Round
















Superior Jury			
	Rol	Name	NF
	SJ-P	ZEMAN Vladimir	UEG
	SJ-E	KARAVAEVA Irina	UEG
	SJ-D	VAN WETERING Babette	UEG

















Judges			
	Rol	Name	NF
	CJP	BELTRAMI Francesca	ITA
	E1	WULLAERT Didier	BEL
	E2	ZIERAU Bo	DEN
	E3	VAN DIJK Saskia	NED
	E4	VOGT Andreas	SUI
	E5	KRASTEV Ivo	BUL
	D6	CHRYSOSPATHis Dimosthenis	GRE
	D7	STEFANIKOVA Jana	CZE
	T8	THOMPSON Claire	GBR
	R	GASIMOV Abdulla	AZE
















LEGEND

SJ-P President **SJ-E** Execution Superior Jury **SJ-D** Difficulty Superior Jury
CJP Chair of Judges' Panel **Ex** Execution Judges (x=1-5) **D6/D7** Difficulty Judges **T8** Time of Flight Judge
R Reserve

Rk	Name	#	NF	Pass	E	D	T	P	Score	Total
1	HANCHAROU Uladzislau	9	 BLR	1	28,500	3,4	19,450		51,350	111,305
				2	24,600	17,5	17,855		59,955	
2	USHAKOV Dmitrii	65	 RUS	1	28,500	3,1	18,670		50,270	111,210
				2	25,800	17,1	18,040		60,940	
3	RABTSAU Aleh	10	 BLR	1	27,600	3,1	18,425		49,125	107,810
				2	24,900	16,2	17,585		58,685	
4	BAILEY Nathan	28	 GBR	1	27,900	2,7	18,960		49,560	107,785
				2	24,600	16,2	17,425		58,225	
5	MELNIK Mikhail	63	 RUS	1	26,700	3,1	18,760		48,560	107,655
				2	24,000	17,3	17,795		59,095	
6	KAZAK Mikalai	11	 BLR	1	28,200	3,2	18,315		49,715	107,245
				2	24,000	16,2	17,330		57,530	
7	GANCHINHO Diogo	61	 POR	1	27,600	3,3	18,520		49,420	106,185
				2	23,700	16,2	16,865		56,765	
8	MARTINY Sebastien	27	 FRA	1	27,000	3,2	18,285		48,485	105,550
				2	24,000	15,8	17,265		57,065	
9	SONN Kyrilo	36	 GER	1	27,000	3,3	18,255		48,555	105,540
				2	23,700	15,8	17,485		56,985	
10	STRONG Luke	29	 GBR	1	26,400	3,1	18,450		47,950	105,110
				2	22,800	16,9	17,460		57,160	
11	ABREU Diogo	60	 POR	1	26,400	3,3	18,785		48,485	104,675
				2	22,500	16,5	17,190		56,190	
12	AZARIAN Sergei	62	 RUS	1	26,100	2,9	18,525		47,525	104,315
				2	21,900	16,9	17,990		56,790	
13	FERREIRA Pedro	59	 POR	1	27,000	3,4	18,405		48,805	103,800
				2	21,900	16,0	17,095		54,995	
14	BYEDYEVKIN Dmytro	76	 UKR	1	27,300	3,2	18,275		48,775	103,370
				2	21,900	15,6	17,095		54,595	
15	PIUNOV Oleg	4	 AZE	1	25,800	3,3	18,630		47,730	103,330
				2	23,100	15,4	17,100		55,600	
16	LEGROS Romain	24	 FRA	1	27,300	2,7	18,205		48,205	102,810
				2	22,500	15,8	16,305		54,605	

Rk	Name	#	NF	Pass	E	D	T	P	Score	Total
17	NORDFORS Jonas	71	 SWE	1	26,700	3,1	17,825		47,625	102,730
				2	21,900	16,2	17,005		55,105	
18	TOMASZEWSKI Lukasz	56	 POL	1	26,100	2,9	18,360		47,360	102,110
				2	22,200	16,0	16,550		54,750	
19	LENOIR Loic	6	 BEL	1	26,400	2,9	17,780		47,080	102,040
				2	23,100	15,2	16,660		54,960	
20	SANTOS Ricardo	58	 POR	1	26,400	3,4	18,455		48,255	102,005
				2	21,300	15,4	17,050		53,750	
21	KOSHKADZE Tengizi	32	 GEO	1	26,700	2,9	18,310		47,910	101,745
				2	22,800	14,4	16,635		53,835	
22	NOZADZE Zurab	30	 GEO	1	27,000	3,3	17,378		47,678	101,578
				2	23,400	14,2	16,300		53,900	
23	LUCARELLI Alessandro	49	 ITA	1	27,000	2,9	17,730		47,630	100,965
				2	21,900	14,6	16,835		53,335	
24	BURDZIAK Lukasz	54	 POL	1	26,700	2,7	18,445		47,845	100,930
				2	20,700	15,2	17,185		53,085	
25	MUTLU Gurkan	73	 TUR	1	25,500	3,1	17,880		46,480	100,350
				2	22,500	14,5	16,870		53,870	
26	GRAPSAS Marios	38	 GRE	1	25,500	3,1	17,805		46,405	100,285
				2	23,100	13,9	16,880		53,880	
27	VOGEL Fabian	34	 GER	1	26,100	2,9	18,225		47,225	99,730
				2	21,000	15,0	16,505		52,505	
28	GEENS Joris	8	 BEL	1	24,600	3,2	17,780		45,580	99,675
				2	21,600	15,8	16,695		54,095	
29	GRAPSAS Konstantinos	40	 GRE	1	24,300	3,1	17,500		44,900	99,450
				2	22,500	15,2	16,850		54,550	
30	FEDOROVSKIY Dmitriy	2	 AZE	1	25,200	2,9	17,020		45,120	99,395
				2	21,600	16,4	16,275		54,275	
31	TORRAS Marc	21	 ESP	1	24,600	3,1	17,295		44,995	97,895
				2	22,200	15,0	15,700		52,900	

Rk	Name	#	NF	Pass	E	D	T	P	Score	Total
32	VEGA David	22	 ESP	1	24,000	3,7	17,385		45,085	96,375
				2	21,300	13,2	16,790		51,290	
33	TEILLERS Roeland	50	 NED	1	24,900	2,7	17,735		45,335	96,310
				2	21,300	14,2	15,475		50,975	
34	PUTKARADZE Giorgi	31	 GEO	1	25,200	2,9	17,890		45,990	95,980
				2	21,000	13,2	15,790		49,990	
35	VAN OVERBERGHE Ben	7	 BEL	1	23,700	3,1	17,360		44,160	95,600
				2	20,400	15,2	15,840		51,440	
36	KATZ Alon	44	 ISR	1	24,900	3,3	16,820		45,020	95,385
				2	20,700	14,0	15,665		50,365	
37	SUELT Adam	15	 CZE	1	24,600	2,7	17,774		45,074	95,324
				2	19,800	14,2	16,250		50,250	
38	TOPTIDIS Ioannis	37	 GRE	1	26,100	2,7	17,440		46,240	95,190
				2	19,500	13,8	15,750	0,1	48,950	
39	DEMMERS Jimmy	52	 NED	1	26,100	2,9	17,625		46,625	95,015
				2	19,500	13,4	15,490		48,390	
40	MARTIN Jorge	20	 ESP	1	24,300	2,3	18,990		45,590	94,440
				2	19,200	12,8	16,850		48,850	
41	HOP Samuel	53	 NED	1	25,500	2,7	16,415		44,615	93,815
				2	20,700	13,5	15,000		49,200	
42	SCHOPPE Jacob	18	 DEN	1	23,100	2,9	17,725		43,725	93,505
				2	18,900	14,4	16,480		49,780	
43	SOBAKAR Dmytro	74	 UKR	1	22,800	3,3	17,435		43,535	93,000
				2	20,100	14,4	14,965		49,465	
44	VINCZE Akos	42	 HUN	1	23,700	1,5	16,255		41,455	92,450
				2	23,100	11,9	15,995		50,995	
45	GRISHUNIN Ilya	3	 AZE	1	19,800	0,0	13,615		33,415	89,990
				2	22,500	16,4	17,675		56,575	
46	ARTEMIEV Sergey	45	 ISR	1	23,400	2,7	16,240		42,340	89,970
				2	19,500	13,0	15,130		47,630	
47	AGHAMIROV Ruslan	1	 AZE	1	20,400	1,1	14,150		35,650	89,535
				2	21,900	15,4	16,585		53,885	

Rk	Name	#	NF	Pass	E	D	T	P	Score	Total
48	JUHASZ Zsolt Mate	41	 HUN	1	20,100	2,4	17,050		39,550	89,240
				2	19,500	14,0	16,190	49,690		
49	FEDORENKO Nikita	64	 RUS	1	26,400	3,1	18,400		47,900	88,585
				2	16,500	11,7	12,485	40,685		
50	LUCIANI Stefano	48	 ITA	1	21,300	2,9	17,835		42,035	86,315
				2	18,600	11,2	14,480	44,280		
51	VAN ZEIJL Maxim	51	 NED	1	27,300	2,5	17,845		47,645	84,785
				2	15,300	9,9	11,940	37,140		
52	PROGIN Simon	66	 SUI	1	24,600	2,7	18,020		45,320	83,020
				2	15,600	10,7	11,400	37,700		
53	PONCE Jaime	23	 ESP	1	25,500	3,3	17,640		46,440	79,850
				2	13,800	9,2	10,410	33,410		
54	KJAER Benjamin	19	 DEN	1	24,900	2,7	17,910		45,510	78,290
				2	12,900	9,6	10,280	32,780		
55	ASHHAB Naim	16	 CZE	1	23,400	1,3	15,740		40,440	76,030
				2	14,400	9,6	11,590	35,590		
56	ALOI Dario	47	 ITA	1	24,900	2,9	17,755		45,555	71,745
				2	11,400	6,3	8,490	26,190		
57	SCHMIDT Daniel	33	 GER	1	27,000	2,9	18,055		47,955	69,955
				2	8,400	6,7	6,900	22,000		
58	ZHUK Artsiom	12	 BLR	1	27,300	3,1	18,950		49,350	67,685
				2	7,800	4,9	5,635	18,335		
59	DEMIRO O DOMIRO Morgan	26	 FRA	1	27,000	3,2	18,740		48,940	67,480
				2	7,500	5,5	5,540	18,540		
60	KOBBER Immanuel	35	 GER	1	27,900	2,7	18,015		48,615	66,360
				2	6,900	5,5	5,345	17,745		
61	PROSTOROV Mykola	75	 UKR	1	24,600	1,1	16,665		42,365	65,340
				2	9,000	6,9	7,175	0,1	22,975	
62	ILIEV Georgi	13	 BUL	1	5,100	0,0	3,755	0,1	8,755	63,510
				2	22,500	14,6	17,655	54,755		

Rk	Name	#	NF	Pass	E	D	T	P	Score	Total
63	ZAKRZEWSKI Artur	55	POL	1 26,700 2 5,100	2,9 5,5	17,657 5,385	47,257 15,985		63,242	
64	DEBACKER Simon	5	BEL	1 24,900 2 6,000	3,3 5,3	18,030 5,480	46,230 16,780		63,010	
65	AABERG Mans	70	SWE	1 24,600 2 6,000	2,5 5,5	17,820 5,500	44,920 17,000		61,920	
66	MORANTE Allan	25	FRA	1 26,100 2 5,100	3,2 3,8	18,855 3,815	48,155 12,715		60,870	
67	SMITH Oscar	72	SWE	1 22,200 2 6,600	2,9 5,5	17,770 5,285	42,870 17,385		60,255	
68	HOLENWEG Romain	67	SUI	1 24,300 2 4,500	3,2 3,2	17,415 3,715	44,915 11,415		56,330	
69	RAYMOND Jimmy	68	SUI	1 27,000 2 2,400	2,9 2,0	17,645 1,770	47,545 6,170		53,715	
70	KOUTAVAS Apostolos	39	GRE	1 25,500 2 2,100	3,6 2,0	17,835 1,910	46,935 6,010		52,945	
71	PRAEST Daniel	17	DEN	1 25,800 2 1,800	2,7 2,0	18,465 1,920	46,965 5,720		52,685	
72	CANNONE Flavio	46	ITA	1 24,300 2 2,400	3,2 1,9	18,115 1,900	45,615 6,200		51,815	
73	HES Bartlomiej	57	POL	1 24,600 2 2,400	2,9 2,0	17,630 1,885	45,130 6,285		51,415	
74	IVANOV Yasen	14	BUL	1 23,100 2 2,400	2,8 2,0	17,425 1,850	43,325 6,250		49,575	

SJ-P:ZEMAN Vladimir (UEG) SJ-D:VAN WETERING Babette (UEG) SJ-E:KARAVAEVA Irina (UEG) CJP:BELTRAMI Francesca (ITA)
E1:WULLAERT Didier (BEL) E2:ZIERAU Bo (DEN) E3:VAN DIJK Saskia (NED) E4:VOGT Andreas (SUI) E5:KRASSTEV Ivo (BUL)
D6:CHRYSOPATHIS Dimosthenis (GRE) D7:STEFANIKOVA Jana (CZE) T8:THOMPSON Claire (GBR) R:GASIMOV Abdulla (AZE)

Saturday, April 2nd
TRA Senior Men - Semifinal Round

Superior Jury			
	Rol	Name	NF
	SJ-P	ZEMAN Vladimir	UEG
	SJ-E	KARAVAEVA Irina	UEG
	SJ-D	NUNES Luis	UEG

Judges			
	Rol	Name	NF
	CJP	BELTRAMI Francesca	ITA
	E1	RODRIGUEZ Maria	ESP
	E2	ZIERAU Bo	DEN
	E3	VAN DIJK Saskia	NED
	E4	VOGT Andreas	SUI
	E5	KRASTEV Ivo	BUL
	D6	WULLAERT Didier	BEL
	D7	STEFANIKOVA Jana	CZE
	T8	CHRYSOSPATHEIS Dimosthenis	GRE
	R	KAGARLYTSKYI Viktor	UKR
	IO	HALASZ Tibor	HUN

LEGEND

SJ-P President **SJ-E** Execution Superior Jury **SJ-D** Difficulty Superior Jury
CJP Chair of Judges' Panel **Ex** Execution Judges (x=1-5) **D6/D7** Difficulty Judges **T8** Time of Flight Judge
R Reserve

TRA Men Semifinal



Rk	Name	#	NF	Pass	E	D	T	P	Score	Total
1	HANCHAROU Uladzislau	9	BLR	1	24,600	17,5	18,075		60,175	60,175 Q
2	USHAKOV Dmitrii	65	RUS	1	23,700	16,7	17,500		57,900	57,900 Q
3	STRONG Luke	29	GBR	1	23,400	16,9	17,405		57,705	57,705 Q
4	BAILEY Nathan	28	GBR	1	24,000	16,2	17,375		57,575	57,575 Q
5	KAZAK Mikalai	11	BLR	1	24,300	16,2	17,050		57,550	57,550 Q
6	SONN Kyrylo	36	GER	1	24,000	16,0	17,250	0,1	57,150	57,150 Q
7	BYEDYEVKIN Dmytro	76	UKR	1	24,000	15,6	17,520		57,120	57,120 Q
8	PIUNOV Oleg	4	AZE	1	23,100	16,0	17,325		56,425	56,425 Q
9	FERREIRA Pedro	59	POR	1	22,800	16,2	17,250		56,250	56,250 R
10	GANCHINHO Diogo	61	POR	1	22,800	16,2	17,175		56,175	56,175 R
11	TOMASZEWSKI Lukasz	56	POL	1	23,400	16,0	16,740		56,140	56,140
12	NORDFORS Jonas	71	SWE	1	22,200	16,5	17,030		55,730	55,730
13	LEGROS Romain	24	FRA	1	23,100	15,8	16,810		55,710	55,710
14	ABREU Diogo	60	POR	1	22,200	16,1	17,410		55,710	55,710
15	MUTLU Gurkan	73	TUR	1	23,400	15,4	16,410		55,210	55,210
16	LENOIR Loic	6	BEL	1	23,700	15,0	16,465		55,165	55,165





















TRA Men Semifinal

Rk	Name	#	NF	Pass	E	D	T	P	Score	Total
17	NOZADZE Zurab	30	GEO	1	24,600	14,2	16,225		55,025	55,025
18	MARTINY Sebastien	27	FRA	1	21,300	15,8	17,490		54,590	54,590
19	KOSHKADZE Tengizi	32	GEO	1	7,500	5,5	5,560		18,560	18,560
20	LUCARELLI Alessandro	49	ITA	1	6,900	5,5	5,365		17,765	17,765
21	BURDZIAK Lukasz	54	POL	1	6,600	5,1	5,390		17,090	17,090
22	MELNIK Mikhail	63	RUS	1	4,200	4,1	3,775		12,075	12,075
23	AZARIAN Sergei	62	RUS	1	4,500	3,6	3,805		11,905	11,905
24	GRAPSAS Marios	38	GRE	1	4,500	3,1	3,610		11,210	11,210

SJ-P:ZEMAN Vladimir (UEG) SJ-D:NUNES Luis (UEG) SJ-E:KARAVAEVA Irina (UEG) CJP:FREDERIKSEN Trine (DEN)
E1:PEDOSON Merle (EST) E2:GUT Marcel (SUI) E3:VANGELOVA Mariya (BUL) E4:BRAILOVA Regina (UKR) E5:GORANSSON Mats (SWE)
D6:AGAFONOVA Svetlana (RUS) D7:LEBEDZEVA Natallia (BLR) T8:TRENNER Michael (AUT) R:SVARAK Viktor (LTU)

Sunday, April 3rd
TRA Senior Men - Final

Superior Jury			
	Rol	Name	NF
	SJ	KARAVAEVA Irina	UEG 
	SJ	STOYCHEVA Mariela	UEG 
	SJ	VICENTE Miguel	UEG 

Judges			
	Rol	Name	NF
	CJP	BELTRAMI Francesca	ITA 
	E1	WULLAERT Didier	BEL 
	E2	ZIERAU Bo	DEN 
	E3	PISCARRETA Sara	POR 
	E4	VOGT Andreas	SUI 
	E5	KRASTEV Ivo	BUL 
	D6	THOMPSON Claire	GBR 
	D7	STEFANIKOVA Jana	CZE 
	T8	BIERENFELD Gerda	GER 
	R	CHRYSOSPATHis Dimosthenis	GRE 

LEGEND

SJ-P President **SJ-E** Execution Superior Jury **SJ-D** Difficulty Superior Jury
CJP Chair of Judges' Panel **Ex** Execution Judges (x=1-5) **D6/D7** Difficulty Judges **T8** Time of Flight Judge
R Reserve

Rk	Name	#	NF	Pass	E	D	T	P	Score	Total
1	HANCHAROU Uladzislau	9	BLR	1	24,900	17,5	18,185		60,585	60,585
2	USHAKOV Dmitrii	65	RUS	1	24,000	17,8	17,920		59,720	59,720
3	BAILEY Nathan	28	GBR	1	24,600	16,2	17,855		58,655	58,655
4	KAZAK Mikalai	11	BLR	1	24,900	16,2	17,420		58,520	58,520
5	PIUNOV Oleg	4	AZE	1	23,700	16,4	17,425		57,525	57,525
6	STRONG Luke	29	GBR	1	22,800	16,9	17,250		56,950	56,950
7	SONN Kyrylo	36	GER	1	23,100	16,9	16,860		56,860	56,860
8	BYEDYEVKIN Dmytro	76	UKR	1	23,100	15,6	17,490		56,190	56,190

SJ:KARAVAEVA Irina (UEG) SJ:STOYCHEVA Mariela (UEG) SJ:VICENTE Miguel (UEG) CJP:BELTRAMI Francesca (ITA)
E1:WULLAERT Didier (BEL) E2:ZIERAU Bo (DEN) E3:PISCARRETA Sara (POR) E4:VOGT Andreas (SUI) E5:KRASSTEV Ivo (BUL)
D6:THOMPSON Claire (GBR) D7:STEFANIKOVA Jana (CZE) T8:BIERENFELD Gerda (GER) R:CHRYSOSPATHEIS Dimosthenis (GRE)

TRA Men Prelims

Rk	Team		National Federation		TOTAL			
P	Req	Gymnast	#	E	Dif	ToF	Pen	Nota
1	Belarus			BLR	326,585			
1	1	HANCHAROU Uladzislau	9	28,500	3,4	19,450		51,350
1	2	KAZAK Mikalai	11	28,200	3,2	18,315		49,715
1	3	ZHUK Artsiom	12	27,300	3,1	18,950		49,350
4	4	RABTSAU Aleh	10	27,600	3,1	18,425		49,125
2	1	HANCHAROU Uladzislau	9	24,600	17,5	17,855		59,955
2	2	RABTSAU Aleh	10	24,900	16,2	17,585		58,685
2	3	KAZAK Mikalai	11	24,000	16,2	17,330		57,530
2	4	ZHUK Artsiom	12	7,800	4,9	5,635		18,335
2	Russia			RUS	323,555			
1	1	USHAKOV Dmitrii	65	28,500	3,1	18,670		50,270
1	2	MELNIK Mikhail	63	26,700	3,1	18,760		48,560
1	3	FEDORENKO Nikita	64	26,400	3,1	18,400		47,900
4	4	AZARIAN Sergei	62	26,100	2,9	18,525		47,525
2	1	USHAKOV Dmitrii	65	25,800	17,1	18,040		60,940
2	2	MELNIK Mikhail	63	24,000	17,3	17,795		59,095
2	3	AZARIAN Sergei	62	21,900	16,9	17,990		56,790
2	4	FEDORENKO Nikita	64	16,500	11,7	12,485		40,685
3	Portugal			POR	314,660			
1	1	GANCHINHO Diogo	61	27,600	3,3	18,520		49,420
1	2	FERREIRA Pedro	59	27,000	3,4	18,405		48,805
1	3	ABREU Diogo	60	26,400	3,3	18,785		48,485
4	4	SANTOS Ricardo	58	26,400	3,4	18,455		48,255
2	1	GANCHINHO Diogo	61	23,700	16,2	16,865		56,765
2	2	ABREU Diogo	60	22,500	16,5	17,190		56,190
2	3	FERREIRA Pedro	59	21,900	16,0	17,095		54,995
2	4	SANTOS Ricardo	58	21,300	15,4	17,050		53,750
4	Belgium			BEL	299,385			
1	1	LENOIR Loic	6	26,400	2,9	17,780		47,080
1	2	DEBACKER Simon	5	24,900	3,3	18,030		46,230
1	3	GEENS Joris	8	24,600	3,2	17,780		45,580
4	4	VAN-OVERBERGHE Ben	7	23,700	3,1	17,360		44,160
2	1	LENOIR Loic	6	23,100	15,2	16,660		54,960
2	2	GEENS Joris	8	21,600	15,8	16,695		54,095
2	3	VAN OVERBERGHE Ben	7	20,400	15,2	15,840		51,440
2	4	DEBACKER Simon	5	6,000	5,3	5,480		16,780






TRA Men Prelims

Rk	Team			National Federation					TOTAL
P	Req	Gymnast	#		E	Dif	ToF	Pen	Nota
5	Georgia			GEO					299,303
1	1	KOSHKADZE Tengizi	32		26,700	2,9	18,310		47,910
1	2	NOZADZE Zurab	30		27,000	3,3	17,378		47,678
1	3	PUTKARADZE Giorgi	31		25,200	2,9	17,890		45,990
2	1	NOZADZE Zurab	30		23,400	14,2	16,300		53,900
2	2	KOSHKADZE Tengizi	32		22,800	14,4	16,635		53,835
2	3	PUTKARADZE Giorgi	31		21,000	13,2	15,790		49,990
6	Greece			GRE					296,960
1	1	KOUTAVAS Apostolos	39		25,500	3,6	17,835		46,935
1	2	GRAPSAS Marios	38		25,500	3,1	17,805		46,405
1	3	TOPTIDIS Ioannis	37		26,100	2,7	17,440		46,240
4	4	GRAPSAS Konstantinos	40		24,300	3,1	17,500		44,900
2	1	GRAPSAS Konstantinos	40		22,500	15,2	16,850		54,550
2	2	GRAPSAS Marios	38		23,100	13,9	16,880		53,880
2	3	TOPTIDIS Ioannis	37		19,500	13,8	15,750	0,1	48,950
2	4	KOUTAVAS Apostolos	39		2,100	2,0	1,910		6,010
7	Azerbaijan			AZE					294,950
1	1	PIUNOV Oleg	4		25,800	3,3	18,630		47,730
1	2	FEDOROVSKIY Dmitriy	2		25,200	2,9	17,020		45,120
1	3	AGHAMIROV Ruslan	1		20,400	1,1	14,150		35,650
4	4	GRISHUNIN Ilya	3		19,800	0,0	13,615		33,415
2	1	GRISHUNIN Ilya	3		22,500	16,4	17,675		56,575
2	2	PIUNOV Oleg	4		23,100	15,4	17,100		55,600
2	3	FEDOROVSKIY Dmitriy	2		21,600	16,4	16,275		54,275
2	4	AGHAMIROV Ruslan	1		21,900	15,4	16,585		53,885
8	Spain			ESP					290,155
1	1	PONCE Jaime	23		25,500	3,3	17,640		46,440
1	2	MARTIN Jorge	20		24,300	2,3	18,990		45,590
1	3	VEGA David	22		24,000	3,7	17,385		45,085
4	4	TORRAS Marc	21		24,600	3,1	17,295		44,995
2	1	TORRAS Marc	21		22,200	15,0	15,700		52,900
2	2	VEGA David	22		21,300	13,2	16,790		51,290
2	3	MARTIN Jorge	20		19,200	12,8	16,850		48,850
2	4	PONCE Jaime	23		13,800	9,2	10,410		33,410

TRA Men Prelims

Rk	Team		National Federation						TOTAL
P	Req	Gymnast	#	E	Dif	ToF	Pen	Nota	
9	Netherlands		NED						288,170
1	1	VAN ZEIJL Maxim	51	27,300	2,5	17,845		47,645	
1	2	DEMMERS Jimmy	52	26,100	2,9	17,625		46,625	
1	3	TEILLERS Roeland	50	24,900	2,7	17,735		45,335	
4	4	HOP Samuel	53	25,500	2,7	16,415		44,615	
2	1	TEILLERS Roeland	50	21,300	14,2	15,475		50,975	
2	2	HOP Samuel	53	20,700	13,5	15,000		49,200	
2	3	DEMMERS Jimmy	52	19,500	13,4	15,490		48,390	
2	4	VAN ZEIJL Maxim	51	15,300	9,9	11,940		37,140	
10	Germany		GER						276,615
1	1	KOBER Immanuel	35	27,900	2,7	18,015		48,615	
1	2	SONN Kyrlo	36	27,000	3,3	18,255		48,555	
1	3	SCHMIDT Daniel	33	27,000	2,9	18,055		47,955	
4	4	VOGEL Fabian	34	26,100	2,9	18,225		47,225	
2	1	SONN Kyrlo	36	23,700	15,8	17,485		56,985	
2	2	VOGEL Fabian	34	21,000	15,0	16,505		52,505	
2	3	SCHMIDT Daniel	33	8,400	6,7	6,900		22,000	
2	4	KOBER Immanuel	35	6,900	5,5	5,345		17,745	
11	France		FRA						275,840
1	1	DEMIRO Morgan	26	27,000	3,2	18,740		48,940	
1	2	MARTINY Sebastien	27	27,000	3,2	18,285		48,485	
1	3	LEGROS Romain	24	27,300	2,7	18,205		48,205	
4	4	MORANTE Allan	25	26,100	3,2	18,855		48,155	
2	1	MARTINY Sebastien	27	24,000	15,8	17,265		57,065	
2	2	LEGROS Romain	24	22,500	15,8	16,305		54,605	
2	3	DEMIRO Morgan	26	7,500	5,5	5,540		18,540	
2	4	MORANTE Allan	25	5,100	3,8	3,815		12,715	
12	Poland		POL						266,282
1	1	BURDZIAK Lukasz	54	26,700	2,7	18,445		47,845	
1	2	TOMASZEWSKI Lukasz	56	26,100	2,9	18,360		47,360	
1	3	ZAKRZEWSKI Artur	55	26,700	2,9	17,657		47,257	
4	4	HES Bartlomiej	57	24,600	2,9	17,630		45,130	
2	1	TOMASZEWSKI Lukasz	56	22,200	16,0	16,550		54,750	
2	2	BURDZIAK Lukasz	54	20,700	15,2	17,185		53,085	
2	3	ZAKRZEWSKI Artur	55	5,100	5,5	5,385		15,985	
2	4	HES Bartlomiej	57	2,400	2,0	1,885		6,285	

TRA Men Prelims



Rk	Team		National Federation		TOTAL				
P	Req	Gymnast	#	E	Dif	ToF	Pen	Nota	
13	Italy			ITA					262,605
1	1	LUCARELLI Alessandro	49	27,000	2,9	17,730		47,630	
1	2	CANNONE Flavio	46	24,300	3,2	18,115		45,615	
1	3	ALOI Dario	47	24,900	2,9	17,755		45,555	
4	4	LUCIANI Stefano	48	21,300	2,9	17,835		42,035	
2	1	LUCARELLI Alessandro	49	21,900	14,6	16,835		53,335	
2	2	LUCIANI Stefano	48	18,600	11,2	14,480		44,280	
2	3	ALOI Dario	47	11,400	6,3	8,490		26,190	
2	4	CANNONE Flavio	46	2,400	1,9	1,900		6,200	
14	Ukraine			UKR					261,710
1	1	BYEDYEVKIN Dmytro	76	27,300	3,2	18,275		48,775	
1	2	SOBAKAR Dmytro	74	22,800	3,3	17,435		43,535	
1	3	PROSTOROV Mykola	75	24,600	1,1	16,665		42,365	
2	1	BYEDYEVKIN Dmytro	76	21,900	15,6	17,095		54,595	
2	2	SOBAKAR Dmytro	74	20,100	14,4	14,965		49,465	
2	3	PROSTOROV Mykola	75	9,000	6,9	7,175	0,1	22,975	
15	Sweden			SWE					224,905
1	1	NORDFORS Jonas	71	26,700	3,1	17,825		47,625	
1	2	AABERG Mans	70	24,600	2,5	17,820		44,920	
1	3	SMITH Oscar	72	22,200	2,9	17,770		42,870	
2	1	NORDFORS Jonas	71	21,900	16,2	17,005		55,105	
2	2	SMITH Oscar	72	6,600	5,5	5,285		17,385	
2	3	AABERG Mans	70	6,000	5,5	5,500		17,000	
16	Denmark			DEN					224,480
1	1	PRAEST Daniel	17	25,800	2,7	18,465		46,965	
1	2	KJAER Benjamin	19	24,900	2,7	17,910		45,510	
1	3	SCHOPPE Jacob	18	23,100	2,9	17,725		43,725	
2	1	SCHOPPE Jacob	18	18,900	14,4	16,480		49,780	
2	2	KJAER Benjamin	19	12,900	9,6	10,280		32,780	
2	3	PRAEST Daniel	17	1,800	2,0	1,920		5,720	
17	Great Britain			GBR					212,895
1	1	BAILEY Nathan	28	27,900	2,7	18,960		49,560	
1	2	STRONG Luke	29	26,400	3,1	18,450		47,950	
2	1	BAILEY Nathan	28	24,600	16,2	17,425		58,225	
2	2	STRONG Luke	29	22,800	16,9	17,460		57,160	



Team Qualification









TRA Men Prelims

Rk	Team		National Federation						TOTAL
P	Req	Gymnast	#		E	Dif	ToF	Pen	Nota
18	Switzerland			 SUI					193,065
1	1	RAYMOND Jimmy	68		27,000	2,9	17,645		47,545
1	2	PROGIN Simon	66		24,600	2,7	18,020		45,320
1	3	HOLENWEG Romain	67		24,300	3,2	17,415		44,915
2	1	PROGIN Simon	66		15,600	10,7	11,400		37,700
2	2	HOLENWEG Romain	67		4,500	3,2	3,715		11,415
2	3	RAYMOND Jimmy	68		2,400	2,0	1,770		6,170
19	Israel			 ISR					185,355
1	1	KATZ Alon	44		24,900	3,3	16,820		45,020
1	2	ARTEMIEV Sergey	45		23,400	2,7	16,240		42,340
2	1	KATZ Alon	44		20,700	14,0	15,665		50,365
2	2	ARTEMIEV Sergey	45		19,500	13,0	15,130		47,630

SJ-P:ZEMAN Vladimir (UEG) SJ-D:VAN WETERING Babette (UEG) SJ-E:KARVAEVA Irina (UEG) CJP:BELTRAMI Francesca (ITA)
 E1:WULLAERT Didier (BEL) E2:ZIERAU Bo (DEN) E3:VAN DIJK Saskia (NED) E4:VOGT Andreas (SUI) E5:KRASSTEV Ivo (BUL)
 D6:CHRYSOPATHIS Dimosthenis (GRE) D7:STEFANIKOVA Jana (CZE) T8:THOMPSON Claire (GBR) R:GASIMOV Abdulla (AZE)



Friday, April 1st
TRA Senior Men - Team Final

Superior Jury			
	Rol	Name	NF
	SJ-E	KARAVAEVA Irina	UEG 
	SJ-D	VAN WETERING Babette	UEG 
	SJ-E	VICENTE Miguel	UEG 

Judges			
	Rol	Name	NF
	CJP	BELTRAMI Francesca	ITA 
	E2	ZIERAU Bo	DEN 
	E1	RODRIGUEZ Maria	ESP 
	E4	VOGT Andreas	SUI 
	E3	VAN DIJK Saskia	NED 
	D6	WULLAERT Didier	BEL 
	E5	KRASTEV Ivo	BUL 
	T8	THOMPSON Claire	GBR 
	D7	STEFANIKOVA Jana	CZE 
	R	GASIMOV Abdulla	AZE 
	IO	KAGARLYTSKYI Viktor	UKR 

LEGEND

SJ-P President **SJ-E** Execution Superior Jury **SJ-D** Difficulty Superior Jury
CJP Chair of Judges' Panel **Ex** Execution Judges (x=1-5) **D6/D7** Difficulty Judges **T8** Time of Flight Judge
R Reserve



Team Final



TRA Men Team Final

Rk	Team			National Federation					TOTAL
P	Req	Gymnast	#		E	Dif	ToF	Pen	Nota
1	Russia			RUS					177,855
1	1	MELNIK Mikhail	63		24,300	17,3	18,225		59,825
1	2	USHAKOV Dmitrii	65		24,600	17,1	17,455		59,155
1	3	AZARIAN Sergei	62		23,400	17,3	18,175		58,875
4	4	FEDORENKO Nikita	64		23,100	15,8	18,165		57,065
2	Belarus			BLR					173,820
1	1	HANCHAROU Uladzislau	9		24,900	17,5	18,210		60,610
1	2	KAZAK Mikalai	11		24,300	16,2	17,325		57,825
1	3	ZHUK Artsiom	12		26,700	9,9	18,785		55,385
3	Portugal			POR					169,065
1	1	ABREU Diogo	60		23,100	17,1	17,765		57,965
1	2	FERREIRA Pedro	59		22,800	16,0	17,315		56,115
1	3	SANTOS Ricardo	58		21,900	16,0	17,085		54,985
4	4	GANCHINHO Diego	61		2,100	2,2	1,920		6,220
4	Belgium			BEL					163,670
1	1	GEENS Joris	8		23,100	15,6	16,925		55,625
1	2	LENOIR Loic	6		23,400	15,2	16,740		55,340
1	3	VAN OVERBERGHE Ben	7		21,000	15,6	16,105		52,705
4	4	DEBACKER Simon	5		6,600	4,9	5,280		16,780
5	Georgia			GEO					127,585
1	1	NOZADZE Zurab	30		25,800	14,2	16,840		56,840
1	2	KOSHKADZE Tengizi	32		22,500	15,6	16,780		54,880
1	3	PUTKARADZE Giorgi	31		6,300	4,2	5,365		15,865

SJ-D:VAN WETERING Babette (UEG) SJ-E:KARAVAEVA Irina (UEG) SJ-E:VICENTE Miguel (UEG) CJP:BELTRAMI Francesca (ITA)
 E1:RODRIGUEZ Maria (ESP) E2:ZIERAU Bo (DEN) E3:VAN DIJK Saskia (NED) E4:VOGT Andreas (SUI) E5:KRASSTEV Ivo (BUL)
 D6:WULLAERT Didier (BEL) D7:STEFANIKOVA Jana (CZE) T8:THOMPSON Claire (GBR) IO:KAGARLYTSKYI Viktor (UKR) R:GASIMOV Abdulla (AZE)







Saturday, April 2nd
SYNCHRO Junior Girls - Preliminary Round

Superior Jury			
	Rol	Name	NF
	SJ-E	KARAVAEVA Irina	UEG
	SJ-E	VICENTE Miguel	UEG
	SJ-D	NUNES Luis	UEG

Judges			
	Rol	Name	NF
	CJP	VANGELOVA Mariya	BUL
	E1	TAULASALO Valpuri	FIN
	E2	SIMAO Rute	POR
	E3	FILGUEIRA Santiago	ESP
	E4	LEBEDZEVA Natallia	BLR
	D6	LE GALLO Maxime	FRA
	D7	GORANSSON Mats	SWE
	ACJP	BRAILOVA Regina	UKR
	S8	HARASZTI Flora Anna	HUN
	R	SVARAK Viktor	LTU

LEGEND

SJ-P President **SJ-E** Execution Superior Jury **SJ-D** Difficulty Superior Jury
CJP Chair of Judges' Panel **Ex** Execution Judges (x=1-4) **D6/D7** Difficulty Judges **S8** Synchro Judge
R Reserve

Rk	Name	#	NF	Pass	E	D	S	P	Score	Total
1	FETKULINA Ekaterina NAZUKOVA Daria	471	 RUS	1	18,000		9,500		37,000	82,400
				2	16,100	10,7	9,300	45,400	Q	
2	SHADZKO Palina YARSHOVA Katsiaryna	454	 BLR	1	17,500		9,300		36,100	81,700
				2	17,900	8,5	9,600	45,600	Q	
3	LEBEDEVA Iana GOLOTA Meri	470	 RUS	1	18,000		9,500		37,000	79,700
				2	16,700	10,2	7,900	42,700		
4	BUCHHOLZ Charmaine BAUMANN Isabel	463	 GER	1	17,200		9,100		35,400	78,200
				2	15,200	9,0	9,300	42,800	Q	
5	ROMERO Noemi RODRIGUEZ Melania	457	 ESP	1	16,700		9,200		35,100	78,100
				2	16,200	8,8	9,000	43,000	Q	
6	FAAS Fabienne VAN DE GROEP Gerrie	468	 NED	1	16,200		9,700		35,600	78,000
				2	14,700	9,1	9,300	42,400	Q	
7	AUBREE Perle TRIEBSCH Alicia	462	 FRA	1	17,100		9,100		35,300	76,500
				2	16,700	7,1	8,700	41,200	Q	
8	VAN OOIJEN Jessie SLATTERY Niamh	467	 NED	1	17,400		9,500		36,400	76,500
				2	14,600	8,3	8,600	40,100		
9	MAKULOVA Anita MANOLOVA Desislava	456	 BUL	1	15,400		8,800		33,000	75,600
				2	15,200	8,8	9,300	42,600	Q	
10	TATSI Christina SAKELLARIDOU Antonia	465	 GRE	1	16,400		9,400		35,200	74,500
				2	14,400	8,7	8,100	39,300	Q	
11	MUSSMANN Emily CILIBERTO Moira	473	 SUI	1	15,800		9,200		34,200	71,300
				2	14,100	8,2	7,400	37,100	R	
12	LIULKA Polina IVANOVA Valeria	474	 UKR	1	14,000		8,100		30,200	69,900
				2	14,200	8,5	8,500	39,700	R	
13	MAESTRO Alicia ORTEGA Paula	458	 ESP	1	15,100		9,100		33,300	69,100
				2	12,800	7,2	7,900	35,800		
14	SEKLECKA Zuzanna OGRODNIK Alicja	469	 POL	1	15,000		7,900		30,800	68,800
				2	14,900	6,3	8,400	38,000		
15	ROESLER Aileen LAMBERT Lena	464	 GER	1	17,000		9,600		36,200	66,500
				2	10,600	7,5	6,100	30,300		
16	TEOLDI Lisa HUNZIKER Sarah	472	 SUI	1	15,700		6,500		28,700	65,500
				2	13,800	7,6	7,700	36,800		

Rk	Name	#	NF	Pass	E	D	S	P	Score	Total
17	IVANOVA Anastasiya KULESHOVA Kateryna	475	 UKR	1	16,500		8,400		33,300	54,400
				2	8,100	4,6	4,200	21,100		
18	KAASIK Krete VAHER Lemme	459	 EST	1	13,700		8,500		30,700	50,600
				2	6,200	4,5	4,600	19,900		
19	KHATSIAN Anhelina MANKEVICH Palina	455	 BLR	1	17,600		9,200		36,000	49,800
				2	4,600	3,4	2,900	13,800		
20	WALDEN Elsa WALTA Lili	460	 FIN	1	3,200		1,800		6,800	34,600
				2	10,200	5,4	6,100	27,800		

SJ-E:KARAVAEVA Irina (UEG) SJ-E:VICENTE Miguel (UEG) SJ-D:NUNES Luis (UEG) CJP:VANVELOVA Mariya (BUL)
E1:TAULASALO Valpuri (FIN) E2:SIMAO Rute (POR) E3:FILGUEIRA Santiago (ESP) E4:LEBEDZEVA Natallia (BLR) D6:LE GALLO Maxime (FRA) D7:GORANSSON Mats
(SWE) ACJP:BRAILOVA Regina (UKR) S8:HARASZTI Flora Anna (HUN) R:SVARAK Viktor (LTU)

Sunday, April 3rd
SYNCHRO Junior Girls - Final

Superior Jury			
	Rol	Name	NF
	SJ	VAN WETERING Babette	UEG
	SJ	NUNES Luis	UEG
	SJ	SIEGFRIED Patrick	UEG

Judges			
	Rol	Name	NF
	CJP	VANGELOVA Mariya	BUL
	E1	TAULASALO Valpuri	FIN
	E2	JONES Andrew	GBR
	E3	FREDERIKSEN Trine	DEN
	E4	GUT Marcel	SUI
	D6	LE GALLO Maxime	FRA
	D7	GORANSSON Mats	SWE
	S8	HARASZTI Flora Anna	HUN
	ACJP	BRAILOVA Regina	UKR
	R	SVARAK Viktor	LTU

LEGEND

SJ-P President **SJ-E** Execution Superior Jury **SJ-D** Difficulty Superior Jury
CJP Chair of Judges' Panel **Ex** Execution Judges (x=1-4) **D6/D7** Difficulty Judges **S8** Synchro Judge
R Reserve

Rk	Name	#	NF	Pass	E	D	S	P	Score	Total
1	SHADZKO Palina YARSHOVA Katsiaryna	454	BLR	1	17,600	8,5	9,300		44,700	44,700
2	FETKULINA Ekaterina NAZUKOVA Daria	471	RUS	1	15,800	10,7	9,000		44,500	44,500
3	BUCHHOLZ Charmaine BAUMANN Isabel	463	GER	1	16,100	9,0	9,100		43,300	43,300
4	MAKULOVA Anita MANOLOVA Desislava	456	BUL	1	15,600	8,8	8,800		42,000	42,000
5	TATSI Christina SAKELLARIDOU Antonia	465	GRE	1	16,100	7,6	8,900		41,500	41,500
6	AUBREE Perle TRIEBSCH Alicia	462	FRA	1	16,400	8,8	7,800		40,800	40,800
7	ROMERO Noemi RODRIGUEZ Melania	457	ESP	1	10,200	5,8	5,500		27,000	27,000
8	FAAS Fabienne VAN DE GROEP Gerrie	468	NED	1	7,700	5,2	4,600		22,100	22,100

SJ:VAN WETERING Babette (UEG) SJ:NUNES Luis (UEG) SJ:SIEGFRIED Patrick (UEG) CJP:VANGELOVA Mariya (BUL)
E1:TAULASALO Valpuri (FIN) E2:JONES Andrew (GBR) E3:FREDERIKSEN Trine (DEN) E4:GUT Marcel (SUI) D6:LE GALLO Maxime (FRA) D7:GORANSSON Mats (SWE)
S8:HARASZTI Flora Anna (HUN) ACJP:BRAILOVA Regina (UKR) R:SVARAK Viktor (LTU)

Saturday, April 2nd
SYNCHRO Junior Boys - Preliminary Round

Superior Jury			
	Rol	Name	NF
	SJ-E	STOYCHEVA Mariela	UEG
	SJ-E	SIEGFRIED Patrick	UEG
	SJ-D	VAN WETERING Babette	UEG

Judges			
	Rol	Name	NF
	SJ-P	ANDERSSON Ulf	SWE
	SJ-P	ARMSTRONG Michael	GBR
	SJ-P	ARMSTRONG Michael	GBR
	SJ-P	BELTRAMI Francesca	ITA
	SJ-P	BELIKOVA Raisa	RUS
	SJ-P	ABANA Marilia	POR
	CJP	AGAFONOVA Svetlana	RUS
	E1	BILSKA Malgorzata	POL
	E2	REHOROVA Martina	CZE
	E3	GUT Marcel	SUI
	E4	PEDOSON Merle	EST
	D6	FREDERIKSEN Trine	DEN
	D7	DE GANS William	NED
	ACJP	KOECHER Bernd	GER

Saturday, April 2nd
SYNCHRO Junior Boys - Preliminary Round

	S8	BANASAKIS Theodoros	GRE
	R	JONES Andrew	GBR



LEGEND
SJ-P President **SJ-E** Execution Superior Jury **SJ-D** Difficulty Superior Jury
CJP Chair of Judges' Panel **Ex** Execution Judges (x=1-4) **D6/D7** Difficulty Judges **S8** Synchro Judge
R Reserve



SYNCHRO Boys Prelims

REVISED



Rk	Name	#	NF	Pass	E	D	S	P	Score	Total
1	ILYINYKH Mikita FOMCHANKA Mikita	507	BLR	1	18,100		9,800		37,700	84,300
				2	15,900	13,1	8,800	46,600	Q	
2	MIKISHKA Artur DUDARAU Aliaksei	508	BLR	1	18,100		8,600		35,300	80,700
				2	14,300	13,7	8,700	45,400		
3	CHEVALIER Alexis RIOU Florestan	516	FRA	1	17,100		9,400		35,900	78,800
				2	14,300	10,8	8,900	42,900	Q	
4	BRADSHAW Alex NORTHOVER Rhys	518	GBR	1	17,500		9,100		35,700	78,600
				2	14,500	14,2	7,100	42,900	Q	
5	MAKRIS Evangelos MAKRIS Dimitrios	521	GRE	1	17,300		9,200	0,3	35,400	78,600
				2	14,500	11,1	8,800	43,200	Q	
6	LACHAVANNE Sebastien AMSLER Yann	532	SUI	1	16,100		9,600		35,300	78,500
				2	16,100	9,5	8,800	43,200	Q	
7	PATISSO COLONNA Samuele LAVINO Marco	523	ITA	1	17,100		9,000		35,100	78,400
				2	16,200	8,1	9,500	43,300	Q	
8	KLINGENBJERG Kristoffer JERNOV Carl Emil	512	DEN	1	16,300		9,100		34,500	77,300
				2	14,400	10,6	8,900	42,800	Q	
9	SAVCHENKO Artem IVANSKYI Mykyta	535	UKR	1	17,300		8,500		34,300	77,200
				2	16,000	9,3	8,800	42,900	Q	
10	NEUWIRTH Sebastian WIZANI Benny	506	AUT	1	16,500		8,700		33,900	76,800
				2	15,200	10,5	8,600	42,900	R	
11	YORDANOV Ivelin MIHALEV Mariyan	509	BUL	1	17,100		9,600		36,300	76,700
				2	14,400	9,2	8,400	40,400	R	
12	CHEUNG Lucas Andrea JENSEN Mathias	511	DEN	1	16,200		8,700		33,600	76,600
				2	14,200	11,4	8,700	43,000		
13	SANIKIDZE Timur KRYUCHKOV Nikolay	529	RUS	1	17,200		7,100		31,400	76,500
				2	16,100	12,4	8,300	45,100		
14	TAVARES Ruben MARTINS Goncalo	528	POR	1	16,100		7,200		30,500	75,800
				2	16,300	10,8	9,100	45,300		
15	KATKIEWICZ Slawomir WYSKIEL Maciej	527	POL	1	16,000		9,000		34,000	75,700
				2	13,800	11,1	8,400	41,700		
16	HARTMANN Felix SCHULDT Matthias	520	GER	1	16,900		8,800		34,500	75,500
				2	15,800	9,8	7,700	41,000		



SYNCHRO Boys Prelims REVISED



Rk	Name	#	NF	Pass	E	D	S	P	Score	Total
17	BUYUKARSLAN Dogukan ALTINEL Koray	534	TUR	1 16,100 2 16,100		10,3	7,700 8,800		31,500 44,000	75,500
18	PELANT Michal RIEDL Ladislav	510	CZE	1 16,000 2 14,200		9,6	8,000 8,800		32,000 41,400	73,400
19	CUGUNOVAS Eigirdas DUBINOVIC Denis	524	LTU	1 14,600 2 14,400		9,0	9,200 8,200		33,000 39,800	72,800
20	VALLE Jordi LO PRETE Edoardo	522	ITA	1 15,500 2 13,900		8,9	8,100 8,000		31,700 38,800	70,500
21	DURAND Valentin CHARTIER Julian	517	FRA	1 13,900 2 15,100		10,3	7,200 7,200		28,300 39,800	68,100
22	BRUHIN Loan DOS REIS FERRAZ Bruno	531	SUI	1 16,300 2 9,000		6,7	7,900 5,000		32,100 25,700	57,800
23	SANCHEZ Raul MAICAS Jesus	514	ESP	1 16,700 2 6,100		3,9	9,300 3,100		35,300 16,200	51,500
24	SAMOILOV Denis DOROGIN Alexey	530	RUS	1 17,200 2 4,600		4,6	8,500 2,400		34,200 14,000	48,200
25	SCHMITZ Zilver VAN LANGEN Max	526	NED	1 16,000 2 2,800		2,9	9,100 1,900		34,200 9,500	43,700
26	DE VROE Eugeni VILARASAU Robert	513	ESP	1 16,600 2 1,600		1,3	8,400 0,900		33,400 4,700	38,100
27	LANGEL Siim LUKAS Kermo	515	EST	1 1,500 2 1,300		1,5	0,900 0,800		3,300 4,400	7,700

SJ-E: STOYCHEVA Mariela (UEG) - SJ-E: SIEGFRIED Patrick (UEG) - SJ-D: VAN WETERING Babette (UEG) - CJP: WULLAERT Didier (BEL)
 E1: LAVERGNE Lilian (FRA) - E2: KRASDEV Ivo (BUL) - E3: ANDERSSON Ulf (SWE) - E4: ZIERAU Bo (DEN)
 D6: BIERENFELD Gerda (GER) - D7: THOMPSON Claire (GBR) - ACJP: PISCARRETA Sara (POR) - S8: GASIMOV Abdulla (AZE) - R: STEFANIKOVA Jana (CZE)

Sunday, April 3rd
SYNCHRO Junior Boys - Final

Superior Jury			
	Rol	Name	NF
	SJ	KARAVAEVA Irina	UEG
	SJ	STOYCHEVA Mariela	UEG
	SJ	VICENTE Miguel	UEG

Judges			
	Rol	Name	NF
	CJP	AGAFONOVA Svetlana	RUS
	E1	KOECHER Bernd	GER
	E2	REHOROVA Martina	CZE
	E3	FILGUEIRA Santiago	ESP
	E4	SIMAO Rute	POR
	D6	DE GANS William	NED
	D7	LEBEDZEVA Natallia	BLR
	S8	BANASAKIS Theodoros	GRE
	ACJP	BILSKA Malgorzata	POL
	R	ARATO Veronica	ITA

LEGEND

SJ-P President **SJ-E** Execution Superior Jury **SJ-D** Difficulty Superior Jury
CJP Chair of Judges' Panel **Ex** Execution Judges (x=1-4) **D6/D7** Difficulty Judges **S8** Synchro Judge
R Reserve

Rk	Name	#	NF	Pass	E	D	S	P	Score	Total
1	ILYINYKH Mikita FOMCHANKA Mikita	507	BLR	1	16,200	13,1	9,200		47,700	47,700
2	KLINGENBJERG Kristoffer JERNOV Carl Emil	512	DEN	1	15,100	10,6	9,400		44,500	44,500
3	CHEVALIER Alexis RIOU Florestan	516	FRA	1	15,200	10,8	8,800		43,600	43,600
4	PATISSO COLONNA Samuele LAVINO Marco	523	ITA	1	15,900	8,1	8,800		41,600	41,600
5	SAVCHENKO Artem IVANSKYI Mykyta	535	UKR	1	15,400	9,3	7,400		39,500	39,500
6	MAKRIS Evangelos MAKRIS Dimitrios	521	GRE	1	14,100	9,5	7,900		39,400	39,400
7	BRADSHAW Alex NORTHOVER Rhys	518	GBR	1	3,000	3,0	1,800	0,3	9,300	9,300
8	LACHAVANNE Sebastien AMSLER Yann	532	SUI	1	3,000	2,3	1,600		8,500	8,500

SJ:KARAVAEVA Irina (UEG) SJ:STOYCHEVA Mariela (UEG) SJ:VICENTE Miguel (UEG) CJP:AGAFONOVA Svetlana (RUS)
E1:KOECHER Bernd (GER) E2:REHOROVA Martina (CZE) E3:FILGUEIRA Santiago (ESP) E4:SIMAO Rute (POR) D6:DE GANS William (NED) D7:LEBEDZEVA Natallia (BLR)
S8:BANASAKIS Theodoros (GRE) ACJP:BILSKA Malgorzata (POL) R:ARATO Veronica (ITA)

Saturday, April 2nd
SYNCHRO Senior Women - Preliminary Round

Superior Jury			
	Rol	Name	NF
	SJ-E	KARAVAEVA Irina	UEG
	SJ-E	VICENTE Miguel	UEG
	SJ-D	NUNES Luis	UEG

Judges			
	Rol	Name	NF
	CJP	PASHKOUSKAYA Sviatlana	BLR
	E1	BELTRAMI Francesca	ITA
	E2	CHRYSOSPATHEIS Dimosthenis	GRE
	E3	VOGT Andreas	SUI
	E4	KHOPERIA Rusudan	GEO
	D6	VAN DIJK Saskia	NED
	D7	RODRIGUEZ Maria	ESP
	ACJP	KAGARLYTSKYI Viktor	UKR
	S8	HALASZ Tibor	HUN
	R	OKONIEWSKI Waldemar	POL

LEGEND

SJ-P President **SJ-E** Execution Superior Jury **SJ-D** Difficulty Superior Jury
CJP Chair of Judges' Panel **Ex** Execution Judges (x=1-4) **D6/D7** Difficulty Judges **S8** Synchro Judge
R Reserve



SYNCHRO Women Prelims



Rk	Name	#	NF	Pass	E	D	S	P	Score	Total
1	KYIKO Maryna MOSKVINA Nataliya	453	UKR	1	17,900	2,5	8,800		38,000	84,200
				2	16,000	12,2	9,000	46,200	Q	
2	JURBERT Marine LABROUSSE Lea	442	FRA	1	17,700	1,5	9,100		37,400	83,100
				2	16,500	11,2	9,000	45,700	Q	
3	MALKOVA Svitlana BAKUNOVYTSKA Anna	452	UKR	1	17,200	2,9	9,100		38,300	83,000
				2	15,500	11,8	8,700	44,700		
4	KOCHEKOV Susana KORNETSKAYA Anna	450	RUS	1	16,800	2,7	8,900		37,300	82,400
				2	15,400	12,7	8,500	45,100	Q	
5	MUELLER Silva ADAM Leonie	445	GER	1	17,900	1,6	9,500		38,500	82,200
				2	17,700	7,0	9,500	43,700	Q	
6	LON Maryia BADYHINA Palina	435	BLR	1	17,700	2,1	9,400		38,600	81,800
				2	15,000	11,0	8,600	43,200	Q	
7	PRAT Claudia SAINZ Cristina	441	ESP	1	16,600	2,0	8,800		36,200	81,400
				2	16,500	10,3	9,200	45,200	Q	
8	JANJGAVA Teona ODISHVILI Ana	444	GEO	1	17,100	1,6	8,900		36,500	80,400
				2	15,400	10,7	8,900	43,900	Q	
9	RENTE Ana MARTINS Beatriz	448	POR	1	17,100	2,7	8,800		37,400	80,200
				2	15,100	11,5	8,100	42,800	Q	
10	WALMOD Maila MOGENSEN Helena	439	DEN	1	14,800	2,5	8,400		34,100	76,800
				2	14,200	9,9	9,300	42,700	R	
11	RYDEN Hanna SJOBERG Lina	451	SWE	1	15,700	1,9	9,100		35,800	75,700
				2	14,000	10,3	7,800	39,900	R	
12	SANTIAGO Elvira MASFRET Cristina	440	ESP	1	15,900	1,6	6,800		31,100	67,900
				2	14,400	9,4	6,500	36,800		
13	RYZHKOVA Vladislava PAVLOVA Yana	449	RUS	1	16,800	2,0	7,400		33,600	67,200
				2	13,300	8,5	5,900	33,600		
14	BOERSMA Kirsten FOKKE Tara	446	NED	1	17,300	2,5	8,700		37,200	63,300
				2	9,400	7,1	4,800	26,100		
15	HARCHONAK Hanna PIATRENIA Tatsiana	434	BLR	1	18,300	2,1	9,100		38,600	62,700
				2	8,000	6,7	4,700	24,100		
16	SOLANSKA Katerina PALACKA Nada	438	CZE	1	6,700	0,0	3,900		14,500	54,100
				2	12,900	9,7	8,500	39,600		



SYNCHRO Women Prelims



Rk	Name	#	NF	Pass	E	D	S	P	Score	Total
17	NATTA Vincente PARIS Laura	443	FRA	1	17,200	2,9	9,100		38,300	47,900
				2	3,500	2,3	1,900	9,600		
18	FRYDRYCHOVA Zita DOLEJSOVA Karolina	437	CZE	1	15,200	0,7	8,500		32,900	37,800
				2	1,600	1,3	1,000	4,900		

CJP:PASHKOUSKAYA Sviatlana (BLR)
 E1:BELTRAMI Francesca (ITA) E2:CHRYSOPATHIS Dimosthenis (GRE) E3:VOGT Andreas (SUI) E4:KHOPERIA Rusudan (GEO) D6:VAN DIJK Saskia (NED)
 D7:RODRIGUEZ Maria (ESP) ACJP:KAGARLYTSKYI Viktor (UKR) S8:HALASZ Tibor (HUN) R:OKONIEWSKI Waldemar (POL) SJ-E:STOYCHEVA Mariela (UEG)
 S1:E:VICENTE Maria (UEG) S1:D:MUÑOZ Luis (UEG)



Sunday, April 3rd
SYNCHRO Senior Women - Final

Superior Jury			
	Rol	Name	NF
	SJ	KARAVAEVA Irina	UEG
	SJ	VICENTE Miguel	UEG
	SJ	NUNES Luis	UEG

Judges			
	Rol	Name	NF
	CJP	PASHKOUSKAYA Sviatlana	BLR
	E1	BELTRAMI Francesca	ITA
	E2	VAN DIJK Saskia	NED
	E3	VOGT Andreas	SUI
	E4	ZIERAU Bo	DEN
	D6	CHRYSOSPATHEIS Dimosthenis	GRE
	D7	RODRIGUEZ Maria	ESP
	ACJP	OKONIEWSKI Waldemar	POL
	S8	HALASZ Tibor	HUN
	IO	EPELBAUM Sergey	ISR
	R	KAGARLYTSKYI Viktor	UKR

LEGEND

SJ-P President **SJ-E** Execution Superior Jury **SJ-D** Difficulty Superior Jury
CJP Chair of Judges' Panel **Ex** Execution Judges (x=1-4) **D6/D7** Difficulty Judges **S8** Synchro Judge
R Reserve

Rk	Name	#	NF	Pass	E	D	S	P	Score	Total
1	JURBERT Marine LABROUSSE Lea	442	FRA	1	16,400	11,2	9,200		46,000	46,000
2	KOCHESOK Susana KORNETSKAYA Anna	450	RUS	1	15,800	12,7	8,500		45,500	45,500
3	RENTE Ana MARTINS Beatriz	448	POR	1	15,700	11,3	8,900		44,800	44,800
3	KYIKO Maryna MOSKVINA Nataliya	453	UKR	1	15,800	12,2	8,400		44,800	44,800
5	MUELLER Silva ADAM Leonie	445	GER	1	17,600	7,8	9,200		43,800	43,800
6	PRAT Claudia SAINZ Cristina	441	ESP	1	16,000	10,3	8,700		43,700	43,700
7	JANJGAVA Teona ODISHVILI Ana	444	GEO	1	4,500	4,4	2,800		14,500	14,500
8	LON Maryia BADYHINA Palina	435	BLR	1	4,900	3,2	2,500		13,100	13,100

SJ:KARAVAEVA Irina (UEG) SJ:VICENTE Miguel (UEG) SJ:NUNES Luis (UEG) CJP:PASHKOUSKAYA Sviatlana (BLR)
E1:BELTRAMI Francesca (ITA) E2:VAN DIJK Saskia (NED) E3:VOGT Andreas (SUI) E4:ZIERAU Bo (DEN) D6:CHRYSOPATHIS Dimosthenis (GRE) D7:RODRIGUEZ Maria (ESP) ACJP:OKONIEWSKI Waldemar (POL) S8:HALASZ Tibor (HUN) IO:EPELBAUM Sergey (ISR) R:KAGARLYTSKYI Viktor (UKR)










Saturday, April 2nd
SYNCHRO Senior Men - Preliminary Round


Superior Jury			
	Rol	Name	NF
	SJ-E	KARAVAEVA Irina	UEG
	SJ-E	SIEGFRIED Patrick	UEG
	SJ-D	VAN WETERING Babette	UEG

Judges			
	Rol	Name	NF
	CJP	WULLAERT Didier	BEL
	E1	LAVERGNE Lilian	FRA
	E2	KRASTEV Ivo	BUL
	E3	ANDERSSON Ulf	SWE
	E4	ZIERAU Bo	DEN
	D6	BIERENFELD Gerda	GER
	D7	THOMPSON Claire	GBR
	ACJP	PISCARRETA Sara	POR
	S8	GASIMOV Abdulla	AZE
	R	STEFANIKOVA Jana	CZE

LEGEND

SJ-P President **SJ-E** Execution Superior Jury **SJ-D** Difficulty Superior Jury
CJP Chair of Judges' Panel **Ex** Execution Judges (x=1-4) **D6/D7** Difficulty Judges **S8** Synchro Judge
R Reserve

Rk	Name	#	NF	Pass	E	D	S	P	Score	Total
1	USHAKOV Dmitrii FEDORENKO Nikita	501	 RUS	1	18,500	1,9	9,000		38,400	90,300
				2	16,900	15,8	9,600		51,900	
2	KAZAK Mikalai HANCHAROU Uladzislau	479	 BLR	1	18,500	2,5	8,900		38,800	89,600
				2	16,800	15,8	9,100		50,800	
3	GRISHUNIN Ilya PIUNOV Oleg	477	 AZE	1	17,900	3,1	9,400		39,800	88,600
				2	15,800	15,4	8,800		48,800	
4	PROSTOROV Mykola BYEDYEVKIN Dmytro	505	 UKR	1	18,500	2,7	8,500		38,200	87,200
				2	15,200	15,6	9,100		49,000	
5	ABREU Diogo FERREIRA Pedro	499	 POR	1	17,700	3,3	8,400		37,800	86,600
				2	16,000	15,0	8,900		48,800	
6	MARTINY Sebastien MORANTE Allan	486	 FRA	1	17,900	2,7	8,800		38,200	86,200
				2	15,800	14,6	8,800		48,000	
7	GEENS Joris DEBACKER Simon	478	 BEL	1	15,900	3,2	8,700		36,500	82,700
				2	13,800	14,8	8,800		46,200	
8	SUELT Adam ASHHAB Naim	482	 CZE	1	17,200	2,7	9,200		38,300	82,100
				2	13,800	13,6	8,200		43,800	
9	HOLENWEG Romain PROGIN Simon	502	 SUI	1	17,100	2,6	9,600		38,900	81,800
				2	16,900	7,8	9,100		42,900	
10	ILIEV Georgi IVANOV Yasen	481	 BUL	1	16,400	2,7	9,100		37,300	81,700
				2	14,200	15,0	7,600		44,400	
11	KOSHKADZE Tengizi PUTKARADZE Giorgi	488	 GEO	1	17,200	3,1	9,000		38,300	81,100
				2	17,600	7,2	9,000		42,800	
12	DEMMERS Jimmy VAN ZEIJL Maxim	496	 NED	1	15,800	2,9	8,300		35,300	80,500
				2	14,200	13,2	8,900		45,200	
13	VOGEL Fabian SONN Kyrilo	489	 GER	1	14,000	1,3	7,300		29,900	79,600
				2	15,900	14,8	9,500		49,700	
14	VEGA David MARTIN Jorge	484	 ESP	1	14,700	2,1	8,000		32,800	79,100
				2	15,200	13,5	8,800		46,300	
15	ZAKRZEWSKI Artur BURDZIAK Lukasz	497	 POL	1	14,200	0,0	7,400		29,000	72,800
				2	17,100	8,7	9,000		43,800	
16	DEMIRO O DOMIRO Morgan LEGROS Romain	487	 FRA	1	18,000	2,9	9,200		39,300	65,800
				2	9,700	8,6	4,100		26,500	

Rk	Name	#	NF	Pass	E	D	S	P	Score	Total
17	SCHMIDT Daniel KOBBER Immanuel	490	 GER	1 17,500 2 8,200	2,7 8,2	8,500 3,900	37,200 24,200		61,400	
18	TOMASZEWSKI Lukasz HES Bartlomiej	498	 POL	1 17,000 2 6,700	2,9 6,3	9,200 3,700	38,300 20,400		58,700	
19	PONCE Jaime TORRAS Marc	485	 ESP	1 12,400 2 9,400	0,0 8,6	6,400 4,500	25,200 27,000		52,200	
20	PRAEST Daniel KJAER Benjamin	483	 DEN	1 17,100 2 2,900	2,9 3,4	9,200 1,900	38,400 10,100		48,500	
21	KATZ Alon ARTEMIEV Sergey	492	 ISR	1 14,900 2 4,500	2,7 4,2	8,600 2,400	34,800 13,500		48,300	
22	NORDFORS Jonas SMITH Oscar	504	 SWE	1 15,900 2 3,300	2,9 3,4	8,900 2,000	36,600 10,700		47,300	
23	TEILLERS Roeland HOP Samuel	495	 NED	1 16,800 2 1,600	2,0 2,0	9,100 0,900	37,000 5,400		42,400	
24	LUCIANI Stefano LUCARELLI Alessandro	494	 ITA	1 16,600 2 1,600	2,7 2,0	8,900 0,800	37,100 5,200		42,300	
25	AGHAMIROV Ruslan FEDOROVSKIY Dmitriy	476	 AZE	1 17,000 2 1,800	1,5 2,0	8,800 0,900	36,100 5,600		41,700	
26	AZARIAN Sergei MELNIK Mikhail	500	 RUS	1 18,100 2 0,000	3,1 0,0	9,600 0,000	40,400 0,000		40,400	
27	CANNONE Flavio ALOI Dario	493	 ITA	1 9,200 2 6,600	0,0 6,3	4,500 2,900	18,200 18,700		36,900	
28	GRAPSAS Marios GRAPSAS Konstantinos	491	 GRE	1 5,100 2 4,600	1,5 3,7	2,300 2,200	11,200 12,700		23,900	

CJP:WULLAERT Didier (BEL)
 E1:LAVERGNE Lilian (FRA) E2:KRASSTEV Ivo (BUL) E3:ANDERSSON Ulf (SWE) E4:ZIERAU Bo (DEN) D6:BIERENFELD Gerda (GER) D7:THOMPSON Claire (GBR)
 ACJP:PISCARRETA Sara (POR) S8:GASIMOV Abdulla (AZE) R:STEFANIKOVA Jana (CZE) SJ-E:KARAVAEVA Irina (UEG) SJ-E:SIEGFRIED Patrick (UEG) SJ-D:VAN
 WETERING Babette (UEG)

Sunday, April 3rd
SYNCHRO Senior Men - Final

Superior Jury			
	Rol	Name	NF
	SJ	STOYCHEVA Mariela	UEG
	SJ	SIEGFRIED Patrick	UEG
	SJ	VAN WETERING Babette	UEG

Judges			
	Rol	Name	NF
	CJP	WULLAERT Didier	BEL
	E1	THOMPSON Claire	GBR
	E2	KRASTEV Ivo	BUL
	E3	ANDERSSON Ulf	SWE
	E4	KHOPERIA Rusudan	GEO
	D6	PISCARRETA Sara	POR
	D7	LAVERGNE Lilian	FRA
	ACJP	BIERENFELD Gerda	GER
	S8	GASIMOV Abdulla	AZE
	IO	EPELBAUM Sergey	ISR
	R	STEFANIKOVA Jana	CZE

LEGEND

SJ-P President **SJ-E** Execution Superior Jury **SJ-D** Difficulty Superior Jury
CJP Chair of Judges' Panel **Ex** Execution Judges (x=1-4) **D6/D7** Difficulty Judges **S8** Synchro Judge
R Reserve

Rk	Name	#	NF	Pass	E	D	S	P	Score	Total
1	KAZAK Mikalai HANCHAROU Uladzislau	479	BLR	1	17,000	15,8	8,900		50,600	50,600
2	PROSTOROV Mykola BYEDYEVKIN Dmytro	505	UKR	1	16,100	15,6	9,200		50,100	50,100
3	ABREU Diogo FERREIRA Pedro	499	POR	1	16,300	15,0	9,200		49,700	49,700
4	MARTINY Sebastien MORANTE Allan	486	FRA	1	15,400	15,6	8,300		47,600	47,600
5	GEENS Joris DEBACKER Simon	478	BEL	1	15,000	14,8	8,100		46,000	46,000
6	USHAKOV Dmitrii FEDORENKO Nikita	501	RUS	1	15,200	14,0	8,300		45,800	45,800
7	GRISHUNIN Ilya PIUNOV Oleg	477	AZE	1	11,900	10,7	6,600		35,800	35,800
8	SUELT Adam ASHHAB Naim	482	CZE	1	1,400	2,0	0,900		5,200	5,200

SJ:STOYCHEVA Mariela (UEG) SJ:SIEGFRIED Patrick (UEG) SJ:VAN WETERING Babette (UEG) CJP:WULLAERT Didier (BEL)
E1:THOMPSON Claire (GBR) E2:KRASDEV Ivo (BUL) E3:ANDERSSON Ulf (SWE) E4:KHOPERIA Rusudan (GEO) D6:PISCARRETA Sara (POR) D7:LAVERGNE Lilian (FRA)
ACJP:BIERENFELD Gerda (GER) S8:GASIMOV Abdulla (AZE) IO:EPELBAUM Sergey (ISR) R:STEFANIKOVA Jana (CZE)