





Exercices individuels
Individual exercises

Compétition I: Concours multiple par équipes
Competition I: All around team competition

Time: 19:32
Date: 09-11-2002
Page: 1

CLASSEMENT FINAL
FINAL RESULTS




Rang Rank	Num Num	Fédération Federation	Féd Fed					TOTAL
1.	28	RUSSIA	RUS	51.775	54.000	54.875	54.050	214.700
2.	34	UKRAINE	UKR	48.950	53.850	51.700	53.425	207.925
3.	6	BULGARIA	BUL	48.425	50.650	47.125	49.150	195.350
4.	5	BELARUS	BLR	47.625	50.150	47.050	49.475	194.300
5.	10	SPAIN	ESP	45.300	50.000	48.100	49.700	193.100
6.	16	GREECE	GRE	46.825	48.650	46.475	48.300	190.250
7.	19	ITALY	ITA	44.350	47.000	43.050	47.500	181.900
8.	18	ISRAEL	ISR	42.000	43.850	45.275	44.100	175.225
9.	13	FRANCE	FRA	42.125	44.650	43.100	45.100	174.975
10.	14	GREAT BRITAIN	GBR	38.200	41.925	38.850	42.525	161.500
11.	2	AUSTRIA	AUT	41.050	39.650	40.350	39.675	160.725
12.	9	CZECH REPUBLIC	CZE	39.900	40.350	39.725	39.150	159.125
13.	15	GEORGIA	GEO	38.125	40.425	40.425	39.875	158.850
14.	25	POLAND	POL	37.325	39.950	40.950	39.600	157.825
15.	11	ESTONIA	EST	37.825	41.900	36.750	41.000	157.475
16.	3	AZERBAIJAN	AZE	38.700	38.575	39.450	39.050	155.775
17.	12	FINLAND	FIN	38.200	37.600	39.000	38.150	152.950
18.	20	LATVIA	LAT	36.950	38.125	37.300	37.050	149.425
19.	29	SLOVENIA	SLO	35.450	38.425	37.850	37.550	149.275
20.	17	HUNGARY	HUN	35.400	37.300	34.800	36.300	143.800
21.	23	NETHERLANDS	NED	35.350	33.850	36.600	37.800	143.600
22.	26	PORTUGAL	POR	34.525	35.100	35.825	37.350	142.800
23.	22	MOLDOVA	MDA	33.950	36.000	33.950	38.150	142.050
24.	27	ROMANIA	ROM	35.525	34.425	33.000	36.250	139.200
25.	8	CYPRUS	CYP	34.750	36.300	32.800	34.500	138.350
26.	4	BELGIUM	BEL	30.850	32.500	31.750	35.000	130.100
27.	7	CROATIA	CRO	29.875	34.950	30.975	33.700	129.500
28.	21	LITHUANIA	LTU	32.050	30.100	31.625	32.275	126.050
29.	24	NORWAY	NOR	29.750	32.250	31.775	31.125	124.900

Exercices individuels
Individual exercises

Compétition II
Compétition II

Time: 18:53
Date: 10-11-2002
Page: 1

CLASSEMENT FINAL
FINAL RESULTS





Rang	Num	Nom	Prénom	Féd					TOTAL
Rank	Num	Name	Firstname	Fed					
1.	135	KABAEVA	Alina	RUS	27.600	27.350	27.500	28.475	110.925
2.	165	YEROFEEVA	Tamara	UKR	26.525	27.775	26.525	26.875	107.700
3.	166	BESSONOVA	Anna	UKR	26.725	26.000	26.175	26.525	105.425
4.	26	PEYCHEVA	Simona	BUL	26.625	25.600	26.475	25.450	104.150
5.	137	GIZIKOVA	Zarina	RUS	25.325	26.000	25.750	26.250	103.325
6.	20	ZHUKOVA	Inna	BLR	25.800	25.800	25.475	25.325	102.400
7.	46	CID	Almudena	ESP	25.150	25.550	25.100	24.500	100.300
8.	21	RUDALOVA	Svetlana	BLR	25.450	24.900	24.400	25.400	100.150
9.	75	ANDRIOLA	Eleni	GRE	24.850	25.600	23.900	25.300	99.650
10.	45	COLINO	Jennifer	ESP	23.900	25.000	24.325	24.900	98.125
11.	86	ZACCHILLI	Laura	ITA	24.375	24.300	22.800	24.500	95.975
12.	76	NIKOLAIDOU	Olga	GRE	23.300	24.475	23.650	24.100	95.525
13.	91	PIZEZKY	Katya	ISR	22.675	24.400	24.050	23.450	94.575
14.	25	PAYSIEVA	Elizabeth	BUL	23.850	23.900	22.000	24.100	93.850
15.	60	LEDOUX	Delphine	FRA	22.600	23.050	23.000	23.500	92.150
16.	85	MARCHESI	Susanna	ITA	23.000	22.800	23.500	22.725	92.025
17.	52	KIKKAS	Irina	EST	23.650	23.000	22.050	22.800	91.500
18.	10	GIMATOVA	Dinara	AZE	22.650	22.500	22.500	21.450	89.100
19.	65	McKIBBIN	Hannan Rose	GBR	22.900	22.700	21.250	20.950	87.800
20.	120	MARKOWSKA	Magdalena	POL	20.600	22.300	21.400	21.750	86.050
21.	6	OBERHOFER	Hanna	AUT	21.100	21.350	20.100	20.550	83.100
22.	61	LACOUR	Aurelie	FRA	20.500	21.575	20.200	20.450	82.725
23.	40	KOPACOVA	Katerina	CZE	21.950	20.450	19.200	20.950	82.550
24.	5	WEBER	Caroline	AUT	20.700	20.850	19.850	20.150	81.550
25.	90	YUNGER	Yael	ISR	19.150	20.700	20.250	20.600	80.700
26.	71	KERESELIDZE	Vanda	GEO	19.500	20.750	18.975	20.700	79.925

Exercices individuels
Individual exercises

Compétition I: Concours qualificatif individuel
Competition I: Individual qualifying competition

Time: 19:32
Date: 09-11-2002
Page: 1

CLASSEMENT FINAL
FINAL RESULTS





Rang Rank	Num Num	Nom Prénom Name Firstname	Féd Fed					TOTAL 3	TOTAL
1.	135	KABAEVA Alina	RUS	27.175	27.000	27.500	27.950	82.625	(109.625)
2.	165	YEROFEEVA Tamara	UKR	25.800	26.950	27.025	26.825	80.800	(106.600)
3.	137	GIZIKOVA Zarina	RUS		27.000	27.375	26.100	80.475	(80.475)
4.	166	BESSONOVA Anna	UKR		26.900	24.675	26.600	78.175	(78.175)
5.	26	PEYCHEVA Simona	BUL	25.050	26.300	25.175	25.800	77.275	(102.325)
6.	20	ZHUKOVA Inna	BLR	24.125	25.300	26.350	25.525	77.175	(101.300)
7.	46	CID Almudena	ESP	22.250	25.550	25.275	26.050	76.875	(99.125)
8.	75	ANDRIOLA Eleni	GRE	24.275	24.500	24.250	24.550	73.325	(97.575)
9.	21	RUDALOVA Svetlana	BLR	23.500	24.850		23.950	72.300	(72.300)
10.	86	ZACCHILLI Laura	ITA	23.350	24.100	22.000	24.400	71.850	(93.850)
11.	45	COLINO Jennifer	ESP	23.050	24.450	22.825	23.650	71.150	(93.975)
12.	25	PAYSIEVA Elizabeth	BUL	23.375	24.350	21.950	23.350	71.075	(93.025)
13.	76	NIKOLAIDOU Olga	GRE		24.150	22.225	23.750	70.125	(70.125)
14.	91	PIZEZKY Katya	ISR		22.800	23.600	22.250	68.650	(68.650)
15.	85	MARCHESI Susanna	ITA	21.000	22.900	21.050	23.100	67.050	(88.050)
16.	60	LEDOUX Delphine	FRA	21.175	22.600	21.300	23.000	66.900	(88.075)
17.	61	LACOUR Aurelie	FRA	20.950	22.050	21.800	22.100	65.950	(86.900)
18.	52	KIKKAS Irina	EST	20.500	22.300	19.700	22.500	65.300	(85.000)
19.	90	YUNGER Yael	ISR	20.875	21.050	21.675	21.850	64.575	(85.450)
20.	10	GIMATOVA Dinara	AZE	21.200	19.475	21.600	21.700	64.500	(83.975)
21.	65	McKIBBIN Hannan Rose	GBR	18.750	22.275	19.250	22.250	63.775	(82.525)
22.	40	KOPACOVA Katerina	CZE	20.600	21.150	20.900	20.000	62.650	(82.650)
23.	6	OBERHOFER Hanna	AUT	21.650	19.250	20.900	19.150	61.800	(80.950)
24.	120	MARKOWSKA Magdalena	POL	19.600	19.700	20.150	21.350	61.200	(80.800)
25.	5	WEBER Caroline	AUT	19.400	20.400	19.450	20.525	60.375	(79.775)
25.	71	KERESELIDZE Vanda	GEO	19.175	20.600	20.550	19.225	60.375	(79.550)
27.	70	BAKURADZE Ketevan	GEO	18.950	19.825	19.875	20.650	60.350	(79.300)
28.	66	JOSE Rebecca	GBR	19.450	19.650	19.600	20.275	59.525	(78.975)
29.	81	HARIS Brigitta	HUN	19.600	20.550	19.100	19.300	59.450	(78.550)
30.	56	AKKONEN Ksenija	FIN	18.950	19.800	19.200	20.050	59.050	(78.000)
31.	96	GUSARCHUK Olga	LAT	19.050	20.300	18.600	19.550	58.900	(77.500)
32.	141	SINDIC Kaja	SLO	17.000	19.550	18.775	19.450	57.775	(74.775)
33.	41	CERNA Karolina	CZE	19.300	19.200	18.825	19.150	57.650	(76.475)
34.	131	RUSU Claudia Cristina	ROM	19.325	18.200	18.300	20.000	57.625	(75.825)
35.	55	SARESUIRTA Sanni	FIN	19.250	17.800	19.800	18.100	57.150	(74.950)
36.	107	TANURCOVA Anastasia	MDA		19.350	17.300	19.850	56.500	(56.500)
37.	140	JEREMIC Dusica	SLO	18.450	18.875	19.075	18.100	56.400	(74.500)
38.	111	VAN MONTFOORT Emmy	NED	17.100	17.850	19.550	18.750	56.150	(73.250)

Exercices individuels
Individual exercises

Compétition I: Concours qualificatif individuel
Competition I: Individual qualifying competition

Time: 19:32
Date: 09-11-2002
Page: 2

CLASSEMENT FINAL
FINAL RESULTS

Rang Rank	Num Num	Nom Prénom Name Firstname	Féd Fed					TOTAL 3	TOTAL
39.	50	FILIPOVA Maria	EST	17.325	19.600		18.500	55.425	(55.425)
40.	145	ECUYER Joanie	SUI	16.300	19.525	17.725	18.150	55.400	(71.700)
41.	150	BELUGINOVA Katarina	SVK	17.375	18.200	18.125	18.825	55.150	(72.525)
42.	110	POBOKOVA Anna	NED	18.250	16.000	17.050	19.050	54.350	(70.350)
43.	126	LIMA Laura	POR	17.450	17.850		19.000	54.300	(54.300)
44.	95	MOHAMEDA Magda	LAT	17.900		18.700	17.500	54.100	(54.100)
45.	35	OLYMPIOU Rea	CYP	17.500	19.250	17.050	16.850	53.800	(70.650)
46.	125	BORGES Catarina	POR		17.250	18.125	18.350	53.725	(53.725)
47.	105	GAVRILENCO Liubov	MDA	18.675		16.650	18.300	53.625	(53.625)
48.	36	ARISTOTELOUS Maria	CYP	17.250	17.050	15.750	17.650	51.950	(67.700)
49.	160	TASYURAN Sukran	TUR	16.750	15.850	17.700	16.650	51.100	(66.950)
50.	31	FARKAS Valentina	CRO	16.150	17.650	16.175	16.650	50.475	(66.625)
51.	15	TANG QUYNH Geraldine	BEL	16.250	16.050	15.550	17.750	50.050	(65.600)
52.	16	DE BACKER Inge	BEL	14.600	16.450	16.200	17.250	49.900	(64.500)
53.	101	LAPICEKAJA Taisija	LTU	17.000	15.250	16.825	15.875	49.700	(64.950)
54.	80	MESZAROS Zsafia	HUN	15.800	16.750	15.700	17.000	49.550	(65.250)
54.	155	FROEDEBERG Hannah	SWE	16.850	16.300	16.400	16.250	49.550	(65.800)
56.	30	HOHNJEC Stefany	CRO	13.725	17.300	14.800	17.050	49.150	(62.875)
57.	117	MUELLER Rikke	NOR	15.300	16.750	16.325	16.025	49.100	(64.400)
58.	130	GOGUT Andrea	ROM	16.200	16.225	14.700	16.250	48.675	(63.375)
59.	100	SAMAROKOVA Simona	LTU	15.050	14.850	14.800	16.400	46.300	(61.100)
60.	1	CORTESAO TRAVESSET Sofia	AND	13.775	13.300	13.150	16.050	43.125	(56.275)
61.	121	RYNKOWSKA Klaudia	POL		20.250	20.800		41.050	(41.050)
62.	12	GORINA Dina	AZE	17.500	19.100			36.600	(36.600)
63.	122	GIENIECZKO Magdalena	POL	17.725			18.250	35.975	(35.975)
64.	11	YEGAY Valeria	AZE			17.850	17.350	35.200	(35.200)
65.	127	FERNANDES Filipa	POR	17.075		17.700		34.775	(34.775)
66.	106	NICOLAEVA Maria	MDA	15.275	16.650			31.925	(31.925)
67.	116	MUNKVOLD Martine	NOR			15.450	15.100	30.550	(30.550)
68.	115	KROGSTAD Trine	NOR	14.450	15.500			29.950	(29.950)
69.	136	SESINA Vera	RUS	24.600				24.600	(24.600)
70.	167	GODUNKO Natalia	UKR	23.150				23.150	(23.150)
71.	77	KAKLIDOU Kalliopi-Christin	GRE	22.550				22.550	(22.550)
72.	92	IGELNIK Yulia	ISR	21.125				21.125	(21.125)
73.	22	OSIADOVSKAYA Alena	BLR			20.700		20.700	(20.700)
74.	97	VENDE Dace	LAT		17.825			17.825	(17.825)
75.	51	KUDRJASHOVA Viktoria	EST			17.050		17.050	(17.050)