

**Exercices individuels**

**Individual exercises**

**Compétition III: Finales par engins**

**Competition III: Apparatus finals**

Time: 18:27


Date: 05-04-2003

Page: 1

**CLASSEMENT FINAL**

**FINAL RESULTS**

Rang	Num	Nom	Prénom	Féd	Note
Rank	Num	Name	Firstname	Fed	Note
1.	4	GIZIKOVA	Zarina	RUS	27.850
2.	2	BESSONOVA	Anna	UKR	27.850
3.	5	ZHUKAVA	Inna	BLR	26.550
4.	3	PEYCHEVA	Simona	BUL	26.350
5.	7	RUDALOVA	Svetlana	BLR	26.150
6.	1	YEROFEEVA	Tamara	UKR	26.150
7.	8	ANDRIOLA	Eleni	GRE	25.600
8.	6	CID	Almudena	ESP	25.250
9.	11	NIKOLAIDOU	Olga	GRE	24.400
10.	16	INGILDEEVA	Lisa	GER	24.050
11.	12	PISETSKY	Katerina	ISR	23.625
12.	15	MARCHESI	Susanna	ITA	23.125
13.	9	COLINO	Jennifer	ESP	23.050
14.	13	PAYSIEVA	Elizabeth	BUL	22.950
15.	14	LEDOUX	Delphine	FRA	22.550
16.	10	ZACCHILLI	Laura	ITA	22.200
17.	17	KIKKAS	Irina	EST	22.175



**Exercices individuels**

**Individual exercises**

**Compétition III: Finales par engins**

**Competition III: Apparatus finals**

Time: 17:24


Date: 06-04-2003

Page: 1

**CLASSEMENT FINAL**

**FINAL RESULTS**

<b>Rang</b>	<b>Num</b>	<b>Nom Prénom</b>	<b>Féd</b>	<b>Note</b>
<b>Rank</b>	<b>Num</b>	<b>Name Firstname</b>	<b>Fed</b>	<b>Note</b>
1.	2	BESSONOVA Anna	UKR	27.700
2.	1	YEROFEEVA Tamara	UKR	26.850
3.	3	PEYCHEVA Simona	BUL	26.500
4.	4	GIZIKOVA Zarina	RUS	26.450
5.	5	ZHUKAVA Inna	BLR	26.350
6.	8	ANDRIOLA Eleni	GRE	26.200
7.	6	CID Almudena	ESP	25.650
8.	7	RUDALOVA Svetlana	BLR	24.900
9.	10	ZACCHILLI Laura	ITA	24.800
10.	12	PISETSKY Katerina	ISR	24.600
11.	13	PAYSIEVA Elizabeth	BUL	24.500
12.	15	MARCHESI Susanna	ITA	24.050
13.	16	INGILDEEVA Lisa	GER	23.700
14.	14	LEDOUX Delphine	FRA	23.450
15.	9	COLINO Jennifer	ESP	22.700
16.	11	NIKOLAIDOU Olga	GRE	21.750
17.	17	KIKKAS Irina	EST	21.500



Exercices individuels

Individual exercises

Compétition III: Finales par engins

Competition III: Apparatus finals

Time: 18:25

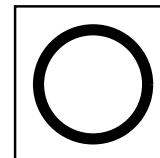
Date: 05-04-2003

Page: 1

## CLASSEMENT FINAL

### FINAL RESULTS

Rang	Num	Nom	Prénom	Féd	Note
Rank	Num	Name	Firstname	Fed	Note
1.	2	BESSONOVA	Anna	UKR	27.500
2.	4	GIZIKOVA	Zarina	RUS	26.800
3.	1	YEROFEEVA	Tamara	UKR	26.300
4.	3	PEYCHEVA	Simona	BUL	26.200
5.	5	ZHUKAVA	Inna	BLR	25.850
6.	6	CID	Almudena	ESP	25.800
7.	8	ANDRIOLA	Eleni	GRE	25.100
8.	10	ZACCHILLI	Laura	ITA	24.450
9.	16	INGILDEEVA	Lisa	GER	24.250
10.	14	LEDOUX	Delphine	FRA	23.850
11.	17	KIKKAS	Irina	EST	23.700
12.	11	NIKOLAIDOU	Olga	GRE	23.600
13.	7	RUDALOVA	Svetlana	BLR	23.550
14.	13	PAYSIEVA	Elizabeth	BUL	23.350
15.	12	PISETSKY	Katerina	ISR	22.950
16.	15	MARCHESI	Susanna	ITA	22.300
17.	9	COLINO	Jennifer	ESP	21.000



Exercices individuels

Individual exercises

Compétition III: Finales par engins

Competition III: Apparatus finals

Time: 19:28

Date: 06-04-2003

Page: 1

### CLASSEMENT FINAL

### FINAL RESULTS

Rang	Num	Nom	Prénom	Féd	Note
Rank	Num	Name	Firstname	Fed	Note
1.	2	BESSONOVA	Anna	UKR	26.100
2.	5	ZHUKAVA	Inna	BLR	26.000
3.	1	YEROFEEVA	Tamara	UKR	25.900
4.	4	GIZIKOVA	Zarina	RUS	25.750
5.	3	PEYCHEVA	Simona	BUL	25.700
6.	6	CID	Almudena	ESP	24.850
7.	13	PAYSIEVA	Elizabeth	BUL	24.800
8.	8	ANDRIOLA	Eleni	GRE	24.300
9.	7	RUDALOVA	Svetlana	BLR	23.900
10.	12	PISETSKY	Katerina	ISR	23.850
11.	10	ZACCHILLI	Laura	ITA	23.450
12.	16	INGILDEEVA	Lisa	GER	23.350
13.	11	NIKOLAIDOU	Olga	GRE	23.050
14.	14	LEDOUX	Delphine	FRA	23.050
15.	15	MARCHESI	Susanna	ITA	22.950
16.	9	COLINO	Jennifer	ESP	21.600
17.	17	KIKKAS	Irina	EST	21.300



Exercices d'ensemble JUNIORS

Group exercises JUNIORS

Présentation finale

Final Presentation

Time: 15:45

Date: 06-04-2003

Page: 1

**CLASSEMENT FINAL**

**FINAL RESULTS**



Rg.	Nb.	Fédération	Féd	Technique	Artistique	Exécution		
Rk.	Nb.	Federation	Fed	Technic	Artistic	Execution	Pen.	TOTAL
1.	19	<b>RUSSIA</b>	<b>RUS</b>	<b>7.050</b>	<b>9.400</b>	<b>9.200</b>		<b>25.650</b>
2.	10	<b>GREECE</b>	<b>GRE</b>	<b>6.400</b>	<b>9.300</b>	<b>8.800</b>		<b>24.500</b>
3.	3	<b>BULGARIA</b>	<b>BUL</b>	<b>6.200</b>	<b>9.000</b>	<b>8.900</b>		<b>24.100</b>
4.	2	<b>BELARUS</b>	<b>BLR</b>	<b>6.300</b>	<b>9.100</b>	<b>9.100</b>	<b>0.50</b>	<b>24.000</b>
5.	23	<b>UKRAINE</b>	<b>UKR</b>	<b>5.400</b>	<b>8.100</b>	<b>8.850</b>	<b>0.50</b>	<b>21.850</b>
6.	8	<b>FRANCE</b>	<b>FRA</b>	<b>4.950</b>	<b>8.250</b>	<b>8.600</b>		<b>21.800</b>
7.	5	<b>SPAIN</b>	<b>ESP</b>	<b>5.250</b>	<b>8.000</b>	<b>8.500</b>	<b>0.50</b>	<b>21.250</b>
8.	20	<b>SWITZERLAND</b>	<b>SUI</b>	<b>4.650</b>	<b>7.600</b>	<b>8.250</b>	<b>0.60</b>	<b>19.900</b>

Exercices d'ensemble SENIORS

Group exercises SENIORS

Concours par exercice

Competition for each exercise

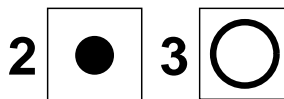
Time: 19:20

Date: 06-04-2003

Page: 1

**CLASSEMENT FINAL**

**FINAL RESULTS**



Rg.	Nb.	Fédération	Féd	Technique	Artistique	Execution	Pen.	TOTAL
Rk.	Nb.	Federation	Fed					
1.	3	<b>BULGARIA</b>	<b>BUL</b>	<b>8.450</b>	<b>9.050</b>	<b>9.200</b>		<b>26.700</b>
2.	10	<b>GREECE</b>	<b>GRE</b>	<b>8.250</b>	<b>8.900</b>	<b>8.950</b>		<b>26.100</b>
3.	13	<b>ITALY</b>	<b>ITA</b>	<b>7.650</b>	<b>8.900</b>	<b>8.900</b>		<b>25.450</b>
4.	23	<b>UKRAINE</b>	<b>UKR</b>	<b>8.100</b>	<b>8.200</b>	<b>8.800</b>		<b>25.100</b>
5.	2	<b>BELARUS</b>	<b>BLR</b>	<b>8.050</b>	<b>8.900</b>	<b>8.600</b>	<b>0.60</b>	<b>24.950</b>
6.	19	<b>RUSSIA</b>	<b>RUS</b>	<b>7.850</b>	<b>8.500</b>	<b>8.700</b>	<b>0.50</b>	<b>24.550</b>
7.	5	<b>SPAIN</b>	<b>ESP</b>	<b>7.400</b>	<b>7.450</b>	<b>8.700</b>		<b>23.550</b>
8.	9	<b>GERMANY</b>	<b>GER</b>	<b>7.250</b>	<b>7.650</b>	<b>8.600</b>	<b>0.50</b>	<b>23.000</b>

Exercices d'ensemble SENIORS

Group exercises SENIORS

Concours par exercice

Competition for each exercise

Time: 17:21

Date: 06-04-2003

Page: 1

**CLASSEMENT FINAL**

**FINAL RESULTS**



Rg. Rk.	Nb. Nb.	Fédération Federation	Féd Fed	Technique	Artistique	Execution	Pen.	TOTAL
1.	19	<b>RUSSIA</b>	<b>RUS</b>	<b>8.650</b>	<b>9.100</b>	<b>9.100</b>		<b>26.850</b>
2.	3	<b>BULGARIA</b>	<b>BUL</b>	<b>8.350</b>	<b>8.750</b>	<b>9.000</b>		<b>26.100</b>
3.	2	<b>BELARUS</b>	<b>BLR</b>	<b>8.200</b>	<b>8.800</b>	<b>9.000</b>	<b>0.50</b>	<b>25.500</b>
4.	10	<b>GREECE</b>	<b>GRE</b>	<b>8.150</b>	<b>8.400</b>	<b>8.950</b>		<b>25.500</b>
5.	13	<b>ITALY</b>	<b>ITA</b>	<b>7.750</b>	<b>7.900</b>	<b>8.800</b>		<b>24.450</b>
6.	9	<b>GERMANY</b>	<b>GER</b>	<b>7.250</b>	<b>7.300</b>	<b>8.450</b>		<b>23.000</b>
7.	23	<b>UKRAINE</b>	<b>UKR</b>	<b>7.400</b>	<b>7.450</b>	<b>8.650</b>	<b>1.00</b>	<b>22.500</b>
8.	5	<b>SPAIN</b>	<b>ESP</b>	<b>7.050</b>	<b>7.600</b>	<b>8.200</b>	<b>0.50</b>	<b>22.350</b>