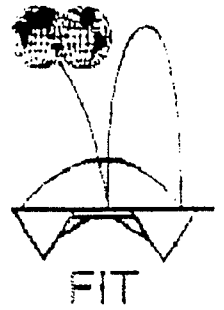




XIII EUROPEAN YOUTH CHAMPIONSHIPS
in Trampoline, Tumbling & Double-Mini Trampoline
St.Petersburg, Russia, October 25-27, 1996



RESULTS

XIII EUROPEAN YOUTH CHAMPIONSHIPS
in Trampoline, Tumbling & Double-Mini Trampoline
St.Petersburg, Russia, October 25-27, 1996

JUDGES

Double Minitramp Ladies and Men

SJ	Ignasio Ortiz	FIT*
Ass		
1	Elm Lars Göran	SWE*
2	Paulo Martins	POR
3	Irina Goloubkova	RUS
4	Jan Beckers	BEL
5	Elizabeth Boloix	ESP
Diff 6	Heintz-Peter Michels	GER*
7		

Arb.Jury: Judges *)

A.Gueisbuhler FIT, N.Makarov OC

Trampoline Synchro Ladies

SJ	Andre Gueisbuhler	FIT*
Ass	Jesper Dalsten	DEN
1	Tatiana Antonovitch	UKR*
2	Luis Andrade	POR
3	Patricia Milne	SCO
4	Irina Goutseva	RUS
5	Martin Laws	GRB
6	Martin Boonstra	NED
Diff 7	Per Lindström	SWE*
8	Lucien Viviani	FRA
ASD	Dorothee Christlieb	GER
9	Vladimir Zeman	CZE
10	Immaculada Pazos	ESP
11	Malgorzata Bilaska	POL

Arb.Jury: Judges *)

I.Ortiz FIT, N.Makarov OC

Trampoline Individual Ladies

SJ	Horst Kunze	FIT*
Ass	John Beeton	FIT
1	Per Lindström	SWE*
2	Jan Beckers	BEL
3	Alexandr Pasternak	BLR
4	Lucien Viviani	FRA
5	Immaculada Pazos	ESP
Diff 7	Vladimir Zeman	CZE*
8	Martin Laws	GRB

Arb.Jury: Judges *)

I.Ortiz FIT, N.Makarov OC

Tumbling Ladies and Men

SJ	Horst Kunze	FIT*
Ass		
1	Viviane van Brussel	BEL*
2	Mariana Makulova	BUL
3	George Rivoal	FRA
4	Igor Semenov	RUS
5	Janusz Dopierala	POL
Diff 6	Christian Schwertz	FRA
7	Anatoli Kovarski	RUS

Arb.Jury: Judges *)

John Beeton FIT, N.Makarov OC

Trampoline Synchro Men

SJ	John Beeton	FIT*
Ass	Luis Andrade	POR
1	Vladimir Zeman	CZE
2	Jesper Dalsten	DEN
3	Malgorzata Bilaska	POL
4	Alexandr Pasternak	BLR
5	Dorothee Christlieb	GER
6	Patricia Milne	SCO
Diff 7	Immaculada Pazos	ESP*
8	Lucien Viviani	FRA
ASD	Irina Goutseva	RUS
9	Martin Boonstra	NED
10	Martin Laws	GRB
11	Tatiana Antonovitch	UKR

Arb.Jury: Judges *)

H.Kunze FIT, N.Makarov OC

Trampoline Individual Men

SJ	Ignasio Ortiz	FIT*
Ass	Dorothee Christlieb	GER
1	Luis Andrade	POR*
2	Patricia Milne	SCO
3	Irina Goutseva	RUS
4	Martin Boonstra	NED
5	Malgorzata Bilaska	POL
Diff 7	Jesper Dalsten	DEN*
8	Tatiana Antonovitch	UKR

Arb.Jury: Judges *)

H.Kunze FIT, N.Makarov OC

Judges Meetings always, 30 minutes before the start of the competitions !!!

October 22nd, 1996
Horst Kunze
FIT TC President

XIII EUROPEAN YOUTH CHAMPIONSHIPS 1996

St.Petersburg, Russia

October 25th-27th,1996

27/10/96

TRAMPOLINE
Individual Final

Ladies

		R E Z U L T S							
J1	J2	J3	J4	J5	Diff.	Score	Total		
1. MOORE J.		GRB							
1.	9.40	9.20	9.30	9.20	9.10	0.0	27.70		
2.	8.90	9.00	8.90	9.00	8.70	10.0	36.80	64.50	
F.	9.00	9.30	8.80	8.80	8.70	10.0	36.60	101.1	
2. LAWTON K.		GRB							
1.	9.20	9.00	9.20	9.10	9.00	0.0	27.30		
2.	8.70	8.80	8.60	8.70	8.60	9.6	35.60	62.90	
F.	8.60	8.50	8.50	8.70	8.50	9.3	34.90	97.80	
3. VASSINA M.		RUS							
1.	9.30	9.10	9.10	9.10	9.30	0.0	27.50		
2.	8.50	8.40	8.40	8.20	8.30	9.5	34.60	62.10	
F.	8.60	8.60	8.60	8.60	8.80	9.5	35.30	97.40	
4. LENDERS A.		NDL							
1.	9.30	9.00	9.20	9.00	9.00	0.0	27.20		
2.	8.50	8.40	8.70	8.20	8.20	9.6	34.70	61.90	
F.	8.60	8.60	8.70	8.60	8.50	9.6	35.40	97.30	
5. GRAEVSKAIA T.		BLR							
1.	9.20	9.00	9.10	9.00	9.10	0.0	27.20		
2.	8.70	8.70	8.60	8.40	8.40	9.3	35.00	62.20	
F.	8.60	8.50	8.70	8.50	8.50	9.3	34.90	97.10	
6. DOMCHEVSKAY J.		UKR							
1.	9.40	9.00	9.10	9.00	9.10	0.0	27.20		
2.	8.80	8.70	8.40	8.40	8.30	10.0	35.50	62.70	
F.	8.10	7.90	7.80	7.90	8.00	10.2	34.00	96.70	
7. HONZAKOVA L.		CZE							
1.	9.20	9.30	9.40	8.80	9.00	0.0	27.50		
2.	8.50	8.40	8.40	8.40	8.20	10.1	35.30	62.80	
F.	8.00	7.80	8.30	8.10	8.00	9.6	33.70	96.50	
8. TRIFONOVA A.		RUS							
1.	8.90	8.60	8.90	8.90	8.90	0.0	26.70		
2.	8.30	8.40	7.90	8.20	8.00	9.7	34.20	60.90	
F.	8.30	8.40	8.30	8.40	8.50	9.7	34.80	95.70	
9. KORNITENKO I.		UKR							
1.	9.20	9.10	9.30	8.90	8.80	0.0	27.20		
2.	8.70	8.80	8.60	8.20	8.20	8.4	33.90	61.10	
F.	8.50	8.60	8.50	8.30	8.30	8.4	33.70	94.80	
10. BORISSOVA N.		BLR							
1.	9.20	9.00	9.20	9.20	8.70	0.0	27.40		
2.	8.40	8.10	8.50	8.50	8.50	8.5	33.90	61.30	
F.	8.10	7.90	7.80	7.80	8.00	8.7	32.40	93.70	

XIII EUROPEAN YOUTH CHAMPIONSHIPS 1996

St. Petersburg, Russia
26/10/96October 25th-27th, 1996
LadiesTRAMPOLINE
Preliminaries Individual

	R E Z U L T S					Diff.	Score	Total
	J1	J2	J3	J4	J5			
1. MOORE JAIME								
	9.40	9.20	9.30	9.20	9.10	0.0	27.70	
	8.90	9.00	8.90	9.00	8.70	10.0	36.80	64.50
2. LAWTON KIRSTEN								
	9.20	9.00	9.20	9.10	9.00	0.0	27.30	
	8.70	8.80	8.60	8.70	8.60	9.6	35.60	62.90
3. HONZAKOVA LENKA								
	9.20	9.30	9.40	8.80	9.00	0.0	27.50	
	8.50	8.40	8.40	8.40	8.20	10.1	35.30	62.80
4. DOMCHEVSKAY JULIA								
	9.40	9.00	9.10	9.00	9.10	0.0	27.20	
	8.80	8.70	8.40	8.40	8.30	10.0	35.50	62.70
5. GRAEVSKAIA TAMARA								
	9.20	9.00	9.10	9.00	9.10	0.0	27.20	
	8.70	8.70	8.60	8.40	8.40	9.3	35.00	62.20
6. VASSINA MARINA								
	9.30	9.10	9.10	9.10	9.30	0.0	27.50	
	8.50	8.40	8.40	8.20	8.30	9.5	34.60	62.10
7. LENDERS ANDREA								
	9.30	9.00	9.20	9.00	9.00	0.0	27.20	
	8.50	8.40	8.70	8.20	8.20	9.6	34.70	61.90
8. BORISSOVA NATALIA								
	9.20	9.00	9.20	9.20	8.70	0.0	27.40	
	8.40	8.10	8.50	8.50	8.50	8.5	33.90	61.30
9. WRIGHT CLAIRE								
	9.30	8.90	9.00	9.10	9.10	0.0	27.20	
	8.30	8.10	8.40	8.10	8.20	9.4	34.00	61.20
10. KORNITENKO IRINA								
	9.20	9.10	9.30	8.90	8.80	0.0	27.20	
	8.70	8.80	8.60	8.20	8.20	8.4	33.90	61.10
11. TRIFONOVA ALLA								
	8.90	8.60	8.90	8.90	8.90	0.0	26.70	
	8.30	8.40	7.90	8.20	8.00	9.7	34.20	60.90
12. JOUJOUOVA FARISA								
	9.10	9.20	9.20	9.00	9.30	0.0	27.50	
	7.50	7.40	7.80	7.30	7.40	10.6	32.90	60.40
13. POLLARD VICKY								
	8.50	8.80	9.00	9.00	9.10	0.0	26.80	
	8.20	8.60	8.50	8.40	8.60	8.1	33.60	60.40
14. MAINTZ NICOLE								
	8.60	8.70	9.00	8.70	8.60	0.0	26.00	
	8.30	8.40	7.90	8.10	8.00	9.6	34.00	60.00

R E Z U L T S							
J1	J2	J3	J4	J5	Diff.	Score	Total
15.	PETRENIA TATIANA					BLR	
8.90	8.90	9.00	8.70	8.80	0.0	26.60	
8.30	8.30	8.00	8.00	8.10	8.8	33.20	59.80
16.	MUZJ AURORA					FRA	
8.90	9.10	9.20	9.10	8.60	0.0	27.10	
8.30	8.10	7.90	8.30	8.20	8.0	32.60	59.70
17.	VENIL CELIN					FRA	
8.70	8.60	8.80	8.90	8.60	0.0	26.10	
8.00	8.40	8.40	8.40	8.20	8.5	33.50	59.60
18.	MOURINOVA MARINA					RUS	
9.00	8.80	8.90	8.70	8.80	0.0	26.50	
8.00	8.20	8.00	7.90	8.00	9.1	33.10	59.60
19.	KOZITSKAY OLGA					UKR	
9.00	8.90	8.50	8.60	8.80	0.0	26.30	
8.30	8.00	8.00	7.90	8.10	8.7	32.80	59.10
20.	COUDYCER SOFIE					BEL	
8.50	8.70	8.70	8.40	8.50	0.0	25.70	
7.80	8.00	7.70	7.80	7.90	9.4	32.90	58.60
21.	HANOEN ESTHER					NDL	
8.60	8.90	8.30	8.70	8.60	0.0	25.90	
8.20	8.30	8.40	8.20	8.20	7.7	32.40	58.30
22.	VAN DER MEER ARIANNE					NDL	
8.50	8.70	8.90	8.40	8.50	0.0	25.70	
7.80	8.00	7.90	8.10	8.00	7.9	31.80	57.50
23.	NOLTE MARTINA					GER	
8.60	8.60	8.90	8.70	8.60	0.0	25.90	
7.60	7.60	7.70	7.80	8.00	8.4	31.50	57.40
24.	GAZHOUR OXANA					UKR	
9.10	8.90	9.00	8.50	8.80	0.0	26.70	
7.70	7.30	7.60	7.80	7.30	7.9	30.50	57.20
25.	ERL IRMGARD					GER	
8.40	8.50	8.80	8.40	8.30	0.0	25.30	
8.10	8.20	8.00	7.90	8.10	7.4	31.60	56.90
26.	LOFSTRANO ANNA					SWE	
8.70	8.40	8.30	8.10	8.20	0.0	24.90	
7.90	7.50	8.00	7.90	7.70	8.0	31.50	56.40
27.	WALDHAUSEROVA DOMINIKA					CZE	
8.20	8.40	8.50	8.50	8.30	0.0	25.20	
7.70	7.60	7.50	8.00	7.80	8.0	31.10	56.30
28.	MILLIGAN ANDREA					SCO	
8.20	8.50	8.80	8.40	8.40	0.0	25.30	
7.80	7.80	8.00	8.10	7.90	7.2	30.90	56.20

	R E Z U L T S					Diff.	Score	Total
	J1	J2	J3	J4	J5			
29.	HOFMAN NADINE					NDL		
	8.00	7.90	8.10	8.10	8.10	0.0	24.20	
	8.20	8.20	8.00	8.10	8.00	7.2	31.50	55.70
30.	GALAO TANIA					POR		
	8.60	8.30	8.40	8.10	8.30	0.0	25.00	
	7.40	7.60	7.50	7.40	7.60	6.8	29.30	54.30
31.	RODRIGUEZ FATIMA					ESP		
	7.80	7.50	8.20	8.10	8.30	0.0	24.10	
	7.10	7.80	7.70	7.80	7.80	6.8	30.10	54.20
32.	BLOM MALIN					SWE		
	7.80	7.20	8.00	8.00	8.00	0.0	23.80	
	8.00	8.00	7.90	7.90	7.90	6.5	30.30	54.10
33.	BELL KAREN					SCO		
	7.70	7.90	7.80	8.00	7.90	0.0	23.60	
	7.40	7.50	7.70	7.80	7.80	6.8	29.80	53.40
34.	OLIVEIRA SONIA					POR		
	7.90	7.90	7.90	7.80	7.90	0.0	23.70	
	7.30	6.70	7.20	7.40	7.20	7.0	28.70	52.40
35.	NEVES SARA					POR		
	6.40	6.60	6.60	6.30	6.80	0.0	19.60	
	7.70	7.80	7.50	7.60	7.80	7.6	30.70	50.30
36.	MORRISON SUSAN					SCO		
	7.90	8.00	8.00	8.00	7.90	0.0	23.90	
	6.00	5.90	6.30	6.30	6.30	7.1	25.70	49.60
37.	SAARELA HELENA					SWE		
	7.80	7.70	7.90	8.00	8.10	0.0	23.70	
	5.50	5.80	5.70	5.50	5.70	5.8	22.70	46.40
38.	TUMANSKAIA NATALIA					BLR		
	8.60	8.50	8.90	8.50	8.60	0.0	25.70	
	2.00	2.00	2.30	2.20	2.30	4.2	10.70	36.40
39.	PICKERING ISLA					SCO		
	2.80	7.80	7.90	8.10	8.00	0.0	23.70	
	2.40	2.50	2.60	2.40	2.50	3.3	10.70	34.40
40.	KEWITZ CHRISTINA					POR		
	7.80	7.90	8.00	8.00	8.20	0.0	23.90	
	1.40	1.40	1.60	1.50	1.40	1.9	6.20	30.10
41.	CALEFICE JULIA					GER		
	8.20	8.20	8.40	8.20	8.50	0.0	24.80	
	0.50	0.40	0.70	0.40	0.40	2.1	3.40	28.20
42.	PALLANCHE STEJHANIE					FRA		
	8.20	7.10	7.90	8.10	8.00	0.0	24.00	
	0.80	0.80	0.50	0.70	0.80	1.2	3.50	27.50

Paul Morrison

26/10/96

TRAMPOLINE
Team Final Results

Ladies

	R E Z U L T S					Diff.	Score	Total
	J1	J2	J3	J4	J5			
1. MOORE J.					GRB			
	9.10	9.20	8.90	8.80	8.70	10.0	36.80	107.6
2. WRIGHT C.					GRB			
	8.60	8.40	8.70	8.70	8.50	10.0	35.80	
3. LAWTON K.					GRB			
	8.50	8.50	8.40	8.50	8.50	9.5	35.00	
4. POLLARD V.					GRB			
	8.10	8.30	8.40	8.20	8.60	8.1	33.00	
5. JOUJOUÉVA F.					RUS			
	8.20	8.30	8.10	8.10	8.00	10.6	35.00	103.9
6. VASSINA M.					RUS			
	8.50	8.30	8.10	8.40	8.60	9.5	34.70	
7. TRIFONOVA A.					RUS			
	8.30	8.20	8.20	8.10	8.10	9.7	34.20	
8. MOURINOVA M.					RUS			
	5.80	5.50	6.20	6.00	6.30	7.7	25.70	
9. BORISSOVA N.					BLR			
	8.60	8.60	8.60	8.60	8.50	8.5	34.30	102.4
10. TUMANSKAIA N.					BLR			
	8.10	8.30	8.30	8.10	8.00	9.6	34.10	102.4
11. GRAEVSKAIA T.					BLR			
	8.40	8.30	8.20	8.10	8.20	9.3	34.00	
12. PETRENIA T.					BLR			
	8.10	8.00	8.00	7.90	8.00	8.8	32.80	
13. DOMCHEVSKAY J.					UKR			
	8.20	7.90	7.90	8.10	8.30	10.0	34.20	100.7
14. KOZITSKAY O.					UKR			
	8.20	8.50	8.00	8.00	8.40	8.7	33.30	
15. GAZHOUR O.					UKR			
	8.20	8.10	8.20	8.00	8.10	8.8	33.20	
16. KORNITENKO I.					UKR			
	8.20	7.90	8.20	8.10	8.30	8.4	32.90	
17. LENDERS A.					NDL			
	8.50	8.50	8.60	8.30	8.50	9.6	35.10	98.30
18. HANOEN E.					NDL			
	8.20	8.30	8.20	8.20	8.30	7.7	32.40	
19. HOFMAN N.					NDL			
	7.90	7.90	7.80	7.80	7.90	7.2	30.80	98.30
20. VAN DER MEER A.					NDL			
	7.20	7.50	7.20	7.50	7.60	8.0	30.20	

XIII EUROPEAN YOUTH CHAMPIONSHIPS 1996

St.Petersburg, Russia
26/10/96TRAMPOLINE
PreliminariesOctober 25th-27th, 1996
Ladies

Team


R E Z U L T S						
J1	J2	J3	J4	J5	Diff.	Score Total
GRB		82.20 / 106.4			TOTAL TEAM 188.6	
1.	POLLARD VICKY				GRB	
8.50	8.80	9.00	9.00	9.10	0.0	26.80
8.20	8.60	8.50	8.40	8.60	8.1	33.60 60.40
2.	WRIGHT CLAIRE				GRB	
9.30	8.90	9.00	9.10	9.10	0.0	27.20
8.30	8.10	8.40	8.10	8.20	9.4	34.00 61.20
3.	LAWTON KIRSTEN				GRB	
9.20	9.00	9.20	9.10	9.00	0.0	27.30
8.70	8.80	8.60	8.70	8.60	9.6	35.60 62.90
4.	MOORE JAIME				GRB	
9.40	9.20	9.30	9.20	9.10	0.0	27.70
8.90	9.00	8.90	9.00	8.70	10.0	36.80 64.50
RUS		81.70 / 101.9			TOTAL TEAM 183.6	
5.	TRIFONOVA ALLA				RUS	
8.90	8.60	8.90	8.90	8.90	0.0	26.70
8.30	8.40	7.90	8.20	8.00	9.7	34.20 60.90
6.	JOUJOUOVA FARISA				RUS	
9.10	9.20	9.20	9.00	9.30	0.0	27.50
7.50	7.40	7.80	7.30	7.40	10.6	32.90 60.40
7.	MOURINOVA MARINA				RUS	
9.00	8.80	8.90	8.70	8.80	0.0	26.50
8.00	8.20	8.00	7.90	8.00	9.1	33.10 59.60
8.	VASSINA MARINA				RUS	
9.30	9.10	9.10	9.10	9.30	0.0	27.50
8.50	8.40	8.40	8.20	8.30	9.5	34.60 62.10
BLR		81.20 / 102.1			TOTAL TEAM 183.3	
9.	BORISSOVA NATALIA				BLR	
9.20	9.00	9.20	9.20	8.70	0.0	27.40
8.40	8.10	8.50	8.50	8.50	8.5	33.90 61.30
10.	PETRENIA TATIANA				BLR	
8.90	8.90	9.00	8.70	8.80	0.0	26.60
8.30	8.30	8.00	8.00	8.10	8.8	33.20 59.80

R E Z U L T S						
J1	J2	J3	J4	J5	Diff.	Score Total
BLR		81.20 / 102.1			TOTAL TEAM 183.3	
11.	TUMANSKAIA NATALIA				BLR	
8.60	8.50	8.90	8.50	8.60	0.0	25.70
2.00	2.00	2.30	2.20	2.30	4.2	10.70 36.40
12.	GRAEVSKAIA TAMARA				BLR	
9.20	9.00	9.10	9.00	9.10	0.0	27.20
8.70	8.70	8.60	8.40	8.40	9.3	35.00 62.20
UKR		81.10 / 102.2			TOTAL TEAM 183.3	
13.	GAZHOUR OXANA				UKR	
9.10	8.90	9.00	8.50	8.80	0.0	26.70
7.70	7.30	7.60	7.80	7.30	7.9	30.50 57.20
14.	KORNITENKO IRINA				UKR	
9.20	9.10	9.30	8.90	8.80	0.0	27.20
8.70	8.80	8.60	8.20	8.20	8.4	33.90 61.10
15.	KOZITSKAY OLGA				UKR	
9.00	8.90	8.50	8.60	8.80	0.0	26.30
8.30	8.00	8.00	7.90	8.10	8.7	32.80 59.10
16.	DOMCHEVSKAY JULIA				UKR	
9.40	9.00	9.10	9.00	9.10	0.0	27.20
8.80	8.70	8.40	8.40	8.30	10.0	35.50 62.70
NDL		78.80 / 98.90			TOTAL TEAM 177.7	
17.	LENDERS ANDREA				NDL	
9.30	9.00	9.20	9.00	9.00	0.0	27.20
8.50	8.40	8.70	8.20	8.20	9.6	34.70 61.90
18.	HOFMAN NADINE				NDL	
8.00	7.90	8.10	8.10	8.10	0.0	24.20
8.20	8.20	8.00	8.10	8.00	7.2	31.50 55.70
19.	HANOEN ESTHER				NDL	
8.60	8.90	8.30	8.70	8.60	0.0	25.90
8.20	8.30	8.40	8.20	8.20	7.7	32.40 58.30
20.	VAN DER MEER ARIANNE				NDL	
8.50	8.70	8.90	8.40	8.50	0.0	25.70
7.80	8.00	7.90	8.10	8.00	7.9	31.80 57.50

R E Z U L T S						
J1	J2	J3	J4	J5	Diff.	Score Total
GER		77.20 / 97.10			TOTAL TEAM 174.3	
21.	CALEFICE JULIA				GER	
8.20	8.20	8.40	8.20	8.50	0.0	24.80
0.50	0.40	0.70	0.40	0.40	2.1	3.40 28.20
22.	ERL IRMGARD				GER	
8.40	8.50	8.80	8.40	8.30	0.0	25.30
8.10	8.20	8.00	7.90	8.10	7.4	31.60 56.90
23.	NOLTE MARTINA				GER	
8.60	8.60	8.90	8.70	8.60	0.0	25.90
7.60	7.60	7.70	7.80	8.00	8.4	31.50 57.40
24.	MAINTZ NICOLE				GER	
8.60	8.70	9.00	8.70	8.60	0.0	26.00
8.30	8.40	7.90	8.10	8.00	9.6	34.00 60.00
POR		72.60 / 88.70			TOTAL TEAM 161.3	
25.	OLIVEIRA SONIA				POR	
7.90	7.90	7.90	7.80	7.90	0.0	23.70
7.30	6.70	7.20	7.40	7.20	7.0	28.70 52.40
26.	KEWITZ CHRISTINA				POR	
7.80	7.90	8.00	8.00	8.20	0.0	23.90
1.40	1.40	1.60	1.50	1.40	1.9	6.20 30.10
27.	NEVES SARA				POR	
6.40	6.60	6.60	6.30	6.80	0.0	19.60
7.70	7.80	7.50	7.60	7.80	7.6	30.70 50.30
28.	GALAO TANIA				POR	
8.60	8.30	8.40	8.10	8.30	0.0	25.00
7.40	7.60	7.50	7.40	7.60	6.8	29.30 54.30
SCO		72.90 / 86.40			TOTAL TEAM 159.3	
29.	MILLIGAN ANDREA				SCO	
8.20	8.50	8.80	8.40	8.40	0.0	25.30
7.80	7.80	8.00	8.10	7.90	7.2	30.90 56.20
30.	MORRISON SUSAN				SCO	
7.90	8.00	8.00	8.00	7.90	0.0	23.90
6.00	5.90	6.30	6.30	6.30	7.1	25.70 49.60

R E Z U L T S						
J1	J2	J3	J4	J5	Diff.	Score Total
SCO		72.90 / 86.40			TOTAL TEAM 159.3	
31.	BELL KAREN				SCO	
7.70	7.90	7.80	8.00	7.90	0.0	23.60
7.40	7.50	7.70	7.80	7.80	6.8	29.80 53.40
32.	PICKERING ISLA				SCO	
7.80	7.80	7.90	8.10	8.00	0.0	23.70
2.40	2.50	2.60	2.40	2.50	3.3	10.70 34.40
SWE		72.40 / 84.50			TOTAL TEAM 156.9	
33.	SAARELA HELENA				SWE	
7.80	7.70	7.90	8.00	8.10	0.0	23.70
5.50	5.80	5.70	5.50	5.70	5.8	22.70 46.40
34.	BLOM MALIN				SWE	
7.80	7.20	8.00	8.00	8.00	0.0	23.80
8.00	8.00	7.90	7.90	7.90	6.5	30.30 54.10
35.	PERSDOTTER JOHANNA				SWE	
0.00	0.00	0.00	0.00	0.00	0.0	0.00
0.00	0.00	0.00	0.00	0.00	0.0	0.00 0.00
36.	LOFSTRANO ANNA				SWE	
8.70	8.40	8.30	8.10	8.20	0.0	24.90
7.90	7.50	8.00	7.90	7.70	8.0	31.50 56.40
FRA		77.20 / 69.60			TOTAL TEAM 146.8	
37.	VENIL CELIN				FRA	
8.70	8.60	8.80	8.90	8.60	0.0	26.10
8.00	8.40	8.40	8.40	8.20	8.5	33.50 59.60
38.	MUZJ AURORA				FRA	
8.90	9.10	9.20	9.10	8.60	0.0	27.10
8.30	8.10	7.90	8.30	8.20	8.0	32.60 59.70
39.	PALLANCHE STEJHANIE				FRA	
8.20	7.10	7.90	8.10	8.00	0.0	24.00
0.80	0.80	0.50	0.70	0.80	1.2	3.50 27.50
CZE		52.70 / 66.40			TOTAL TEAM 119.1	
40.	WALDHAUSEROVA DOMINIKA				CZE	
8.20	8.40	8.50	8.50	8.30	0.0	25.20
7.70	7.60	7.50	8.00	7.80	8.0	31.10 56.30

R E Z U L T S							
J1	J2	J3	J4	J5	Diff.	Score	Total
CZE		52.70 / 66.40			TOTAL TEAM 119.1		
41. HONZAKOVA LENKA					CZE		
9.20	9.30	9.40	8.80	9.00	0.0	27.50	
8.50	8.40	8.40	8.40	8.20	10.1	35.30	62.80
BEL		25.70 / 32.90			TOTAL TEAM 58.60		
42. COUDYCER SOFIE					BEL		
8.50	8.70	8.70	8.40	8.50	0.0	25.70	
7.80	8.00	7.70	7.80	7.90	9.4	32.90	58.60
ESP		24.10 / 30.10			TOTAL TEAM 54.20		
43. RODRIGUEZ FATIMA					ESP		
7.80	7.50	8.20	8.10	8.30	0.0	24.10	
7.10	7.80	7.70	7.80	7.80	6.8	30.10	54.20



XIII YOUTH EUROPEAN CHAMPIONSHIPS 1996


ST.PETERSBURG, RUSSIA, October 25th-27th, 1996

27/10/96

TRAMPOLINE
Individual Final

Men

		R E Z U L T S					Diff.	Score	Total
J1	J2	J3	J4	J5					
1. IACHEV S.		RUS							
1.	9.20	9.50	9.50	9.40	9.20	0.0	28.10		
2.	8.70	8.30	9.00	8.20	8.90	13.4	39.30	67.40	
F.	8.10	8.30	8.10	8.20	8.20	12.8	37.30	104.7	
2. ROUSSAKOV A.		RUS							
1.	9.20	8.90	9.10	9.10	9.10	0.0	27.30		
2.	8.40	8.60	8.80	8.20	8.00	13.6	38.80	66.10	
F.	8.50	8.70	8.50	8.50	8.10	12.8	38.30	104.4	
3. TCHERNONOS A.		UKR							
1.	9.50	9.60	9.30	9.20	9.30	0.0	28.10		
2.	8.40	8.30	8.40	8.60	8.80	12.3	37.70	65.80	
F.	8.60	8.60	8.40	8.50	8.80	12.3	38.00	103.8	
4. BONDARIK O.		BLR							
1.	9.30	9.30	9.30	9.20	9.30	0.0	27.90		
2.	8.60	8.60	8.50	8.60	8.80	11.1	36.90	64.80	
F.	8.40	8.60	8.60	8.50	8.60	11.9	37.60	102.4	
5. LAIFA S.		FRA							
1.	9.00	9.30	8.90	9.00	8.70	0.0	26.90		
2.	8.70	8.30	8.50	8.70	8.50	12.3	38.00	64.90	
F.	8.30	8.40	8.30	8.40	8.40	12.3	37.40	102.3	
6. BROCHARD U.		FRA							
1.	9.40	9.30	9.00	9.10	9.30	0.0	27.70		
2.	8.60	8.60	8.50	8.70	8.80	11.3	37.20	64.90	
F.	8.40	8.40	8.40	8.30	8.10	12.1	37.20	102.1	
7. STEHLIK H.		GER							
1.	9.50	9.60	9.10	9.10	9.10	0.0	27.70		
2.	8.90	8.70	8.80	8.70	8.80	10.7	37.00	64.70	
F.	8.60	8.50	8.30	8.40	8.50	10.7	36.10	100.8	
8. HRAPOVITCKI V.		BLR							
1.	9.40	9.50	8.80	8.90	9.00	0.0	27.30		
2.	8.60	8.10	8.40	8.30	8.20	11.1	36.00	63.30	
F.	8.40	8.70	8.40	8.60	8.50	11.1	36.60	99.90	
9. NEALE D.		GBR							
1.	9.10	9.30	8.70	8.80	9.00	0.0	26.90		
2.	7.80	7.90	7.60	7.80	8.10	12.4	35.90	62.80	
F.	7.90	8.20	7.90	8.60	8.20	12.6	36.90	99.70	
10. WINDDUSCH T.		GER							
1.	9.10	9.50	9.00	8.90	9.00	0.0	27.10		
2.	8.70	8.80	8.70	8.90	8.80	10.2	36.50	63.60	
F.	8.50	8.60	8.40	8.40	8.60	10.2	35.70	99.30	



XIII YOUTH EUROPEAN CHAMPIONSHIPS 1996

ST.PETERSBURG, RUSSIA, October 25th-27th, 1996

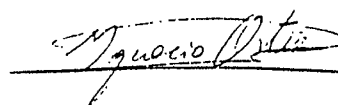
26/10/96

TRAMPOLINE

Men

Preliminaries Individual

	R E Z U L T S					Diff.	Score	Total
	J1	J2	J3	J4	J5			
1.	IACHEV SERGUEI							
	9.20	9.50	9.50	9.40	9.20	0.0	28.10	
	8.70	8.30	9.00	8.20	8.90	13.4	39.30	67.40
2.	ROUSSAKOV ALEXANDRE							
	9.20	8.90	9.10	9.10	9.10	0.0	27.30	
	8.40	8.60	8.80	8.20	8.00	13.6	38.80	66.10
3.	TCHERNONOS ALEXANDRE							
	9.50	9.60	9.30	9.20	9.30	0.0	28.10	
	8.40	8.30	8.40	8.60	8.80	12.3	37.70	65.80
4.	BROCHARD ULRICH							
	9.40	9.30	9.00	9.10	9.30	0.0	27.70	
	8.60	8.60	8.50	8.70	8.80	11.3	37.20	64.90
5.	LAIFA SEBASTIEN							
	9.00	9.30	8.90	9.00	8.70	0.0	26.90	
	8.70	8.30	8.50	8.70	8.50	12.3	38.00	64.90
6.	BONDARIK OLEG							
	9.30	9.30	9.30	9.20	9.30	0.0	27.90	
	8.60	8.60	8.50	8.60	8.80	11.1	36.90	64.80
7.	STEHLIK HENRIK							
	9.50	9.60	9.10	9.10	9.10	0.0	27.70	
	8.90	8.70	8.80	8.70	8.80	10.7	37.00	64.70
8.	VERONIE ARNAUD							
	9.10	9.00	8.70	8.80	8.90	0.0	26.70	
	8.60	8.30	8.70	8.70	8.70	11.5	37.50	64.20
9.	TCHEPILEVSKI VLADIMIRE							
	8.80	9.20	8.70	8.80	8.40	0.0	26.30	
	8.40	8.60	8.60	8.60	8.80	11.5	37.30	63.60
10.	WINDDUSCH THORSTEN							
	9.10	9.50	9.00	8.90	9.00	0.0	27.10	
	8.70	8.80	8.70	8.90	8.80	10.2	36.50	63.60
11.	HRAPOVITCKI VITALI							
	9.40	9.50	8.80	8.90	9.00	0.0	27.30	
	8.60	8.10	8.40	8.30	8.20	11.1	36.00	63.30
12.	SAVINOV EUGENI							
	9.30	9.40	9.00	8.90	8.90	0.0	27.20	
	8.70	8.70	8.70	8.40	8.70	10.0	36.10	63.30
13.	NEALE DANIEL							
	9.10	9.30	8.70	8.80	9.00	0.0	26.90	
	7.80	7.90	7.60	7.80	8.10	12.4	35.90	62.80
14.	IORDANOV ZHAN							
	9.40	9.40	8.90	9.00	8.90	0.0	27.30	
	8.00	8.10	8.00	8.10	8.00	10.9	35.00	62.30



R E Z U L T S					Diff.	Score	Total
J1	J2	J3	J4	J5			
15.	KAIER TOBIAS						
	8.90	9.10	8.70	8.70	8.90	0.0	26.50
	8.60	8.60	8.40	8.40	8.70	10.2	35.80
							62.30
16.	HACZKIEWICZ WIESLAW						
	9.20	9.00	9.00	8.90	9.20	0.0	27.20
	8.30	8.00	8.30	8.10	8.40	10.2	34.90
							62.10
17.	CAMP BRIAN						
	9.20	9.30	9.00	9.10	9.10	0.0	27.40
	7.80	7.80	7.80	7.30	7.20	10.9	33.80
							61.20
18.	ALEXANDRE MARK						
	9.20	9.10	8.30	8.50	8.50	0.0	26.10
	7.90	8.10	7.90	8.00	8.40	10.6	34.60
							60.70
19.	LICO NUNO						
	8.70	8.10	8.30	8.30	8.50	0.0	25.10
	8.20	8.30	8.30	7.90	8.60	10.7	35.50
							60.60
20.	ALEXANDRE ZANE						
	9.30	9.60	9.00	8.90	8.40	0.0	27.20
	7.90	7.60	7.80	7.60	7.60	10.4	33.40
							60.60
21.	GOGUNOV VIACHESLAV						
	9.40	9.40	8.80	9.00	9.10	0.0	27.50
	8.10	8.10	7.60	7.80	8.30	8.8	32.80
							60.30
22.	SEJEROE MADS						
	9.30	9.00	8.50	8.60	8.90	0.0	26.50
	7.70	7.80	7.80	7.80	7.90	10.1	33.50
							60.00
23.	CASTRO SAMUEL						
	8.00	8.10	7.90	7.80	8.50	0.0	24.00
	8.10	7.70	7.90	8.00	8.10	11.7	35.70
							59.70
24.	ZUMETA ASIER						
	8.70	8.30	8.20	8.10	8.00	0.0	24.60
	8.20	8.20	7.80	7.80	8.30	10.9	35.10
							59.70
25.	LUXON DENNIS						
	9.30	9.10	8.80	8.80	8.80	0.0	26.70
	8.50	8.30	7.80	7.80	8.20	8.4	32.70
							59.40
26.	GLADKO DMITRI						
	8.90	9.40	8.80	8.90	9.00	0.0	26.80
	7.70	7.50	7.50	7.40	7.50	10.0	32.50
							59.30
27.	SAWICKI PATRYK						
	8.90	8.90	8.40	8.30	8.60	0.0	25.90
	8.40	8.00	8.00	8.10	8.40	8.7	33.20
							59.10
28.	MARQUES JOAO						
	8.80	8.40	8.50	8.40	8.60	0.0	25.50
	8.10	8.00	8.00	7.90	8.00	9.1	33.10
							58.60

H. J. Orlitz

R E Z U L T S					Diff.	Score	Total
J1	J2	J3	J4	J5			
29.	MEIKERUO NILS				SWE		
	8.40	7.80	8.10	7.90	8.00	0.0	24.00
	7.40	7.70	7.70	7.50	7.70	10.7	33.60
57.60							
30.	RIEPA MILCO				NED		
	8.60	8.70	8.50	8.70	8.50	0.0	25.80
	8.00	7.90	7.90	7.40	7.60	8.3	31.70
57.50							
31.	SINGEIS CARLOS				POR		
	8.40	8.00	8.20	8.30	8.20	0.0	24.70
	8.00	7.90	7.70	7.80	7.80	9.2	32.70
57.40							
32.	HANSEN SOREN				DEN		
	8.80	8.70	8.30	8.20	8.40	0.0	25.40
	7.80	8.20	8.00	7.80	8.00	8.1	31.90
57.30							
33.	HANSEN LARS				DEN		
	8.80	8.40	8.20	8.10	8.30	0.0	24.90
	8.00	7.90	7.70	7.60	8.20	8.8	32.40
57.30							
34.	FERNANDES ROBERTO				ESP		
	8.60	8.30	8.30	8.50	8.30	0.0	25.10
	7.90	8.00	7.90	7.70	8.00	8.4	32.20
57.30							
35.	NAVARRO JUAN A				ESP		
	8.10	8.00	7.90	8.20	7.90	0.0	24.00
	8.00	8.20	7.70	7.70	7.80	8.9	32.40
56.40							
36.	KUBICKI MARIUSZ				POL		
	8.50	8.70	8.00	8.20	8.80	0.0	25.40
	6.90	7.10	6.80	7.00	7.70	8.5	29.50
54.90							
37.	SKYMAN JOHAN				SWE		
	8.30	8.10	7.90	8.10	8.00	0.0	24.20
	7.70	7.80	7.50	7.40	7.70	7.5	30.40
54.60							
38.	LINDBERG MATTIAS				SWE		
	7.60	7.20	7.00	7.10	7.30	0.0	21.60
	7.40	7.30	7.20	7.10	7.00	6.7	28.30
49.90							
39.	BOTASSO SEBASTIEN				FRA		
	8.90	8.60	8.50	8.70	8.90	0.0	26.20
	3.30	3.50	3.10	3.10	3.50	5.7	15.60
41.80							
40.	CHEREGOV ANDREI				BLR		
	9.50	9.70	9.30	9.40	9.40	0.0	28.30
	1.00	1.00	1.10	1.10	1.10	2.5	5.70
34.00							
41.	FAGUNDES JOAO				POR		
	8.50	8.10	8.20	8.20	8.30	0.0	24.70
	1.70	1.60	1.50	1.60	1.70	2.9	7.80
32.50							
42.	SCHOTHORST MARK				NED		
	8.80	9.30	8.70	9.00	9.00	0.0	26.80
	0.90	0.90	0.90	0.80	1.00	2.5	5.20
32.00							

Manoia D'Alto

XIII YOUTH EUROPEAN CHAMPIONSHIPS 1996

ST.PETERSBURG, RUSSIA, October 25th-27th, 1996

26/10/96 TRAMPOLINE Men
Team Final Results

	R E Z U L T S					Diff.	Score	Total
	J1	J2	J3	J4	J5			
1. ROUSSAKOV A.	8.30	8.20	8.30	8.40	8.00	13.0	37.80	111.3
2. TCHEPILEVSKI V.	8.50	8.40	8.50	8.50	8.60	11.5	37.00	
3. IACHEV S.	7.50	7.80	7.70	7.60	7.80	13.4	36.50	
4. SAVINOV E.	8.60	8.70	8.80	8.60	8.70	10.0	36.00	
5. CHEREGOV A.	8.80	8.60	8.60	8.40	9.00	11.1	37.10	110.2
6. BONDARIK O.	8.60	8.50	8.50	8.50	8.90	11.1	36.70	
7. HRAPOVITCKI V.	8.40	8.60	8.40	8.40	8.50	11.1	36.40	
8. GOGUNOV V.	8.30	8.50	8.30	8.10	8.40	9.3	34.30	
9. STEHLIK H.	8.90	8.70	8.50	8.60	8.60	10.7	36.60	108.5
10. WINDDUSCH T.	8.80	8.70	8.50	8.60	8.90	10.2	36.30	
11. KAIER T.	8.50	8.70	8.20	8.30	8.60	10.2	35.60	
12. LUXON D.	8.20	8.50	8.00	8.10	8.00	9.8	34.10	
13. LAIFA S.	8.30	8.40	8.20	8.40	8.40	12.3	37.40	108.0
14. BROCHARD U.	8.40	8.20	8.30	8.50	8.70	11.3	36.50	
15. BOTASSO S.	7.70	7.80	7.60	8.00	7.90	10.7	34.10	
16. VERONIE A.	4.30	4.10	4.30	4.00	4.20	6.5	19.10	
17. TCHERNONOS A.	8.40	8.50	8.00	8.10	7.90	12.3	36.80	105.2
18. IORDANOV Z.	8.00	8.20	8.10	8.10	7.90	11.1	35.30	
19. GLADKO D.	7.90	8.30	7.80	7.80	8.10	9.3	33.10	



XIII YOUTH EUROPEAN CHAMPIONSHIPS 1996

ST.PETERSBURG, RUSSIA, October 25th-27th, 1996

26/10/96

TRAMPOLINE

Men

Preliminaries

Team

R E Z U L T S						
J1	J2	J3	J4	J5	Diff.	Score Total
RUS		82.60 / 115.4			TOTAL TEAM 198.0	
1. TCHEPILEVSKI VLADIMIRE					RUS	
8.80	9.20	8.70	8.80	8.40	0.0	26.30
8.40	8.60	8.60	8.60	8.80	11.5	37.30 63.60
2. SAVINOV EUGENI					RUS	
9.30	9.40	9.00	8.90	8.90	0.0	27.20
8.70	8.70	8.70	8.40	8.70	10.0	36.10 63.30
3. ROUSSAKOV ALEXANDRE					RUS	
9.20	8.90	9.10	9.10	9.10	0.0	27.30
8.40	8.60	8.80	8.20	8.00	13.6	38.80 66.10
4. IACHEV SERGUEI					RUS	
9.20	9.50	9.50	9.40	9.20	0.0	28.10
8.70	8.30	9.00	8.20	8.90	13.4	39.30 67.40
FRA		81.30 / 112.7			TOTAL TEAM 194.0	
5. BOTASSO SEBASTIEN					FRA	
8.90	8.60	8.50	8.70	8.90	0.0	26.20
3.30	3.50	3.10	3.10	3.50	5.7	15.60 41.80
6. VERONIE ARNAUD					FRA	
9.10	9.00	8.70	8.80	8.90	0.0	26.70
8.60	8.30	8.70	8.70	8.70	11.5	37.50 64.20
7. BROCHARD ULRICH					FRA	
9.40	9.30	9.00	9.10	9.30	0.0	27.70
8.60	8.60	8.50	8.70	8.80	11.3	37.20 64.90
8. LAIFA SEBASTIEN					FRA	
9.00	9.30	8.90	9.00	8.70	0.0	26.90
8.70	8.30	8.50	8.70	8.50	12.3	38.00 64.90
GER		81.50 / 109.3			TOTAL TEAM 190.8	
9. KAIER TOBIAS					GER	
8.90	9.10	8.70	8.70	8.90	0.0	26.50
8.60	8.60	8.40	8.40	8.70	10.2	35.80 62.30
10. LUXON DENNIS					GER	
9.30	9.10	8.80	8.80	8.80	0.0	26.70
8.50	8.30	7.80	7.80	8.20	8.4	32.70 59.40

R E Z U L T S						
J1	J2	J3	J4	J5	Diff.	Score Total
GER		81.50 / 109.3			TOTAL TEAM 190.8	
11. WINDDUSCH THORSTEN					GER	
9.10	9.50	9.00	8.90	9.00	0.0	27.10
8.70	8.80	8.70	8.90	8.80	10.2	36.50 63.60
12. STEHLIK HENRIK					GER	
9.50	9.60	9.10	9.10	9.10	0.0	27.70
8.90	8.70	8.80	8.70	8.80	10.7	37.00 64.70
BLR		83.70 / 105.7			TOTAL TEAM 189.4	
13. GOGUNOV VIACHESLAV					BLR	
9.40	9.40	8.80	9.00	9.10	0.0	27.50
8.10	8.10	7.60	7.80	8.30	8.8	32.80 60.30
14. CHEREGOV ANDREI					BLR	
9.50	9.70	9.30	9.40	9.40	0.0	28.30
1.00	1.00	1.10	1.10	1.10	2.5	5.70 34.00
15. BONDARIK OLEG					BLR	
9.30	9.30	9.30	9.20	9.30	0.0	27.90
8.60	8.60	8.50	8.60	8.80	11.1	36.90 64.80
16. HRAPOVITCKI VITALI					BLR	
9.40	9.50	8.80	8.90	9.00	0.0	27.30
8.60	8.10	8.40	8.30	8.20	11.1	36.00 63.30
UKR		82.20 / 105.2			TOTAL TEAM 187.4	
17. GLADKO DMITRI					UKR	
8.90	9.40	8.80	8.90	9.00	0.0	26.80
7.70	7.50	7.50	7.40	7.50	10.0	32.50 59.30
18. IORDANOV ZHAN					UKR	
9.40	9.40	8.90	9.00	8.90	0.0	27.30
8.00	8.10	8.00	8.10	8.00	10.9	35.00 62.30
19. TCHERNONOS ALEXANDRE					UKR	
9.50	9.60	9.30	9.20	9.30	0.0	28.10
8.40	8.30	8.40	8.60	8.80	12.3	37.70 65.80
GBR		81.50 / 104.3			TOTAL TEAM 185.8	
20. NEALE DANIEL					GBR	
9.10	9.30	8.70	8.80	9.00	0.0	26.90
7.80	7.90	7.60	7.80	8.10	12.4	35.90 62.80

R E Z U L T S						
J1	J2	J3	J4	J5	Diff.	Score Total
GBR		81.50 / 104.3			TOTAL TEAM 185.8	
21.	ALEXANDRE ZANE				GBR	
9.30	9.60	9.00	8.90	8.40	0.0	27.20
7.90	7.60	7.80	7.60	7.60	10.4	33.40 60.60
22.	ALEXANDRE MARK				GBR	
9.20	9.10	8.30	8.50	8.50	0.0	26.10
7.90	8.10	7.90	8.00	8.40	10.6	34.60 60.70
23.	CAMP BRIAN				GBR	
9.20	9.30	9.00	9.10	9.10	0.0	27.40
7.80	7.80	7.80	7.30	7.20	10.9	33.80 61.20
ESP		73.70 / 103.2			TOTAL TEAM 176.9	
24.	CASTRO SAMUEL				ESP	
8.00	8.10	7.90	7.80	8.50	0.0	24.00
8.10	7.70	7.90	8.00	8.10	11.7	35.70 59.70
25.	ZUMETA ASIER				ESP	
8.70	8.30	8.20	8.10	8.00	0.0	24.60
8.20	8.20	7.80	7.80	8.30	10.9	35.10 59.70
26.	NAVARRO JUAN A				ESP	
8.10	8.00	7.90	8.20	7.90	0.0	24.00
8.00	8.20	7.70	7.70	7.80	8.9	32.40 56.40
27.	FERNANDES ROBERTO				ESP	
8.60	8.30	8.30	8.50	8.30	0.0	25.10
7.90	8.00	7.90	7.70	8.00	8.4	32.20 57.30
POR		75.30 / 101.3			TOTAL TEAM 176.6	
28.	FAGUNDES JOAO				POR	
8.50	8.10	8.20	8.20	8.30	0.0	24.70
1.70	1.60	1.50	1.60	1.70	2.9	7.80 32.50
29.	MARQUES JOAO				POR	
8.80	8.40	8.50	8.40	8.60	0.0	25.50
8.10	8.00	8.00	7.90	8.00	9.1	33.10 58.60
30.	SINGEIS CARLOS				POR	
8.40	8.00	8.20	8.30	8.20	0.0	24.70
8.00	7.90	7.70	7.80	7.80	9.2	32.70 57.40

R E Z U L T S						
J1	J2	J3	J4	J5	Diff.	Score Total
POR		75.30 / 101.3			TOTAL TEAM 176.6	
31.	LICO NUNO				POR	
8.70	8.10	8.30	8.30	8.50	0.0	25.10
8.20	8.30	8.30	7.90	8.60	10.7	35.50 60.60
POL		78.50 / 97.60			TOTAL TEAM 176.1	
32.	SAWICKI PATRYK				POL	
8.90	8.90	8.40	8.30	8.60	0.0	25.90
8.40	8.00	8.00	8.10	8.40	8.7	33.20 59.10
33.	HACZKIEWICZ WIESLAW				POL	
9.20	9.00	9.00	8.90	9.20	0.0	27.20
8.30	8.00	8.30	8.10	8.40	10.2	34.90 62.10
34.	KUBICKI MARIUSZ				POL	
8.50	8.70	8.00	8.20	8.80	0.0	25.40
6.90	7.10	6.80	7.00	7.70	8.5	29.50 54.90
DEN		76.80 / 97.80			TOTAL TEAM 174.6	
35.	HANSEN SOREN				DEN	
8.80	8.70	8.30	8.20	8.40	0.0	25.40
7.80	8.20	8.00	7.80	8.00	8.1	31.90 57.30
36.	HANSEN LARS				DEN	
8.80	8.40	8.20	8.10	8.30	0.0	24.90
8.00	7.90	7.70	7.60	8.20	8.8	32.40 57.30
37.	SEJEROE MADS				DEN	
9.30	9.00	8.50	8.60	8.90	0.0	26.50
7.70	7.80	7.80	7.80	7.90	10.1	33.50 60.00
SWE		69.80 / 92.30			TOTAL TEAM 162.1	
38.	SKYMAN JOHAN				SWE	
8.30	8.10	7.90	8.10	8.00	0.0	24.20
7.70	7.80	7.50	7.40	7.70	7.5	30.40 54.60
39.	LINDEBERG MATTIAS				SWE	
7.60	7.20	7.00	7.10	7.30	0.0	21.60
7.40	7.30	7.20	7.10	7.00	6.7	28.30 49.90
40.	MEIKERUO NILS				SWE	
8.40	7.80	8.10	7.90	8.00	0.0	24.00
7.40	7.70	7.70	7.50	7.70	10.7	33.60 57.60

R E Z U L T S							
J1	J2	J3	J4	J5	Diff.	Score	Total
NED		52.60 / 36.90			TOTAL TEAM 89.50		
41. SCHOTHORST MARK				*	NED		
8.80	9.30	8.70	9.00	9.00	0.0	26.80	
0.90	0.90	0.90	0.80	1.00	2.5	5.20	32.00
42. RIEPA MILCO					NED		
8.60	8.70	8.50	8.70	8.50	0.0	25.80	
8.00	7.90	7.90	7.40	7.60	8.3	31.70	57.50

Agustín Osta

XIII European Youth Championships 1996 10/27/96
 St.Petersburg Synchro Ladies Final

R E Z U L T S											
J1	J2	J3	J4	J5	J6	J7	J8	J9	Diff.	Score	Total
1. WRIGHT C./LAWTON K. GBR											
9.20	9.50	9.40	9.10	9.10	9.00	9.60	9.30	9.70		37.70	
9.00	9.00	8.80	8.20	8.40	8.30	9.70	9.40	9.50	8.9	45.20	82.90
F8.90	8.70	8.90	8.30	8.60	8.50	9.40	9.40	9.70	8.90	45.10	128.0
2. MOURINOVA M./VASSINA M. RUS											
9.40	9.50	9.60	9.00	8.70	8.70	9.70	9.40	9.30		37.00	
8.50	8.30	8.60	8.40	7.90	7.80	9.00	9.10	9.10	9.1	43.70	80.70
F8.90	8.80	8.70	8.80	8.40	8.40	9.40	9.50	9.70	9.10	45.30	126.0
3. NOLTE M./MAINTZ N. GER											
9.60	9.20	9.60	8.50	8.60	8.50	9.30	9.20	9.20		36.50	
9.00	9.20	9.00	7.70	8.10	8.00	9.20	9.10	9.00	8.2	43.40	79.90
F8.70	8.70	8.60	8.00	8.20	8.10	9.30	9.00	8.90	8.20	43.00	122.9
4. HONZAKOVA L./RUZLEKOVA M. CZE											
9.20	9.10	9.30	8.20	8.50	8.60	9.70	9.50	9.50		36.70	
9.30	8.70	8.90	7.60	7.60	7.80	9.10	8.90	9.00	8.0	42.50	79.20
F8.80	8.60	8.40	7.80	8.10	8.10	9.50	9.10	9.40	8.00	43.50	122.7
5. HAMOEN E./VAN DER MEER A. NED											
9.10	9.20	9.20	8.40	8.50	8.70	9.40	9.10	9.20		36.10	
8.70	8.80	8.40	7.80	7.90	8.00	9.50	9.60	9.70	7.2	43.00	79.10
F8.50	8.50	8.50	8.20	8.50	8.60	9.40	9.60	9.50	7.00	43.00	122.1
6. TUMANSKAIA N./GRAEVSKAIA T. BLR											
8.60	8.80	8.90	8.70	8.60	9.00	8.90	8.90	8.50		35.30	
8.60	8.30	8.20	8.40	8.50	8.60	9.20	9.10	8.90	7.7	42.70	78.00
F8.60	8.40	8.30	8.20	8.30	8.30	8.80	8.80	9.20	8.80	43.10	121.1
7. MILLIGAN A./MORRISON S. SCO											
8.90	9.00	8.80	7.70	7.60	7.50	8.40	8.80	8.30		33.30	
8.70	9.00	8.60	7.70	7.60	7.40	8.40	8.90	8.70	6.6	40.30	73.60
F8.40	8.50	8.40	7.90	8.10	7.90	8.70	9.00	9.00	6.20	40.50	114.1
8. SAARELA H./LOFSTRANO A. SWE											
8.70	8.90	8.60	7.40	7.30	7.40	9.10	8.70	9.10		34.30	
8.00	8.50	8.30	7.10	7.10	7.20	8.90	9.00	9.30	6.5	39.90	74.20
F8.30	8.00	8.20	7.60	7.60	7.50	8.60	8.70	9.00	6.50	39.70	113.9
9. OLIVEIRA S./KEWITZ C. POR											
7.80	8.30	8.30	7.70	8.10	7.80	9.10	8.80	8.90		33.90	
7.90	8.30	8.10	7.80	7.70	7.60	9.20	8.90	9.10	5.4	39.40	73.30
F7.80	7.90	7.80	7.90	8.10	8.10	8.90	9.10	9.10	6.20	40.30	113.6
10. VINEL C./MUZJ A. FRA											
7.60	7.50	7.40	6.00	6.20	6.20	7.70	7.40	7.10		28.50	
8.30	8.60	8.50	8.10	8.40	8.50	8.90	8.90	8.90	7.7	42.40	70.90
F8.50	8.20	8.40	8.30	8.30	8.40	9.10	8.90	9.00	7.70	42.40	113.3

A. J.

27. 10. 96

XIII EUROPEAN YOUTH CHAMPIONSHIPS 1996 10/25/96
 St.Petersburg TRS-Ladies Preliminar.

R E Z U L T S											
J1	J2	J3	J4	J5	J6	J7	J8	J9	Diff.	Score	Total
1. WRIGHT C./LAWTON K. GBR											
9.20	9.50	9.40	9.10	9.10	9.00	9.60	9.30	9.70		37.70	
9.00	9.00	8.80	8.20	8.40	8.30	9.70	9.40	9.50	8.9	45.20	82.90
2. MOURINOVA M./VASSINA M. RUS											
9.40	9.50	9.60	9.00	8.70	8.70	9.70	9.40	9.30		37.00	
8.50	8.30	8.60	8.40	7.90	7.80	9.00	9.10	9.10	9.1	43.70	80.70
3. NOLTE M./MAINTZ N. GER											
9.60	9.20	9.60	8.50	8.60	8.50	9.30	9.20	9.20		36.50	
9.00	9.20	9.00	7.70	8.10	8.00	9.20	9.10	9.00	8.2	43.40	79.90
4. HONZAKOVA L./RUZLEKOVA M. CZE											
9.20	9.10	9.30	8.20	8.50	8.60	9.70	9.50	9.50		36.70	
9.30	8.70	8.90	7.60	7.60	7.80	9.10	8.90	9.00	8.0	42.50	79.20
5. HAMOEN E./VAN DER MEER A. NED											
9.10	9.20	9.20	8.40	8.50	8.70	9.40	9.10	9.20		36.10	
8.70	8.80	8.40	7.80	7.90	8.00	9.50	9.60	9.70	7.2	43.00	79.10
6. TUMANSKAIA N./GRAEVSKAIA T. BLR											
8.60	8.80	8.90	8.70	8.60	9.00	8.90	8.90	8.50		35.30	
8.60	8.30	8.20	8.40	8.50	8.60	9.20	9.10	8.90	7.7	42.70	78.00
7. SAARELA H./LOFSTRANO A. SWE											
8.70	8.90	8.60	7.40	7.30	7.40	9.10	8.70	9.10		34.30	
8.00	8.50	8.30	7.10	7.10	7.20	8.90	9.00	9.30	6.5	39.90	74.20
8. MILLIGAN A./MORRISON S. SCO											
8.90	9.00	8.80	7.70	7.60	7.50	8.40	8.80	8.30		33.30	
8.70	9.00	8.60	7.70	7.60	7.40	8.40	8.90	8.70	6.6	40.30	73.60
9. OLIVEIRA S./KEWITZ C. POR											
7.30	8.30	8.30	7.70	8.10	7.80	9.10	8.80	8.90		33.90	
7.90	8.30	8.10	7.30	7.70	7.60	9.20	8.90	9.10	5.4	39.40	73.30
10. VINEL C./MUZJ A. FRA											
7.60	7.50	7.40	6.00	6.20	6.20	7.70	7.40	7.10		28.50	
8.30	8.60	8.50	8.10	8.40	8.50	8.90	8.90	8.90	7.7	42.40	70.90
11. KORNITENKO I./DOMCHEVSKAYA Y. UKR											
9.30	9.50	9.40	8.80	8.80	8.80	8.90	8.60	9.50		36.00	
1.00	0.90	0.90	0.20	0.20	0.20	1.00	0.90	0.90	1.1	4.00	40.00

A. J.

25. 10. 96

St. Petersburg Synchro Men Final

10/21/70

R E Z U L T S											
J1	J2	J3	J4	J5	J6	J7	J8	J9	Diff.	Score	Total
1. NEALE D./CAMP B. GRB											
9.00	9.10	8.90	9.50	9.00	9.20	9.40	9.50	9.40		37.00	
8.40	8.10	8.50	8.70	8.80	8.75	9.10	9.40	9.40	10.7	46.65	83.65
F8.20	8.30	8.10	8.50	8.50	8.30	9.20	9.10	9.30	10.70	45.80	129.5
2. SAVINOV E./ROUSSAKOV A. RUS											
8.90	9.10	9.10	8.90	8.90	9.30	9.10	9.30	9.50		36.60	
8.60	8.20	8.90	8.50	8.90	8.50	9.70	9.70	9.60	10.0	46.50	83.10
F8.90	8.90	8.80	8.80	9.00	8.70	9.30	9.20	9.50	10.00	46.30	129.4
3. BOTASSO S./LAIFA S. FRA											
8.80	9.50	9.30	8.50	8.20	8.50	9.50	9.50	9.40		36.80	
8.50	8.50	8.70	8.00	8.10	7.80	9.70	9.80	9.30	10.0	45.90	82.70
F8.60	8.90	8.70	8.10	8.20	8.80	9.70	9.70	9.50	10.00	46.30	129.0
4. SAWICKI P./HACZKIEWICZ W. POL											
8.60	8.90	8.90	8.70	8.50	8.90	9.50	9.70	9.70		37.00	
8.50	8.50	8.60	8.10	8.20	8.10	9.50	9.40	9.50	8.2	43.80	80.80
F8.70	9.10	8.80	8.60	8.40	8.50	9.60	9.60	9.60	8.20	44.70	125.5
5. MARQUES J./LICO N. POR											
8.30	8.40	8.80	8.20	8.00	7.60	9.40	9.70	9.60		35.60	
8.20	8.00	8.40	7.50	7.90	8.30	9.00	8.70	9.30	10.2	44.30	79.90
F8.50	8.50	8.50	8.30	7.90	8.50	9.00	8.80	9.00	10.20	45.00	124.9
6. SCHOTHORST M./RIEPMA M. NED											
8.40	8.00	8.70	8.60	8.50	8.60	9.60	9.60	9.40		36.20	
8.20	8.00	8.20	7.50	7.40	7.40	9.50	9.50	9.40	8.3	42.90	79.10
F8.60	8.30	8.30	8.00	8.00	8.60	9.10	9.10	9.20	8.30	42.80	121.9
7. IORDANOV Z./TCHERNONOS A. UKR											
9.10	9.00	9.20	9.20	9.20	9.10	9.00	8.80	9.20		36.30	
7.30	7.80	8.30	8.00	7.80	8.10	8.00	7.30	7.90	10.2	41.80	78.10
F8.20	8.10	8.00	8.00	8.10	8.40	8.30	8.20	8.60	10.20	43.00	121.1
8. HANSEN L./SEJEROE M. DEN											
8.10	9.00	8.40	8.80	8.40	8.60	9.40	9.30	9.30		35.60	
7.10	7.40	7.30	8.40	8.60	8.30	9.60	9.60	9.40	8.3	43.20	78.80
F7.50	8.00	7.80	8.50	8.20	7.80	8.40	8.60	8.80	8.30	41.50	120.3
9. CHEREGOV A./BONDARIK O. BLR											
9.20	9.40	9.40	9.50	9.00	9.10	9.80	9.70	9.70		37.90	
4.90	5.40	5.40	4.50	4.40	4.30	5.40	5.30	5.60	6.0	26.60	64.50
F8.20	8.20	8.50	8.80	8.60	8.50	9.40	9.30	9.60	11.10	46.70	111.2
10. WINDUSCH T./STEHLIK H. GER											
8.80	9.00	9.00	9.20	9.40	9.40	9.70	9.60	9.80		37.80	
3.40	3.50	3.30	2.70	2.50	2.60	3.80	3.80	3.90	4.6	18.20	56.00
F8.80	8.90	8.70	8.60	8.30	8.60	9.70	9.80	9.90	10.00	47.00	103.0

Handwritten signature and initials

St. Petersburg, Synchron Men Prelimin.

R E Z U L T S										
J1	J2	J3	J4	J5	J6	J7	J8	J9	Diff.	Score Total
1. NEALE D./CAMP B.										GRB
9.00	9.10	8.90	9.50	9.00	9.20	9.40	9.50	9.40		37.00
8.40	8.10	8.50	8.70	8.80	8.75	9.10	9.40	9.40	10.7	46.65 83.65
2. SAVINOV E./ROUSSAKOV A.										RUS
8.90	9.10	9.10	8.90	8.90	9.30	9.10	9.30	9.50		36.60
8.60	8.20	8.90	8.50	8.90	8.50	9.70	9.70	9.60	10.0	46.50 83.10
3. BOTASSO S./LAIFA S.										FRA
8.80	9.50	9.30	8.50	8.20	8.50	9.50	9.50	9.40		36.80
8.50	8.50	8.70	8.00	8.10	7.80	9.70	9.80	9.30	10.0	45.90 82.70
4. SAWICKI P./HACZKIEWICZ W.										POL
8.60	8.90	8.90	8.70	8.50	8.90	9.50	9.70	9.70		37.00
8.30	8.50	8.60	8.10	8.20	8.10	9.50	9.40	9.50	8.2	43.80 80.80
5. MARQUES J./LICO N.										POR
8.30	8.40	8.80	8.20	8.00	7.60	9.40	9.70	9.60		35.60
8.20	8.00	8.40	7.50	7.90	8.30	9.00	8.70	9.30	10.2	44.30 79.90
6. SCHOTHORST M./RIEPMA M.										NED
8.40	8.00	8.70	8.60	8.50	8.60	9.60	9.60	9.40		36.20
8.20	8.00	8.20	7.50	7.40	7.40	9.50	9.50	9.40	8.3	42.90 79.10
7. HANSEN L./SEJEROE M.										DEN
8.10	9.00	8.40	8.80	8.40	8.60	9.40	9.30	9.30		35.60
7.10	7.40	7.30	8.40	8.60	8.30	9.60	9.60	9.40	8.3	43.20 78.80
8. IORDANOV Z./TCHERNONOS A.										UKR
9.10	9.00	9.20	9.20	9.20	9.10	9.00	8.80	9.20		36.30
7.30	7.80	8.30	8.00	7.80	8.10	8.00	7.30	7.90	10.2	41.80 78.10
9. CHEREGOV A./BONDARIK O.										BLR
9.20	9.40	9.40	9.50	9.00	9.10	9.30	9.70	9.70		37.90
4.90	5.40	5.40	4.50	4.40	4.30	5.40	5.30	5.60	6.0	26.60 64.50
10. WINDUSCH T./STEHLIK H.										GER
8.30	9.00	9.00	9.20	9.40	9.40	9.70	9.50	9.80		37.80
3.40	3.50	3.30	2.70	2.50	2.60	3.30	3.80	3.90	4.6	18.20 56.00
11. CASTRO S./ZUMETA A.										ESP
0.00	0.00	0.00	0.00	0.00	0.00	0.00	0.00	0.00		0.00
0.00	0.00	0.00	0.00	0.00	0.00	0.00	0.00	0.00	0.0	0.00 0.00

	R E Z U L T S					Diff.	Score	Total
	J1	J2	J3	J4	J5			
10. TACK V.					BEL			
1.	1.40	1.40	1.40	1.60	1.50	1.90	4.77	
2.	1.10	1.10	1.20	1.30	1.20	1.90	4.23	9.00
F.	0.00	0.00	0.00	0.00	0.00	0.00	0.00	
	1.40	1.30	1.40	1.60	1.50	1.50	4.37	4.37
								13.37

A. J. Jones

III EUROPEAN YOUTH CHAMPIONSHIPS 1996

St. Petersburg, Russia
25/10/96

October 25th-27th, 1996
Ladies

DMT
Preliminaries Individual

R E Z U L T S							
J1	J2	J3	J4	J5	Diff.	Score	Total
✓1.	MOURINOVA MARINA				RUS		
1.70	1.70	1.80	1.70	1.60	2.10	5.50	
1.70	1.50	1.70	1.70	1.60	2.10	5.43	10.93
✓2.	TRIFONOVA ALLA				RUS		
1.40	1.40	1.60	1.40	1.50	2.10	4.97	
1.40	1.40	1.50	1.30	1.50	2.10	4.97	9.94
✓3.	IVANOVA ANTONIA				BUL		
1.40	1.10	1.30	1.30	1.20	2.10	4.63	
1.40	1.50	1.30	1.40	1.40	2.30	5.10	9.73
4.	VASSINA MARINA				RUS		
1.50	1.70	1.60	1.60	1.70	1.70	4.97	
1.60	1.70	1.60	1.70	1.60	1.40	4.67	9.64
5.	GOLOUBKOVA NATALIA				RUS		
1.30	1.10	1.30	1.30	1.30	2.10	4.70	
1.40	1.30	1.40	1.20	1.40	2.10	4.83	9.53
✓6.	MUT IRINA				GER		
1.50	1.50	1.40	1.40	1.60	1.70	4.63	
1.50	1.50	1.40	1.50	1.60	1.90	4.90	9.53
✓7.	GALAO TANIA				POR		
1.60	1.60	1.60	1.70	1.70	1.60	4.87	
1.50	1.70	1.60	1.60	1.50	1.40	4.53	9.40
✓8.	KEWITZ CHRISTINA				POR		
1.30	1.40	1.30	1.40	1.40	1.90	4.63	
1.50	1.60	1.50	1.50	1.70	1.60	4.67	9.30
✓9.	SINILKOVA TEODORA				BUL		
1.20	1.20	1.10	1.20	1.20	1.90	4.30	
1.40	1.30	1.40	1.40	1.50	2.10	4.90	9.20
✓10.	RODRIGUES FATIMA				ESP		
1.70	1.50	1.50	1.50	1.50	1.60	4.60	
1.50	1.50	1.40	1.40	1.50	1.50	4.43	9.03
✓11.	DESPRIET ILSE				BEL		
1.00	1.00	1.00	1.10	0.90	2.10	4.10	
1.40	1.30	1.40	1.50	1.40	2.10	4.90	9.00
✓12.	TACK VALENTINE				BEL		
1.40	1.40	1.40	1.60	1.50	1.90	4.77	
1.10	1.10	1.20	1.30	1.20	1.90	4.23	9.00

R E Z U L T S									
J1	J2	J3	J4	J5	Diff.	Score	Total		
13.	NEVES SARA								POR
	1.30	1.50	1.20	1.30	1.40	1.50	4.17		
	1.50	1.70	1.50	1.60	1.60	1.60	4.73	8.90	
14.	CARLSSON ANNI								SWE
	1.50	1.40	1.30	1.40	1.50	1.40	4.27		
	1.60	1.60	1.50	1.50	1.40	1.50	4.57	8.84	
15.	DEBROYNE TRUUS								BEL
	1.50	1.50	1.50	1.60	1.50	1.50	4.50		
	1.00	1.20	1.10	1.10	1.10	1.40	3.60	8.10	
16.	BLOM MALIN								SWE
	1.30	1.20	1.20	1.10	1.20	1.40	3.80		
	1.50	1.40	1.30	1.30	1.30	1.60	4.27	8.07	
17.	SAARELA HELENA								SWE
	1.40	1.30	1.20	1.20	1.40	1.30	3.90		
	1.10	1.00	1.10	1.00	1.10	1.30	3.43	7.33	
18.	VAN DORPE JOKE								BEL
	1.40	1.50	1.30	1.40	1.40	1.70	4.50		
	0.00	0.00	0.00	0.00	0.00	0.00	0.00	4.50	
19.	OLIVEIRA SONIA								POR
	0.00	0.00	0.00	0.00	0.00	0.00	0.00		
	1.50	1.40	1.40	1.50	1.50	1.50	4.43	4.43	

[Handwritten signature]

St. Petersburg, Russia
25/10/96


October 25th-27th, 1996
Ladies

DMT
Team Final Results

	R E Z U L T S					Diff.	Score	Total
	J1	J2	J3	J4	J5			
1. TRIFONOVA A.								
	1.30	1.40	1.60	1.50	1.30	2.10	4.90	29.50
	1.60	1.70	1.70	1.60	1.80	2.10	5.43	
2. GOLOUBKOVA N.								
	1.40	1.40	1.50	1.40	1.40	2.10	4.90	
	1.40	1.40	1.50	1.40	1.40	2.10	4.90	
3. VASSINA M.								
	1.40	1.40	1.60	1.50	1.60	1.70	4.70	
	1.60	1.70	1.70	1.60	1.60	1.40	4.67	
4. MOURINOVA M.								
	1.20	1.10	1.30	1.20	1.10	2.10	4.43	
	0.70	0.70	0.80	0.60	0.80	0.90	2.37	
5. DESPRIET I.								
	1.60	1.60	1.50	1.70	1.50	2.10	5.23	28.86
	1.50	1.50	1.40	1.60	1.50	2.10	5.10	
6. TACK V.								
	1.40	1.30	1.30	1.50	1.50	1.90	4.70	
	1.30	1.20	1.50	1.50	1.30	1.90	4.63	
7. VAN DORPE J.								
	1.50	1.50	1.40	1.50	1.20	1.70	4.63	
	1.40	1.30	1.30	1.40	1.30	1.90	4.57	
8. DEBROYNE T.								
	1.40	1.40	1.40	1.50	1.60	1.50	4.37	
	1.40	1.40	1.40	1.60	1.50	1.40	4.27	
9. NEVES S.								
	1.60	1.70	1.50	1.70	1.60	1.50	4.77	28.27
	1.60	1.60	1.50	1.60	1.60	1.60	4.80	
10. KEWITZ C.								
	1.30	1.30	1.40	1.50	1.60	1.90	4.70	
	1.70	1.60	1.50	1.60	1.50	1.60	4.73	

Ignacio Ortiz

R E Z U L T S								
J1	J2	J3	J4	J5	Diff.	Score	Total	
11.	OLIVEIRA S.			POR				
	1.50	1.50	1.40	1.50	1.50	1.60	4.60	28.27
	1.60	1.50	1.50	1.50	1.60	1.40	4.47	
12.	GALAO T.			POR				
	1.60	1.60	1.50	1.60	1.60	1.60	4.80	
	0.00	0.00	0.00	0.00	0.00	0.00	0.00	
13.	BLOM M.			SWE				
	1.50	1.40	1.30	1.20	1.40	1.40	4.13	20.89
	1.50	1.50	1.40	1.50	1.40	1.50	4.43	
14.	CARLSSON A.			SWE				
	1.40	1.40	1.30	1.30	1.40	1.40	4.13	
	1.30	1.20	1.20	1.20	1.30	1.50	3.97	
15.	SAARELA H.			SWE				
	1.50	1.50	1.40	1.30	1.50	1.30	4.23	
	0.00	0.00	0.00	0.00	0.00	0.00	0.00	



ALL EUROPEAN YOUTH CHAMPIONSHIPS 1996

St. Petersburg, Russia
25/10/96

October 25th-27th, 1996
Ladies

DMT
Preliminaries Team

R E Z U L T S						Diff.	Score	Total
J1	J2	J3	J4	J5				
RUS		15.44 / 15.23			TOTAL TEAM		30.67	
1. GOLOUBKOVA NATALIA						RUS		
1.30	1.10	1.30	1.30	1.30	2.10	4.70		
1.40	1.30	1.40	1.20	1.40	2.10	4.83	9.53	
2. VASSINA MARINA						RUS		
1.50	1.70	1.60	1.60	1.70	1.70	4.97		
1.60	1.70	1.60	1.70	1.60	1.40	4.67	9.64	
3. TRIFONOVA ALLA						RUS		
1.40	1.40	1.60	1.40	1.50	2.10	4.97		
1.40	1.40	1.50	1.30	1.50	2.10	4.97	9.94	
4. MOURINOVA MARINA						RUS		
1.70	1.70	1.80	1.70	1.60	2.10	5.50		
1.70	1.50	1.70	1.70	1.60	2.10	5.43	10.93	
POR		13.67 / 13.93			TOTAL TEAM		27.60	
5. OLIVEIRA SONIA						POR		
0.00	0.00	0.00	0.00	0.00	0.00	0.00		
1.50	1.40	1.40	1.30	1.50	1.50	4.43	4.43	
6. KEWITZ CHRISTINA						POR		
1.30	1.40	1.30	1.40	1.40	1.90	4.63		
1.50	1.60	1.50	1.50	1.70	1.60	4.67	9.30	
7. NEVES SARA						POR		
1.30	1.50	1.20	1.30	1.40	1.50	4.17		
1.50	1.70	1.50	1.60	1.60	1.60	4.73	8.90	
8. GALAO TANIA						POR		
1.60	1.60	1.60	1.70	1.70	1.60	4.87		
1.50	1.70	1.60	1.50	1.50	1.40	4.53	9.40	
BEL		13.77 / 12.73			TOTAL TEAM		26.50	
9. DEBROYNE TRUUS						BEL		
1.50	1.50	1.50	1.50	1.50	1.50	4.50		
1.00	1.20	1.10	1.10	1.10	1.40	3.60	8.10	
10. DESPRIET ILSE						BEL		
1.00	1.00	1.00	1.10	0.90	2.10	4.10		
1.40	1.30	1.40	1.30	1.40	2.10	4.90	9.00	

Ignacio Costa

R E Z U L T S						
J1	J2	J3	J4	J5	Diff.	Score Total
BEL		13.77 / 12.73			TOTAL TEAM 26.50	
11. VAN DORPE JOKE						
1.40	1.50	1.30	1.40	1.40	BEL	
0.00	0.00	0.00	0.00	0.00	1.70	4.50
12. TACK VALENTINE						
1.40	1.40	1.40	1.60	1.50	BEL	
1.10	1.10	1.20	1.30	1.20	0.00	0.00 4.50
					1.90	4.77
					1.90	4.23 9.00
SWE		11.97 / 12.27			TOTAL TEAM 24.24	
13. SAARELA HELENA						
1.40	1.30	1.20	1.20	1.40	SWE	
1.10	1.00	1.10	1.00	1.10	1.30	3.90
14. CARLSSON ANNI						
1.50	1.40	1.30	1.40	1.50	SWE	
1.60	1.60	1.50	1.50	1.40	1.30	3.43 7.33
15. BLOM MALIN						
1.30	1.20	1.20	1.10	1.20	SWE	
1.50	1.40	1.30	1.30	1.30	1.40	4.27
					1.50	4.57 8.84
					1.40	3.80
					1.60	4.27 8.07
BUL		8.93 / 10.00			TOTAL TEAM 18.93	
16. IVANOVA ANTONIA						
1.40	1.10	1.30	1.30	1.20	BUL	
1.40	1.50	1.30	1.40	1.40	2.10	4.63
17. SINILKOVA TEODORA						
1.20	1.20	1.10	1.20	1.20	BUL	
1.40	1.30	1.40	1.40	1.50	2.30	5.10 9.73
					1.90	4.30
					2.10	4.90 9.20
GER		4.63 / 4.90			TOTAL TEAM 9.53	
18. MUT IRINA						
1.50	1.50	1.40	1.40	1.50	GER	
1.50	1.50	1.40	1.50	1.60	1.70	4.63
					1.90	4.90 9.53
ESP		4.60 / 4.43			TOTAL TEAM 9.03	
19. RODRIGUES FATIMA						
1.70	1.50	1.50	1.50	1.50	ESP	
1.50	1.50	1.40	1.40	1.50	1.60	4.60
					1.50	4.43 9.03

[Handwritten signature]

ST.PETERSBURG, RUSSIA, October 25th-27th, 1996
 27/10/96 DMT Men

Individual Final

		R E Z U L T S					Diff.	Score	Total
J1	J2	J3	J4	J5					
1. RATCHEV R.		BUL							
1.	1.50	1.50	1.50	1.60	1.60	2.80	5.87		
2.	1.80	1.70	1.80	1.30	1.80	2.90	6.50	12.37	
F.	1.80	1.80	1.80	1.80	1.70	2.70	6.30		
	1.70	1.70	1.70	1.70	1.70	2.90	6.30	12.60	
								24.97	
2. LICO N.		POR							
1.	1.60	1.70	1.60	1.70	1.60	2.30	5.57		
2.	1.80	1.80	1.70	1.80	1.70	2.50	6.03	11.60	
F.	1.50	1.60	1.60	1.50	1.50	2.30	5.37		
	1.70	1.80	1.70	1.70	1.70	2.30	5.70	11.07	
								22.67	
3. CASTRO S.		ESP							
1.	1.60	1.60	1.60	1.60	1.60	2.50	5.70		
2.	1.50	1.60	1.60	1.60	1.70	2.90	6.10	11.80	
F.	1.50	1.40	1.50	1.40	1.50	2.50	5.43		
	1.60	1.50	1.60	1.50	1.60	2.30	5.43	10.86	
								22.66	
4. KOZLOV E.		RUS							
1.	1.20	1.30	1.20	1.20	1.20	2.70	5.10		
2.	1.60	1.60	1.50	1.60	1.60	2.70	5.90	11.00	
F.	1.60	1.50	1.60	1.60	1.50	2.30	5.43		
	1.70	1.60	1.60	1.60	1.50	2.30	5.50	10.93	
								21.93	
5. MELKERUD N.		SWE							
1.	1.50	1.70	1.60	1.60	1.50	2.30	5.50		
2.	1.60	1.60	1.40	1.50	1.50	2.50	5.57	11.07	
F.	1.40	1.40	1.30	1.30	1.40	2.10	4.83		
	1.40	1.30	1.30	1.30	1.30	2.30	4.90	9.73	
								20.80	
6. FERNANDES R.		ESP							
1.	1.40	1.40	1.40	1.30	1.40	2.30	5.10		
2.	1.60	1.60	1.40	1.60	1.60	2.30	5.50	10.60	
F.	1.20	1.20	1.20	1.20	1.20	2.30	4.70		
	1.50	1.40	1.60	1.50	1.50	2.10	5.10	9.80	
								20.40	
7. KACHINE D.		RUS							
1.	1.50	1.50	1.50	1.50	1.50	2.30	5.30		
2.	1.50	1.60	1.50	1.50	1.50	2.30	5.30	10.60	
F.	1.30	1.20	1.30	1.20	1.20	2.10	4.57		
	1.40	1.60	1.50	1.60	1.60	1.90	5.03	9.60	
								20.20	
8. INNALA M.		SWE							
1.	1.40	1.40	1.40	1.40	1.40	2.10	4.90		
2.	1.40	1.40	1.40	1.40	1.40	2.10	4.90	9.80	
F.	1.40	1.40	1.30	1.40	1.50	2.10	4.90		
	1.20	1.20	1.10	1.20	1.20	1.50	3.90	8.80	
								18.60	
9. MARQUES J.		POR							
1.	1.70	1.70	1.80	1.70	1.50	2.50	5.90		
2.	1.50	1.50	1.40	1.50	1.50	2.50	5.50	11.40	
F.	0.00	0.00	0.00	0.00	0.00	0.00	0.00		
	1.60	1.50	1.60	1.50	1.60	2.50	5.63	5.63	
								17.03	

Agencia Petis

KIII YOUTH EUROPEAN CHAMPIONSHIPS 1996

ST.PETERSBURG, RUSSIA, October 25th-27th, 1996

25/10/96

DMT

Men

Preliminaries Individual

R E Z U L T S							
J1	J2	J3	J4	J5	Diff.	Score	Total
1. RATCHEV RADOSTIN BUL							
1.50	1.50	1.50	1.60	1.60	2.80	5.87	
1.80	1.70	1.80	1.80	1.80	2.90	6.50	12.37
2. CASTRO SAMUEL ESP							
1.60	1.60	1.60	1.60	1.60	2.50	5.70	
1.50	1.60	1.60	1.60	1.70	2.90	6.10	11.80
3. LICO NUNO POR							
1.60	1.70	1.60	1.70	1.60	2.30	5.57	
1.80	1.80	1.70	1.80	1.70	2.50	6.03	11.60
4. MARQUES JOAO POR							
1.70	1.70	1.80	1.70	1.50	2.50	5.90	
1.50	1.50	1.40	1.50	1.50	2.50	5.50	11.40
5. MELKERUO NILS SWE							
1.60	1.70	1.60	1.60	1.50	2.30	5.50	
1.60	1.60	1.40	1.50	1.50	2.50	5.57	11.07
6. KOZLOV EGOR RUS							
1.20	1.30	1.20	1.20	1.20	2.70	5.10	
1.60	1.60	1.50	1.60	1.60	2.70	5.90	11.00
7. SINGEIS CARLOS POR							
1.50	1.60	1.60	1.50	1.50	2.30	5.37	
1.50	1.60	1.50	1.50	1.50	2.30	5.30	10.67
8. KACHINE DMITRI RUS							
1.50	1.50	1.50	1.50	1.50	2.30	5.30	
1.50	1.60	1.50	1.50	1.50	2.30	5.30	10.60
9. FERNANDES ROBERTO ESP							
1.40	1.40	1.40	1.30	1.40	2.30	5.10	
1.60	1.60	1.40	1.60	1.60	2.30	5.50	10.60
10. BOROVNIKOV ALEXEI RUS							
1.50	1.60	1.50	1.40	1.40	2.30	5.23	
1.40	1.50	1.50	1.50	1.40	2.30	5.23	10.46
11. FAGUNDES JOAO POR							
1.30	1.40	1.40	1.20	1.30	2.50	5.17	
1.10	1.20	1.10	0.90	1.00	2.50	4.63	9.80
12. INNALA MARTIN SWE							
1.40	1.40	1.40	1.40	1.40	2.10	4.90	
1.40	1.40	1.40	1.40	1.40	2.10	4.90	9.80

Ignacio Pardo

R E Z U L T S						Diff.	Score	Total
J1	J2	J3	J4	J5				
13. LINDEBERG MATTIAS						SWE		
1.50	1.40	1.40	1.40	1.40	2.10	4.90		
1.40	1.30	1.30	1.30	1.40	2.10	4.77	9.67	
14. NAVARRO JUAN A						ESP		
1.40	1.40	1.50	1.50	1.40	1.50	4.37		
1.40	1.30	1.30	1.40	1.50	1.90	4.63	9.00	
15. ZUMETA ASIER						ESP		
0.00	0.00	0.00	0.00	0.00	0.00	0.00		
1.60	1.70	1.60	1.60	1.50	2.50	5.70	5.70	
16. ODINTSOV ALEXEI						RUS		
0.00	0.00	0.00	0.00	0.00	0.00	0.00		
1.40	1.40	1.40	1.30	1.40	1.70	4.50	4.50	

Miguel Ortiz

KIII YOUTH EUROPEAN CHAMPIONSHIPS 1996

ST.PETERSBURG, RUSSIA, October 25th-27th, 1996

25/10/96

DMT

Men

Team Final Results

		R E Z U L T S						
J1	J2	J3	J4	J5	Diff.	Score	Total	
1. LICO N.		POR						
1.70	1.70	1.60	1.70	1.60	2.30	5.63	34.00	
1.80	1.80	1.80	1.80	1.80	2.50	6.10		
2. MARQUES J.		POR						
1.60	1.70	1.50	1.60	1.60	2.50	5.70		
1.60	1.60	1.50	1.50	1.50	2.50	5.57		
3. FAGUNDES J.		POR						
1.60	1.50	1.60	1.60	1.40	2.30	5.43		
1.60	1.50	1.40	1.50	1.50	2.50	5.50		
4. SINGEIS C.		POR						
1.60	1.60	1.60	1.70	1.60	2.30	5.50		
1.40	1.50	1.50	1.50	1.50	2.30	5.30		
5. KOZLOV E.		RUS						
1.60	1.50	1.70	1.70	1.40	2.70	5.90	32.80	
1.70	1.70	1.70	1.70	1.50	2.70	6.10		
6. BORVIKOV A.		RUS						
1.70	1.50	1.70	1.60	1.50	2.30	5.50		
1.40	1.40	1.50	1.40	1.50	2.30	5.17		
7. KACHINE D.		RUS						
1.40	1.40	1.60	1.50	1.50	2.30	5.23		
1.30	1.30	1.40	1.30	1.30	2.30	4.90		
8. ODINTSOV A.		RUS						
1.40	1.50	1.40	1.40	1.40	1.70	4.50		
1.20	1.10	1.30	1.20	1.30	1.90	4.37		
9. ZUMETA A.		ESP						
1.60	1.70	1.60	1.70	1.70	2.50	5.83	32.13	
1.70	1.70	1.50	1.70	1.70	2.50	5.90		
10. CASTRO S.		ESP						
1.20	1.30	1.20	1.20	1.20	2.10	4.50		
1.40	1.40	1.40	1.40	1.60	2.90	5.70		

Agustin Ortega

R E Z U L T S								
J1	J2	J3	J4	J5	Diff.	Score	Total	
11. FERNANDES R. ESP								
1.40	1.50	1.60	1.50	1.50	2.30	5.30	32.13	
1.40	1.30	1.30	1.30	1.30	2.30	4.90		
12. NAVARRO J. ESP								
1.10	1.20	1.20	1.30	1.20	1.50	3.90		
1.50	1.40	1.40	1.40	1.40	1.90	4.70		
13. MELKERUD N. SWE								
1.60	1.50	1.60	1.60	1.50	2.30	5.43	29.67	
1.70	1.60	1.40	1.50	1.50	2.50	5.57		
14. LINDEBERG M. SWE								
1.40	1.40	1.40	1.40	1.40	2.10	4.90		
1.30	1.20	1.20	1.20	1.30	2.10	4.57		
15. INNALA M. SWE								
1.40	1.40	1.20	1.30	1.30	2.10	4.77		
1.10	1.20	1.00	1.20	1.20	2.10	4.43		

Agustín Ortega

ALL YOUTH EUROPEAN CHAMPIONSHIPS 1996

ST.PETERSBURG, RUSSIA, October 25th-27th, 1996

25/10/96

DMT

Men

Preliminaries

Team

		R E Z U L T S							
J1	J2	J3	J4	J5	Diff.	Score	Total		
POR		16.84 / 16.83					TOTAL TEAM		33.67
1. FAGUNDES JOAO							POR		
1.30	1.40	1.40	1.20	1.30	2.50	5.17			
1.10	1.20	1.10	0.90	1.00	2.50	4.63	9.80		
2. MARQUES JOAO							POR		
1.70	1.70	1.80	1.70	1.50	2.50	5.90			
1.50	1.50	1.40	1.50	1.50	2.50	5.50	11.40		
3. SINGEIS CARLOS							POR		
1.50	1.60	1.60	1.50	1.50	2.30	5.37			
1.50	1.60	1.50	1.50	1.50	2.30	5.30	10.67		
4. LICO NUNO							POR		
1.60	1.70	1.60	1.70	1.60	2.30	5.57			
1.80	1.80	1.70	1.80	1.70	2.50	6.03	11.60		
ESP		15.17 / 17.30					TOTAL TEAM		32.47
5. CASTRO SAMUEL							ESP		
1.60	1.60	1.60	1.60	1.60	2.50	5.70			
1.50	1.60	1.60	1.60	1.70	2.90	6.10	11.80		
6. ZUMETA ASIER							ESP		
0.00	0.00	0.00	0.00	0.00	0.00	0.00			
1.60	1.70	1.60	1.60	1.50	2.50	5.70	5.70		
7. FERNANDES ROBERTO							ESP		
1.40	1.40	1.40	1.30	1.40	2.30	5.10			
1.60	1.60	1.40	1.60	1.60	2.30	5.50	10.60		
8. NAVARRO JUAN A							ESP		
1.40	1.40	1.50	1.50	1.40	1.50	4.37			
1.40	1.30	1.30	1.40	1.50	1.90	4.63	9.00		
RUS		15.63 / 16.43					TOTAL TEAM		32.06
9. ODINTSOV ALEXEI							RUS		
0.00	0.00	0.00	0.00	0.00	0.00	0.00			
1.40	1.40	1.40	1.30	1.40	1.70	4.50	4.50		
10. BOROVIKOV ALEXEI							RUS		
1.50	1.60	1.50	1.40	1.40	2.30	5.23			
1.40	1.50	1.50	1.50	1.40	2.30	5.23	10.46		

Aguero Ortiz

R E Z U L T S						
J1	J2	J3	J4	J5	Diff.	Score Total
RUS		15.63 / 16.43			TOTAL TEAM 32.06	
11. KACHINE DMITRI					RUS	
1.50	1.50	1.50	1.50	1.50	2.30	5.30
1.50	1.60	1.50	1.50	1.50	2.30	5.30 10.60
12. KOZLOV EGOR					RUS	
1.20	1.30	1.20	1.20	1.20	2.70	5.10
1.60	1.60	1.50	1.60	1.60	2.70	5.90 11.00
SWE		15.30 / 15.24			TOTAL TEAM 30.54	
13. LINDEBERG MATTIAS					SWE	
1.50	1.40	1.40	1.40	1.40	2.10	4.90
1.40	1.30	1.30	1.30	1.40	2.10	4.77 9.67
14. INNALA MARTIN					SWE	
1.40	1.40	1.40	1.40	1.40	2.10	4.90
1.40	1.40	1.40	1.40	1.40	2.10	4.90 9.80
15. MELKERUO NILS					SWE	
1.60	1.70	1.60	1.60	1.50	2.30	5.50
1.60	1.60	1.40	1.50	1.50	2.50	5.57 11.07
BUL		5.87 / 6.50			TOTAL TEAM 12.37	
16. RATCHEV RADOSTIN					BUL	
1.50	1.50	1.50	1.60	1.60	2.80	5.87
1.80	1.70	1.80	1.80	1.80	2.90	6.50 12.37

M. K. O. S.

