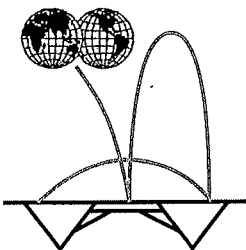


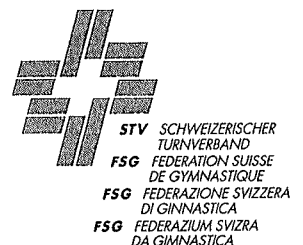
Trampolin- Europameisterschaften

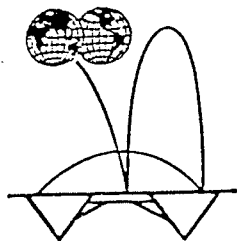


Resultate



Sursee/Luzern – Schweiz





Fédération Internationale de Trampoline
International Trampoline Federation
Internationaler Trampolin-Verband

FIT

14th October 1993

European Championships 1993

Judging Panels

Tumbling men and ladies

Superior Judge	Ignacio Ortiz	FIT	*
Assistant	Rob Walker	FIT	
Judge 1	Pierre Villien	FRA	
Judge 2	Janos Dopierala	POL	
Judge 3	Ben van Waeyenberghe	FIT	*
Judge 6	Christophe Lambert	FRA	*

Double Mini-Tramp men

Superior Judge	Horst Kunze	FIT	*
Assistant	Rolf Kyburz	SUI	
Judge 1	Nikolai Enev	BUL	
Judge 2	José A. Vives	ESP	
Judge 3	Gerda Bierenfeld	GER	
Judge 4	Bruce Craig	SCO	*
Judge 5	Léon Dobler	SUI	
Judge 6	Ben van Waeyenberghe	FIT	*

Double Mini-Tramp ladies

Superior Judge	Ignacio Ortiz	FIT	*
Assistant	Rien de Ruiter	NED	
Judge 1	Filipe Carvalho	POR	
Judge 2	John Beeton	SCO	*
Judge 3	Sara Bäckvall	SWE	
Judge 4	Hans-Josef Springub	GER	
Judge 5	Peter Heames	GBR	
Judge 6	Heinz-Peter Michels	GER	*

13th October 1993

- 2 -

Trampoline men

Superior Judge	Horst Kunze	FIT	*
Assistant	Wouter Roelofs	NED	
Judge 1	Ferdinand Matejka	CZE	*
Judge 2	Vibeke Norsk	DEN	
Judge 3	Michel Rouquette	FRA	
Judge 4	Valery Vagel	BLR	
Judge 5	Gerda Bierenfeld	GER	
Judge 6	Hansake Hellkvist	SWE	
Judge 7	Ed Toward	GBR	*
Judge 8	José Antonio Vives	ESP	
Ass.Diff.	Vladimir Shvalbo	BLR	
Judge 9	Rien de Ruiter	NED	
Judge 10	Renata Lewandowska	POL	
Judge 11	Filipe Carvalho	POR	

Trampoline ladies

Superior Judge	John Beeton	SCO	*
Assistant	Wouter Roelofs	NED	
Judge 1	Pat Milne	SCO	
Judge 2	Vladimir Zeman	CZE	*
Judge 3	Rolf Kyburz	SUI	
Judge 4	Peter Heames	GBR	
Judge 5	Hans-Josef Springub	GER	
Judge 6	Paola Caligara	ITA	
Judge 7	Léon Dobler	SUI	
Judge 8	Heinz-Peter Michels	GER	*
Judge 9	Nick Walder	SUI	
Judge 10	Nikolai Enev	BUL	
Judge 11	Sara Bäckvall	SWE	

Protest fee: 100.-- Swiss Francs

Arbitration Jury

- * Superior Judge
- * 2 Judges
- André Gueisbuhler FIT
- David Ward-Hunt FIT

XIII EUROPEAN CHAMPIONSHIPS
14-16 October, Sursee, Switzerland

Ladies Individual - page 1

		J1	J2	J3	J4	J5	Diff	R/Total	TOTAL
1	Susan Challis GBR								
	OP1	9.4	9.2	8.6	9.4	9.2		27.60	
	OP2	8.7	8.5	8.5	8.8	8.8	11.1	37.10	
	FINAL	8.5	8.8	9.0	8.6	8.8	11.1	37.30	37.30
2 =	Anna Dogonadze GEO								
	OP1	9.6	9.3	9.5	9.2	9.0		27.90	
	OP2	8.1	8.3	8.3	8.0	8.4	10.6	35.30	
	FINAL	8.7	8.6	8.7	8.5	8.6	10.6	36.50	36.50
2 =	Rusudan Khoperia GEO								
	OP1	9.8	9.2	9.7	9.4	9.4		28.20	
	OP2	8.1	8.1	8.0	8.4	8.1	11.1	35.40	
	FINAL	8.4	8.0	8.4	8.6	8.7	11.1	36.50	36.50
4	Lada Tsebrenko UKR								
	OP1	9.4	9.2	9.4	9.4	9.3		28.10	
	OP2	8.2	8.2	8.5	8.2	8.5	10.6	35.50	
	FINAL	8.3	8.3	8.5	8.4	8.4	10.9	36.00	36.00
5	Tina Ludwig GER								
	OP1	9.0	9.3	9.4	9.4	9.4		28.10	
	OP2	8.4	8.3	8.5	8.4	8.6	10.7	36.00	
	FINAL	8.1	8.3	8.4	8.4	8.6	10.7	35.80	35.80
6 =	Oksana Verbitskaja UKR								
	OP1	9.5	9.1	9.5	9.1	9.5		28.50	
	OP2	8.2	8.0	8.3	8.3	8.3	10.0	34.80	
	FINAL	8.6	8.5	8.5	8.6	8.4	10.0	35.60	35.60
6 =	Hiltrud Roewe GER								
	OP1	8.5	9.0	9.4	9.3	9.3		27.90	
	OP2	8.1	8.3	8.6	8.5	8.6	10.7	36.10	
	FINAL	8.0	8.0	8.7	8.3	8.6	10.7	35.60	35.60
8 =	Natalia Karpenkova BLR								
	OP1	9.3	8.8	9.1	9.2	9.2		27.50	
	OP2	8.7	8.7	8.8	8.7	8.8	9.3	35.50	
	FINAL	8.3	7.8	7.8	8.1	7.9	10.0	33.80	33.80
8 =	Galina Lebedeva BLR								
	OP1	9.4	9.0	9.3	9.3	9.2		27.80	
	OP2	8.8	8.5	9.0	8.7	8.8	9.5	35.80	
	FINAL	7.8	8.0	8.5	8.1	8.2	9.5	33.80	33.80
10	Andrea Holmes GBR								
	OP1	8.9	9.2	9.0	9.2	9.3		27.60	
	OP2	8.6	8.4	8.4	8.7	8.3	10.8	36.20	
	FINAL	5.0	5.0	5.1	5.5	5.0	7.6	22.70	22.70

XIII EUROPEAN CHAMPIONSHIPS
14-16 October, Sursee, Switzerland

Ladies Individual - page 1

		J1	J2	J3	J4	J5	Diff	R/Total	TOTAL
1	Susan Challis GBR								
	OP1	9.4	9.2	8.6	9.4	9.2		27.60	
	OP2	8.7	8.5	8.5	8.8	8.8	11.1	37.10	64.70
2	Tina Ludwig GER								
	OP1	9.0	9.3	9.4	9.4	9.4		28.10	
	OP2	8.4	8.3	8.5	8.4	8.6	10.7	36.00	64.10
3	Hiltrud Roewe GER								
	OP1	8.5	9.0	9.4	9.3	9.3		27.90	
	OP2	8.1	8.3	8.6	8.5	8.6	10.7	36.10	64.00
4	Andrea Holmes GBR								
	OP1	8.9	9.2	9.0	9.2	9.3		27.60	
	OP2	8.6	8.4	8.4	8.7	8.3	10.8	36.20	63.80
5 =	Galina Lebedeva BLR								
	OP1	9.4	9.0	9.3	9.3	9.2		27.80	
	OP2	8.8	8.5	9.0	8.7	8.8	9.5	35.80	63.60
5 =	Lada Tsebrenko UKR								
	OP1	9.4	9.2	9.4	9.4	9.3		28.10	
	OP2	8.2	8.2	8.5	8.2	8.5	10.6	35.50	63.60
5 =	Rusudan Khoperia GEO								
	OP1	9.8	9.2	9.7	9.4	9.4		28.20	
	OP2	8.1	8.1	8.0	8.4	8.1	11.1	35.40	63.60
8	Oksana Verbitskaja UKR								
	OP1	9.5	9.1	9.5	9.1	9.5		28.50	
	OP2	8.2	8.0	8.3	8.3	8.3	10.0	34.80	63.30
9	Anna Dogonadze GEO								
	OP1	9.6	9.3	9.5	9.2	9.0		27.90	
	OP2	8.1	8.3	8.3	8.0	8.4	10.6	35.30	63.20
10	Natalia Karpenkova BLR								
	OP1	9.3	8.8	9.1	9.2	9.2		27.50	
	OP2	8.7	8.7	8.8	8.7	8.8	9.3	35.50	63.00

XIII EUROPEAN CHAMPIONSHIPS
14-16 October, Sursee, Switzerland

Ladies Individual - page 2

		J1	J2	J3	J4	J5	Diff	R/Total	TOTAL
11	Oksana Tsiguleva	UKR							
	OP1	9.8	9.2	9.5	9.2	9.2		27.60	
	OP2	8.2	8.6	8.4	8.1	8.3	10.0	34.90	62.50
12	Sandra Beck	GER							
	OP1	8.9	8.9	8.9	8.8	8.9		26.70	
	OP2	8.4	8.2	8.3	8.3	8.3	10.2	35.10	61.80
13	Marina Nikitina	BLR							
	OP1	9.8	9.2	9.6	9.1	9.0		27.60	
	OP2	8.2	8.6	8.6	8.4	8.5	8.4	33.90	61.50
14	Elena Movchan	UKR							
	OP1	9.3	8.8	9.1	9.0	9.1		27.20	
	OP2	8.1	8.0	8.2	7.8	7.6	10.0	33.90	61.10
15	Nathalie Treil	FRA							
	OP1	9.4	9.0	8.8	9.0	9.0		27.00	
	OP2	8.3	7.9	8.2	8.4	8.2	9.2	33.90	60.90
16 =	Magali Trouche	FRA							
	OP1	8.4	8.5	8.9	8.8	8.9		26.40	
	OP2	8.0	8.3	8.3	8.0	8.1	9.7	34.10	60.50
16 =	Petra Vachnikova	CZE							
	OP1	8.7	9.1	8.9	8.6	9.0		26.60	
	OP2	8.4	8.5	8.2	8.3	8.3	8.9	33.90	60.50
18	Majka Sand	DEN							
	OP1	8.8	8.6	8.6	9.0	8.8		26.20	
	OP2	8.0	8.3	8.0	8.3	8.5	9.6	34.20	60.40
19	Alice Besseige	FRA							
	OP1	8.5	8.5	9.0	8.7	9.1		26.10	
	OP2	7.8	8.3	8.3	8.3	8.3	9.1	34.00	60.10
20	Ellie Dixon-Jackson	GBR							
	OP1	8.4	8.5	8.7	8.8	8.8		26.00	
	OP2	7.9	8.0	8.0	8.2	7.8	9.7	33.60	59.60
21	Cornelia Ött	SUI							
	OP1	9.3	8.8	8.8	8.8	8.6		26.40	
	OP2	7.9	8.5	8.5	8.2	8.4	7.9	33.00	59.40
22	Gabi Dreier	GER							
	OP1	8.2	8.7	9.1	8.8	8.8		26.30	
	OP2	8.2	7.8	7.9	7.7	8.1	9.2	33.00	59.30
23	Alexandra Hajkova	CZE							
	OP1	9.1	8.6	8.3	8.7	9.0		26.10	
	OP2	7.6	7.9	7.3	8.1	7.8	9.6	32.90	59.00

XIII EUROPEAN CHAMPIONSHIPS
14-16 October, Sursee, Switzerland


Ladies Individual - page 3

		J1	J2	J3	J4	J5	Diff	R/Total	TOTAL
24	Yvonne Hartog	NED							
	OP1	8.1	8.7	8.7	8.8	8.7		26.10	
	OP2	7.5	8.2	7.9	7.9	7.8	9.2	32.80	58.90
25	Anette Dalsten	DEN							
	OP1	8.6	8.6	8.6	8.4	8.5		25.70	
	OP2	7.8	8.0	7.7	8.3	7.8	9.1	32.70	58.40
26	Khatyna Bendianishvili	GEO							
	OP1	8.0	8.4	8.5	8.5	8.6		25.40	
	OP2	7.8	8.0	8.1	8.3	8.5	8.2	32.60	58.00
27	Vera Pischeiko	BLR							
	OP1	9.2	9.1	9.3	9.0	9.2		27.50	
	OP2	7.3	7.1	6.8	7.0	6.9	9.1	30.10	57.60
28 =	Sylwia Langner	POL							
	OP1	8.3	8.5	8.0	8.6	8.6		25.40	
	OP2	7.5	7.8	7.4	7.8	7.6	9.2	32.10	57.50
28 =	Nikki Stelling	GBR							
	OP1	8.7	8.8	8.4	8.6	8.4		25.70	
	OP2	7.7	8.1	7.7	8.0	8.3	8.0	31.80	57.50
30	Christelle Guidicelli	FRA							
	OP1	8.6	8.1	8.8	8.5	8.3		25.40	
	OP2	7.7	7.5	7.7	7.8	7.9	8.4	31.60	57.00
31 =	Kristina Sundelin	SWE							
	OP1	8.2	8.1	7.7	8.3	8.4		24.60	
	OP2	7.7	7.7	7.6	7.8	8.0	9.1	32.30	56.90
31 =	Ulrica Nilsson	SWE							
	OP1	8.4	8.3	8.3	8.7	8.8		25.40	
	OP2	7.8	8.2	7.5	7.9	7.9	7.9	31.50	56.90
33 =	Marta Kubiak	POL							
	OP1	7.7	8.2	8.2	8.7	8.3		24.70	
	OP2	7.6	7.7	7.3	8.0	7.9	8.7	31.90	56.60
33 =	Denisa Langerova	CZE							
	OP1	8.3	8.2	8.5	8.4	8.4		25.10	
	OP2	7.8	7.9	7.9	8.1	7.6	7.9	31.50	56.60
33 =	Corina Kohler	SUI							
	OP1	8.4	8.4	8.9	8.8	8.5		25.50	
	OP2	8.1	8.0	8.5	8.6	8.5	5.6	31.10	56.60
36	Inke van Braak	NED							
	OP1	7.7	8.2	8.3	8.2	8.5		24.70	
	OP2	7.4	7.5	7.4	7.7	7.6	9.1	31.60	56.30

XIII EUROPEAN CHAMPIONSHIPS
14-16 October, Sursee, Switzerland

Ladies Individual - page 4

		J1	J2	J3	J4	J5	Diff	R/Total	TOTAL
37	Malgorzata Lesisz	POL							
	OP1	7.5	7.4	7.3	7.8	8.0		22.70	
	OP2	7.6	7.5	7.4	7.7	7.8	7.9	30.70	53.40
38	Ana Roncero	ESP							
	OP1	7.6	7.8	7.9	7.8	7.7		23.30	
	OP2	7.6	7.8	7.3	7.5	7.6	6.5	29.20	52.50
39	Sonia Dominguez	ESP							
	OP1	7.7	7.3	7.3	7.8	8.1		23.10	
	OP2	7.2	6.9	6.5	7.0	7.4	6.0	27.10	50.20
40	Lorena Vinagre	ESP							
	OP1	7.2	7.4	7.5	6.7	7.1		21.70	
	OP2	6.5	6.7	6.3	6.6	6.5	6.8	26.40	48.10
41	Jill Mackay	SCO							
	OP1	4.0	4.1	3.8	4.1	4.2		12.20	
	OP2	7.5	7.6	7.5	7.5	7.9	7.5	30.10	42.30
42	Lorna Craig	SCO							
	OP1	2.3	2.4	2.4	2.5	2.7		7.30	
	OP2	7.5	7.4	7.1	7.5	7.7	7.4	29.80	37.10
43	Eva Ma Falcon	ESP							
	OP1	7.8	7.8	7.6	7.9	8.0		23.50	
	OP2	1.4	1.3	1.3	1.6	1.3	2.5	6.50	30.00
44 =	Lenka Honzakova	CZE		Withdrawn					
44 =	Amelia Carneiro	POR		Withdrawn					



XIII EUROPEAN CHAMPIONSHIPS
14-16 October, Sursee, Switzerland

Ladies Individual		TEAM RESULTS
1	GER	189.90
	Sandra Beck Gabi Dreier Tina Ludwig Hiltrud Roewe	
2	UKR	189.40
	Lada Tsebrenko Oksana Verbitskaja Oksana Tsiguleva Elena Movchan	
3 =	BLR	188.10
	Vera Pischeiko Galina Lebedeva Natalia Karpenkova Marina Nikitina	
3 =	GBR	188.10
	Andrea Holmes Susan Challis Nikki Stelling Ellie Dixon-Jackson	
5	GEO	184.80
	Anna Dogonadze Rusudan Khoperia Khatyna Bendianishvili	
6	FRA	181.50
	Christelle Guidicelli Alice Besseige Magali Trouche Nathalie Treil	
7	CZE	176.10
	Lenka Honzakova Denisa Langerova Petra Vachnikova Alexandra Hajkova	
8	POL	167.50
	Marta Kubiak Sylwia Langner Malgorzata Lesisz	
9	ESP	152.60
	Sonia Dominguez Eva Ma Falcon Ana Roncero Lorena Vinagre	

XIII EUROPEAN CHAMPIONSHIPS
14-16 October, Sursee, Switzerland

Mens Individual - page 1

		J1	J2	J3	J4	J5	Diff	R/Total	TOTAL
1	Fabrice Schwertz FRA								
	OP1	9.2	9.3	9.4	9.3	9.3		27.90	
	OP2	8.8	8.5	9.0	8.5	8.7	11.7	37.70	
	FINAL	8.8	8.5	9.0	8.4	8.5	13.2	38.70	38.70
2	Dmitrij Poliarush BLR								
	OP1	9.4	9.2	9.2	9.4	9.2		27.60	
	OP2	8.5	8.3	8.6	8.7	8.3	13.4	38.80	
	FINAL	8.2	8.1	7.9	8.2	8.2	13.8	38.30	38.30
3	Anders Christiansen DEN								
	OP1	9.2	9.2	9.0	8.9	9.2		27.60	
	OP2	7.9	8.3	8.6	8.4	8.3	11.8	36.80	
	FINAL	8.6	8.7	8.7	8.7	8.7	12.0	38.10	38.10
4	Fabrice Hennique FRA								
	OP1	8.7	8.8	8.9	8.8	9.1		26.50	
	OP2	8.1	8.2	8.3	7.7	8.0	11.7	36.00	
	FINAL	7.9	8.4	8.4	8.3	8.4	11.7	36.80	36.80
5	Christof Emmes GER								
	OP1	8.6	8.7	8.7	8.8	9.0		26.20	
	OP2	8.0	8.2	8.3	8.3	8.3	11.9	36.70	
	FINAL	8.3	8.3	8.3	8.2	8.3	11.7	36.60	36.60
6	Vyacheslav Morosov BLR								
	OP1	9.2	9.4	8.8	9.4	9.2		27.60	
	OP2	8.2	8.0	8.0	8.1	8.1	12.0	36.20	
	FINAL	8.4	8.3	8.0	8.4	8.1	11.0	35.80	35.80
7	Theo Kypri GBR								
	OP1	8.6	8.6	9.1	8.5	8.6		25.80	
	OP2	8.0	8.0	8.1	8.2	7.7	12.6	36.70	
	FINAL	6.5	6.3	6.2	6.5	6.4	11.2	30.40	30.40
8	Serguei Buchovtsev UKR								
	OP1	8.8	9.1	9.0	9.2	9.3		27.30	
	OP2	8.3	8.2	8.2	8.2	8.5	12.3	37.00	
	FINAL	2.5	2.4	2.3	2.3	2.4	5.3	12.40	12.40
9	Martin Kubicka GER								
	OP1	9.3	9.2	9.2	9.3	9.4		27.80	
	OP2	8.5	8.1	8.7	8.0	8.3	12.2	37.10	
	FINAL	1.7	1.7	1.8	1.6	1.7	4.3	9.40	9.40
10	Alexei Gvozdikov UKR								
	OP1	9.2	8.9	9.0	8.9	9.0		26.90	
	OP2	7.8	8.0	7.8	8.0	8.2	11.7	35.50	
	FINAL	0.7	0.6	0.9	0.7	0.8	2.7	4.90	4.90

XIII EUROPEAN CHAMPIONSHIPS
14-16 October, Sursee, Switzerland

Mens Individual - page 1

		J1	J2	J3	J4	J5	Diff	R/Total	TOTAL
1	Dmitrij Poliarush	BLR							
	OP1	9.4	9.2	9.2	9.4	9.2		27.60	
	OP2	8.5	8.3	8.6	8.7	8.3	13.4	38.80	66.40
2	Fabrice Schwertz	FRA							
	OP1	9.2	9.3	9.4	9.3	9.3		27.90	
	OP2	8.8	8.5	9.0	8.5	8.7	11.7	37.70	65.60
3	Martin Kubicka	GER							
	OP1	9.3	9.2	9.2	9.3	9.4		27.80	
	OP2	8.5	8.1	8.7	8.0	8.3	12.2	37.10	64.90
4	Anders Christiansen	DEN							
	OP1	9.2	9.2	9.0	8.9	9.2		27.60	
	OP2	7.9	8.3	8.6	8.4	8.3	11.8	36.80	64.40
5	Serguei Buchovtsev	UKR							
	OP1	8.8	9.1	9.0	9.2	9.3		27.30	
	OP2	8.3	8.2	8.2	8.2	8.5	12.3	37.00	64.30
6	Vyacheslav Morosov	BLR							
	OP1	9.2	9.4	8.8	9.4	9.2		27.60	
	OP2	8.2	8.0	8.0	8.1	8.1	12.0	36.20	63.80
7	Nikolaj Kazak	BLR							
	OP1	9.2	9.0	9.0	9.2	9.2		27.60	
	OP2	7.9	8.1	8.0	8.2	7.8	11.9	35.90	63.50
8	Christof Emmes	GER							
	OP1	8.6	8.7	8.7	8.8	9.0		26.20	
	OP2	8.0	8.2	8.3	8.3	8.3	11.9	36.70	62.90
9 =	Theo Kypri	GBR							
	OP1	8.6	8.6	9.1	8.5	8.6		25.80	
	OP2	8.0	8.0	8.1	8.2	7.7	12.6	36.70	62.50
9 =	Fabrice Hennique	FRA							
	OP1	8.7	8.8	8.9	8.8	9.1		26.50	
	OP2	8.1	8.2	8.3	7.7	8.0	11.7	36.00	62.50
9 =	Jean-Pierre Thorn	FRA							
	OP1	8.9	9.0	9.0	9.0	9.1		27.00	
	OP2	7.7	7.7	8.1	8.1	8.0	11.7	35.50	62.50

XIII EUROPEAN CHAMPIONSHIPS
14-16 October, Sursee, Switzerland

Mens Individual - page 2

		J1	J2	J3	J4	J5	Diff	R/Total	TOTAL
12	Alexei Gvozdikov	UKR							
	OP1	9.2	8.9	9.0	8.9	9.0		26.90	
	OP2	7.8	8.0	7.8	8.0	8.2	11.7	35.50	62.40
13	Serguei Tiabus	UKR							
	OP1	9.2	9.2	8.8	9.2	9.1		27.50	
	OP2	7.6	7.5	7.8	7.5	7.6	12.1	34.80	62.30
14	Paul Smyth	GBR							
	OP1	8.1	8.7	8.8	8.6	8.4		25.70	
	OP2	8.0	8.1	8.2	8.4	8.0	11.9	36.20	61.90
15 =	Lennard Villafuerte	NED							
	OP1	8.9	8.8	8.8	8.8	8.8		26.40	
	OP2	8.0	7.8	8.0	8.1	8.1	11.1	35.20	61.60
15 =	Luke Porter	GBR							
	OP1	9.1	8.9	8.8	9.3	9.1		27.30	
	OP2	7.3	7.5	7.5	7.6	7.6	11.7	34.30	61.60
17	Martin von Stedingk	SWE							
	OP1	8.5	8.3	8.4	8.3	8.3		25.00	
	OP2	8.1	8.1	8.6	8.1	8.2	12.1	36.50	61.50
18	Denis Passemard	FRA							
	OP1	8.8	8.8	9.0	8.7	8.8		26.40	
	OP2	7.8	7.8	8.3	7.8	7.9	11.3	34.80	61.20
19	Ralf Gehrke	GER							
	OP1	9.3	9.0	9.0	9.0	9.1		27.10	
	OP2	7.4	7.6	8.0	7.4	7.6	11.4	34.00	61.10
20	Christopher Linney	SCO							
	OP1	8.4	8.9	8.7	8.9	8.8		26.40	
	OP2	8.1	8.0	8.2	8.0	7.8	10.2	34.30	60.70
21	Glenn Lorentzen	DEN							
	OP1	8.5	8.5	8.7	8.4	8.4		25.40	
	OP2	8.3	8.4	8.3	8.3	8.3	10.2	35.10	60.50
22	Jesper Dalsten	DEN							
	OP1	8.3	8.6	8.6	8.4	8.2		25.30	
	OP2	7.9	8.2	8.0	8.2	7.9	10.9	35.00	60.30
23	Joao Ferreira	POR							
	OP1	7.7	8.3	8.2	8.3	8.1		24.60	
	OP2	8.0	8.0	8.5	8.2	8.2	10.4	34.80	59.40
24	Lorenzo Corti	ITA							
	OP1	7.8	8.1	8.4	8.3	7.9		24.30	
	OP2	7.8	7.4	7.7	7.5	7.6	12.1	34.90	59.20

XIII EUROPEAN CHAMPIONSHIPS
14-16 October, Sursee, Switzerland


Mens Individual - page 3

		J1	J2	J3	J4	J5	Diff	R/Total	TOTAL
25 =	Slawomir Milon POL								
	OP1	8.1	8.2	8.5	8.4	8.0		24.70	
	OP2	7.8	7.5	8.0	8.0	7.9	10.3	34.00	58.70
25 =	Alan Villafuerte NED								
	OP1	8.8	8.8	8.9	8.8	8.7		26.40	
	OP2	7.1	6.8	7.2	7.2	7.1	10.9	32.30	58.70
27	Krystian Sawicki POL								
	OP1	8.7	8.3	8.8	8.2	8.6		25.80	
	OP2	7.4	7.7	7.8	7.9	7.4	9.4	32.30	58.10
28	Markus Angst SUI								
	OP1	8.2	8.3	8.4	8.3	8.3		24.90	
	OP2	6.9	7.0	7.4	7.1	7.3	11.1	32.50	57.40
29	Igor Sokolovskiy UKR								
	OP1	9.2	8.6	8.7	8.5	8.6		25.90	
	OP2	7.2	7.5	7.0	7.3	7.1	9.8	31.40	57.30
30	Jakub Zaim POL								
	OP1	7.9	8.0	8.0	8.2	7.8		23.90	
	OP2	7.4	7.4	7.8	7.5	7.7	10.3	32.90	56.80
31	Kamil Hruda CZE								
	OP1	8.7	8.5	8.8	8.7	8.6		26.00	
	OP2	6.2	6.3	5.9	6.0	6.4	8.4	26.90	52.90
32	Ian Ross GBR								
	OP1	8.7	9.2	8.7	8.7	8.9		26.30	
	OP2	5.0	5.6	5.7	5.6	5.6	8.6	25.40	51.70
33	Marek Haczkiwicz POL								
	OP1	8.6	8.5	8.5	8.4	8.6		25.60	
	OP2	5.1	5.5	5.4	5.3	5.4	9.0	25.10	50.70
34	Alex Cuenca ESP								
	OP1	7.7	8.3	8.3	8.0	7.9		24.20	
	OP2	5.1	5.0	5.1	5.3	5.1	9.3	24.60	48.80
35	Thomas Rueger SUI								
	OP1	8.6	8.5	9.0	8.5	8.8		25.90	
	OP2	3.9	4.3	4.4	4.5	4.3	8.7	21.70	47.60
36	Ruslan Kashperko BLR								
	OP1	9.1	8.8	9.3	8.7	9.2		27.30	
	OP2	3.8	3.7	3.8	4.0	3.6	5.9	17.20	44.50
37	Jaime Castillejo ESP								
	OP1	8.2	8.0	8.2	8.0	8.2		24.40	
	OP2	3.6	3.5	3.6	3.4	3.4	6.5	17.00	41.40

XIII EUROPEAN CHAMPIONSHIPS
14-16 October, Sursee, Switzerland

Mens Individual - page 4


		J1	J2	J3	J4	J5	Diff	R/Total	TOTAL
38	Alberto Robleda ESP								
	OP1	7.5	7.7	8.0	7.8	7.8		23.30	
	OP2	2.6	2.9	2.8	2.5	2.8	6.1	14.30	37.60
39	Brian Murray SCO								
	OP1	8.4	8.4	8.7	8.4	8.2		25.20	
	OP2	1.8	2.0	2.0	2.0	1.9	4.2	10.10	35.30
40	Heiko Berger GER								
	OP1	8.5	8.8	9.0	8.9	9.0		26.70	
	OP2	1.4	1.5	1.3	1.4	1.5	3.9	8.20	34.90
41	Luis Nunes POR								
	OP1	8.0	8.1	8.3	8.0	8.4		24.40	
	OP2	0.7	0.5	0.8	0.7	0.7	2.2	4.30	28.70
42	Mads Ledstrup DEN								
	OP1	8.6	8.6	8.6	8.5	8.5		25.70	
	OP2	0.0	0.0	0.0	0.0	0.0	1.3	1.30	27.00
43	Petr Dostal CZE								
	OP1	8.5	8.4	8.4	8.4	8.4		25.20	
	OP2	0.0	0.0	0.0	0.0	0.0	0.0	0.00	25.20
44	Paulo Garcia POR								
	OP1	1.5	1.3	1.4	1.4	1.4		4.20	
	OP2	1.3	1.3	1.4	1.5	1.4	3.6	7.70	11.90
45	Jorge Pereira POR								
		Withdrawn							



XIII EUROPEAN CHAMPIONSHIPS
14-16 October, Sursee, Switzerland

Mens Individual - TEAM RESULTS

1	BLR	193.70
	Vyacheslav Morosov	
	Ruslan Kashperko	
	Nikolaj Kazak	
	Dmitrij Poliarush	
2	FRA	190.60
	Denis Passemard	
	Jean-Pierre Thorn	
	Fabrice Hennique	
	Fabrice Schwertz	
3	GER	189.40
	Heiko Berger	
	Christof Emmes	
	Ralf Gehrke	
	Martin Kubicka	
4	UKR	189.00
	Serguei Buchovtsev	
	Igor Sokolovskiy	
	Serguei Tiabus	
	Alexei Gvozdikov	
5	GBR	186.60
	Luke Porter	
	Theo Kypri	
	Ian Ross	
	Paul Smyth	
6	DEN	185.60
	Anders Christiansen	
	Mads Ledstrup	
	Jesper Dalsten	
	Glenn Lorentzen	
7	POL	175.30
	Marek Haczekiewicz	
	Slawomir Milon	
	Krystian Sawicki	
	Jakub Zaim	
8	ESP	127.80
	Alex Cuenca	
	Jaime Castillejo	
	Alberto Robleda	
9	POR	100.00
	Luis Nunes	
	Joao Ferreira	
	Paulo Garcia	
	Jorge Pereira	



XIII EUROPEAN CHAMPIONSHIPS
14-16 October, Sursee, Switzerland

Ladies Synchronised - page 1

	J1	J2	J3	J4	J5	J6	J9	J10	J11	D/S	Exec	Diff	R/Tot.	TOTAL	
1	O. Tsiguleva/E. Movchan						UKR								
	9.6	9.2	9.3	9.1	9.2	9.4	9.8	9.8	9.5	.	38.10				
	7.9	8.3	8.2	8.8	8.8	9.0	0.0	9.5	9.3		35.60	9.4	45.00		
	8.8	8.9	9.3	9.0	9.0	9.0	9.8	9.6	9.7		37.30	9.4	46.70	46.70	
2	A. Dogonadze/R. Khoperia						GEO								
	9.3	9.1	9.3	8.8	9.0	8.9	9.8	9.7	9.7	.	37.60				
	8.6	8.3	8.6	9.3	9.0	9.3	8.9	9.2	9.2		36.30	9.8	46.10		
	8.4	8.6	8.6	8.9	9.1	8.9	9.5	9.5	9.6		36.50	9.8	46.30	46.30	
3	S. Challis/A. Holmes						GBR								
	9.5	9.2	9.2	9.4	9.0	9.2	9.2	9.2	9.7	.	36.80				
	8.7	8.5	8.7	8.7	8.5	8.6	9.1	8.9	9.2		35.50	9.2	44.70		
	8.7	8.6	8.9	8.7	8.7	8.9	8.7	9.3	9.3		36.00	9.2	45.20	45.20	
4	M. Trouche/N. Treil						FRA								
	8.8	8.8	9.2	8.7	8.7	8.6	9.7	9.4	9.7		36.90				
	8.3	8.3	8.5	8.9	8.8	8.8	9.1	9.5	9.3		35.70	9.0	44.70		
	8.6	8.5	8.7	8.3	8.4	8.5	9.6	9.3	9.4		35.80	9.0	44.80	44.80	
5	T. Ludwid/H. Roewe						GER								
	8.8	9.1	8.9	8.8	9.2	9.0	9.2	9.3	9.3	.	36.50				
	8.6	8.5	8.0	8.9	8.9	8.8	9.9	9.8	9.7		37.00	9.8	46.80		
	8.4	8.5	8.6	8.7	8.7	8.5	8.2	8.7	8.7		34.60	9.8	44.40	44.40	
6	I. von Braak/Y. Hartog						NED								
	8.6	8.2	8.2	8.6	8.4	8.4	9.5	9.4	9.2	.	35.40				
	7.5	7.7	7.8	8.4	8.5	8.2	9.2	9.7	9.7		35.50	7.5	43.00		
	8.0	8.3	8.4	8.7	8.5	8.3	9.7	9.4	9.6		36.00	8.0	44.00	44.00	
7	M. Sand/A. Dalsten						DEN								
	8.7	8.6	9.1	8.7	8.5	8.4	9.4	9.2	9.0	.	35.60				
	7.8	8.4	7.9	8.4	8.4	7.9	9.4	9.1	9.2		34.70	8.0	42.70		
	8.4	8.6	8.8	8.7	9.0	8.6	9.0	9.0	9.2		35.30	8.0	43.30	43.30	
8	P. Vachnikova/A. Hajkova						CZE								
	8.5	8.7	8.4	8.7	8.8	8.4	8.8	8.7	8.5	.	34.60				
	7.8	8.2	7.9	7.9	8.2	8.3	8.6	8.0	8.6		33.30	8.7	42.00		
	8.2	8.4	8.5	8.1	8.2	7.9	8.8	8.7	8.8		34.10	8.7	42.80	42.80	
9	C. Ott/C. Kohler						SUI								
	8.7	9.0	8.9	8.6	8.2	7.7	9.4	9.5	9.4	.	35.90				
	7.7	8.4	8.1	8.5	8.0	8.4	9.5	9.2	9.2		34.90	6.0	40.90		
	8.5	8.8	9.1	8.9	8.7	8.6	9.0	9.1	9.3		35.70	6.5	42.20	42.20	
10	G. Lebedeva/M. Nikitina						BLR								
	8.8	8.4	8.7	9.3	9.4	9.4	9.2	9.3	9.2	.	36.50				
	8.7	8.8	8.5	8.8	8.6	8.7	9.2	9.0	9.3		35.80	8.2	44.00		
	5.2	5.3	5.2	4.3	4.0	4.1	5.4	5.5	5.6		20.30	6.1	26.40	26.40	

XIII EUROPEAN CHAMPIONSHIPS

14-16 October, Sursee, Switzerland

Ladies Synchronised

- page 1

	J1	J2	J3	J4	J5	J6	J9	J10	J11	D/S	Exec	Diff	R/Tot.	TOTAL	
1	A. Dogonadze/R. Khoperia GEO														
	9.3	9.1	9.3	8.8	9.0	8.9	9.8	9.7	9.7		37.60		37.60		
	8.6	8.3	8.6	9.3	9.0	9.3	8.9	9.2	9.2		36.30	9.8	46.10	83.70	
2 =	T. Ludwid/H. Roewe GER														
	8.8	9.1	8.9	8.8	9.2	9.0	9.2	9.3	9.3		36.50		36.50		
	8.6	8.5	8.0	8.9	8.9	8.8	9.9	9.8	9.7		37.00	9.8	46.80	83.30	
2 =	O. Tsiguleva/E. Movchan UKR														
	9.6	9.2	9.3	9.1	9.2	9.4	9.8	9.8	9.5		38.10		38.10		
	7.9	8.3	8.2	8.8	8.8	9.0		9.5	9.3		35.80	9.4	45.20	83.30	
4	L. Tsebrenko/O. Verbitskaya UKR														
	8.9	9.3	9.1	9.2	9.1	9.2	9.4	9.0	9.1		36.50		36.50		
	8.5	8.4	8.0	9.0	8.5	8.4	9.1	9.2	9.3		35.30	10.0	45.30	81.80	
5	M. Trouche/N. Treil FRA														
	8.8	8.8	9.2	8.7	8.7	8.6	9.7	9.4	9.7		36.90		36.90		
	8.3	8.3	8.5	8.9	8.8	8.8	9.1	9.5	9.3		35.70	9.0	44.70	81.60	
6	S. Challis/A. Holmes GBR														
	9.5	9.2	9.2	9.4	9.0	9.2	9.2	9.2	9.7		36.80		36.80		
	8.7	8.5	8.7	8.7	8.5	8.6	9.1	8.9	9.2		35.50	9.2	44.70	81.50	
7	G. Lebedeva/M. Nikitina BLR														
	8.8	8.4	8.7	9.3	9.4	9.4	9.2	9.3	9.2		36.50		36.50		
	8.7	8.8	8.5	8.8	8.6	8.7	9.2	9.0	9.3		35.80	8.2	44.00	80.50	
8	I. von Braak/Y. Hartog NED														
	8.6	8.2	8.2	8.6	8.4	8.4	9.5	9.4	9.2		35.40		35.40		
	7.5	7.7	7.8	8.4	8.5	8.2	9.2	9.7	9.7		35.50	7.5	43.00	78.40	
9	M. Sand/A. Dalsten DEN														
	8.7	8.6	9.1	8.7	8.5	8.4	9.4	9.2	9.0		35.60		35.60		
	7.8	8.4	7.9	8.4	8.4	7.9	9.4	9.1	9.2		34.70	8.0	42.70	78.30	
10	S. Beck/G. Dreier GER														
	8.7	8.5	9.0	8.9	8.7	8.5	9.4	9.3	9.6		36.20		36.20		
	7.7	7.5	7.4	8.3	7.8	7.8	8.5	8.5	8.7		32.30	9.2	41.50	77.70	

Conv. A. Sursee

XIII EUROPEAN CHAMPIONSHIPS

14-16 October, Sursee, Switzerland

Ladies Synchronised

- page 2

	J1	J2	J3	J4	J5	J6	J9	J10	J11	D/S	Exec	Diff	R/Tot.	TOTAL
11	N. Stelling/E. Dixon-Jackson GBR										35.10		35.10	
	8.3	8.9	8.2	8.8	8.8	8.6	9.1	9.0	9.0		35.10	7.0	42.10	77.20
	7.6	8.2	7.5	8.2	8.5	8.5	9.4	9.6	9.5					
12	C. Ott/C. Kohler SUI										35.90		35.90	
	8.7	9.0	8.9	8.6	8.2	7.7	9.4	9.5	9.4		34.90	6.0	40.90	76.80
	7.7	8.4	8.1	8.5	8.0	8.4	9.5	9.2	9.2					
13	A. Besseige/C. Guidicelli FRA										35.90		35.90	
	8.7	8.3	8.5	8.6	8.6	8.6	9.6	9.1	9.4		33.20	7.6	40.80	76.70
	8.0	8.3	8.4	7.9	8.4	7.9	8.8	8.5	8.3					
14	P. Vachnikova/A. Hajkova CZE										34.60		34.60	
	8.5	8.7	8.4	8.7	8.8	8.4	8.8	8.7	8.5		33.30	8.7	42.00	76.60
	7.8	8.2	7.9	7.9	8.2	8.3	8.6	8.0	8.6					
15	U. Nilsson/K. Sundelin SWE										34.70		34.70	
	7.9	7.6	8.2	8.1	8.0	8.0	9.4	9.4	9.5		32.40	7.5	39.90	74.60
	7.4	7.9	7.7	8.1	7.7	8.2	8.9	8.3	8.2					
16	M. Kubiak/S. Langner POL										34.20		34.20	
	8.9	8.4	8.1	8.2	8.2	8.3	9.5	8.8	8.8		31.60	8.7	40.30	74.50
	7.7	7.9	7.5	7.5	7.8	7.2	8.0	8.2	8.2					
17	J. Mackay/L. Craig SCO										33.10		33.10	
	8.0	8.2	7.7	8.1	8.6	8.3	8.6	8.4	8.0		17.80	4.3	22.10	55.20
	4.6	4.8	4.5	4.3	4.4	4.4	4.4	4.3	4.8					
18	V. Pischeiko/N. Karpenkova BLR										36.50		36.50	
	8.8	8.5	8.6	9.2	9.3	9.4	9.3	9.4	9.3		9.90	2.6	12.50	49.00
	1.6	1.5	1.5	2.6	2.4	2.6	2.9	2.9	2.9					
19	L. Honzakova/D. Lagerova CZE										34.80		34.80	
	8.5	7.8	8.5	8.3	8.5	8.2	9.0	9.0	8.9		9.50	2.5	12.00	46.80
	2.4	2.0	2.3	1.6	1.6	1.6	2.6	2.8	2.9					
20	S. Dominguez/A. Roncero ESP										26.60		26.60	
	6.0	6.1	6.1	5.2	5.4	5.3	7.6	7.4	7.8		7.80	3.0	10.80	37.40
	2.2	1.8	2.1	1.4	1.3	1.3	2.3	2.2	2.2					
21	E. Falcon/L. Vinagre ESP										9.00		9.00	
	2.2	2.2	2.3	1.4	1.2	1.2	2.8	2.8	2.7		6.40	1.6	8.00	17.00
	1.4	1.3	1.4	1.5	1.7	1.6	1.7	1.7	1.6					

XIII EUROPEAN CHAMPIONSHIPS
14-16 October, Sursee, Switzerland

Mens Synchronised - page 1

	J1	J2	J3	J4	J5	J6	J9	J10	J11	D/S	Exec	Diff	R/Tot.	TOTAL	
1	M. Ledstrup/J. Dalsten DEN														
	8.2	8.4	8.7	8.5	8.8	8.9	9.7	9.5	9.5		36.20		36.20		
	8.1	8.1	7.8	8.3	8.1	8.1	9.3	9.5	9.5		35.20	10.5	45.70		
	8.6	8.4	8.5	8.0	8.2	8.3	9.4	9.6	9.6		35.90	10.5	46.40	46.40	
2	M. Kubicka/C. Kemmer GER														
	8.3	8.5	8.6	9.1	9.3	9.0	9.5	9.5	9.5		36.60		36.60		
	7.7	8.3	7.8	8.3	8.3	8.0	9.3	9.4	9.0		34.70	11.5	46.20		
	8.4	8.3	8.3	8.4	8.4	8.5	8.4	8.6	8.5		33.70	11.5	45.20	45.20	
3	L. Villafuerte/A. Villafuerte NED														
	8.5	8.1	8.3	8.9	8.7	8.6	9.5	9.1	9.2		35.40		35.40		
	6.2	6.2	6.2	6.0	6.3	6.2	6.6	7.0	6.5		25.60	8.0	33.60		
	8.4	8.2	8.6	8.5	8.5	8.3	9.2	9.3	9.3		35.50	9.6	45.10	45.10	
4	S. Buchovtsev/S. Tiabus UKR														
	9.1	9.1	8.9	9.4	9.2	9.1	9.8	9.8	9.8		37.90		37.90		
	8.4	8.4	8.2	8.5	8.4	8.6	9.5	9.4	9.1		35.70	11.9	47.60		
	8.4	8.1	7.8	7.8	7.8	7.9	8.5	8.6	8.3		32.90	11.9	44.80	44.80	
5	R. Dostal/K. Hruda CZE														
	7.8	7.4	7.5	8.5	8.4	8.2	8.4	8.0	8.0		31.90		31.90		
	7.5	7.0	7.4	8.2	8.0	8.1	8.5	8.5	8.7		32.50	8.5	41.00		
	8.2	8.1	8.3	8.4	8.4	8.3	9.1	9.2	9.0		34.80	8.5	43.30	43.30	
6	L. Porter/T. Kypri GBR														
	8.7	8.3	8.4	9.0	8.9	8.8	8.6	8.6	8.3		34.50		34.50		
	8.0	7.7	7.9	8.5	8.4	8.5	8.3	9.0	8.6		33.60	11.1	44.70		
	8.3	8.4	8.4	7.9	7.6	7.8	7.8	7.3	7.9		31.80	11.1	42.90	42.90	
7	C. Linney/B. Murray SCO														
	7.9	7.9	7.8	8.4	8.5	8.8	8.9	8.1	8.6		33.60		33.60		
	7.3	7.5	7.8	8.3	8.4	8.3	8.1	8.1	7.8		32.00	9.1	41.10		
	7.7	7.8	8.3	8.2	8.2	8.4	8.5	8.5	8.6		33.00	9.1	42.10	42.10	
8	K. Sawicki/J. Zaim POL														
	7.8	7.9	7.9	8.1	8.0	8.1	9.4	9.5	9.0		34.80		34.80		
	7.7	7.6	7.4	8.0	8.1	8.2	8.5	8.6	8.5		32.70	9.1	41.80		
	7.4	7.7	7.3	8.2	8.4	8.0	8.2	8.4	8.4		32.40	9.1	41.50	41.50	
9	D. Passemard/J-P. Thorn FRA														
	9.0	8.9	8.8	9.1	9.2	8.7	9.5	9.4	9.5		37.00		37.00		
	8.0	7.9	8.0	8.3	8.0	8.2	9.0	9.4	9.3		34.80	11.7	46.50		
	4.9	5.0	4.8	3.7	3.4	3.7	5.0	4.7	5.0		18.60	7.1	25.70	25.70	
10	T. Rueger/M. Angst SUI														
	8.3	8.6	8.6	8.2	8.1	8.1	8.7	9.3	8.7		34.10		34.10		
	7.8	8.1	8.2	7.8	7.8	7.9	8.4	8.1	7.7		32.10	10.1	42.20		
	0.9	0.9	0.9	0.8	0.8	0.8	0.9	0.9	1.0		3.50	01.3	4.80	4.80	

XIII EUROPEAN CHAMPIONSHIPS
14-16 October, Sursee, Switzerland

Mens Synchronised - page 1

	J1	J2	J3	J4	J5	J6	J9	J10	J11	D/S	Exec	Diff	R/Tot.	TOTAL	
1	S. Buchovtsev/S. Tiabus						UKR								
	9.1	9.1	8.9	9.4	9.2	9.1	9.8	9.8	9.8		37.90		37.90		
	8.4	8.4	8.2	8.5	8.4	8.6	9.5	9.4	9.1		35.70	11.9	47.60	85.50	
2	D. Passemard/J-P. Thorn						FRA								
	9.0	8.9	8.8	9.1	9.2	8.7	9.5	9.4	9.5		37.00		37.00		
	8.0	7.9	8.0	8.3	8.0	8.2	9.0	9.4	9.3		34.80	11.7	46.50	83.50	
3	M. Kubicka/C. Kemmer						GER								
	8.3	8.5	8.6	9.1	9.3	9.0	9.5	9.5	9.5		36.60		36.60		
	7.7	8.3	7.8	8.3	8.3	8.0	9.3	9.4	9.0		34.70	11.5	46.20	82.80	
4	M. Ledstrup/J. Dalsten						DEN								
	8.2	8.4	8.7	8.5	8.8	8.9	9.7	9.5	9.5		36.20		36.20		
	8.1	8.1	7.8	8.3	8.1	8.1	9.3	9.5	9.5		35.20	10.5	45.70	81.90	
5	L. Porter/T. Kypri						GBR								
	8.7	8.3	8.4	9.0	8.9	8.8	8.6	8.6	8.3		34.50		34.50		
	8.0	7.7	7.9	8.5	8.4	8.5	8.3	9.0	8.6		33.60	11.1	44.70	79.20	
6	I. Ross/P. Smyth						GBR								
	8.4	8.2	8.3	8.9	8.9	9.0	9.2	9.2	9.3		35.60		35.60		
	7.9	7.6	7.5	8.4	8.3	8.4	8.6	8.9	8.6		33.20	9.5	42.70	78.30	
7	K. Sawicki/J. Zaim						POL								
	7.8	7.9	7.9	8.1	8.0	8.1	9.4	9.5	9.0		34.80		34.80		
	7.7	7.6	7.4	8.0	8.1	8.2	8.5	8.6	8.5		32.70	9.1	41.80	76.60	
8	T. Rueger/M. Angst						SUI								
	8.3	8.6	8.6	8.2	8.1	8.1	8.7	9.3	8.7		34.10		34.10		
	7.8	8.1	8.2	7.8	7.8	7.9	8.4	8.1	7.7		32.10	10.1	42.20	76.30	
9	M. Haczkwicz/S. Milon						POL								
	7.3	7.0	7.4	8.6	8.5	8.4	8.5	8.5	8.5		32.80		32.80		
	7.6	7.5	7.6	8.1	8.0	8.2	8.4	8.5	8.4		32.50	10.4	42.90	75.70	
10	C. Linney/B. Murray						SCO								
	7.9	7.9	7.8	8.4	8.5	8.8	8.9	8.1	8.6		33.60		33.60		
	7.3	7.5	7.8	8.3	8.4	8.3	8.1	8.1	7.8		32.00	9.1	41.10	74.70	
11	R. Dostal/K. Hruda						CZE								
	7.8	7.4	7.5	8.5	8.4	8.2	8.4	8.0	8.0		31.90		31.90		
	7.5	7.0	7.4	8.2	8.0	8.1	8.5	8.5	8.7		32.50	8.5	41.00	72.90	
12	F. Schwertz/F. Hennique						FRA								
	6.6	6.5	6.1	5.1	5.3	5.2	6.6	6.7	6.5		24.90		24.90		
	8.2	8.5	8.4	8.5	8.7	8.5	8.9	9.4	9.1		35.10	11.1	46.20	71.10	
13	L. Villafuerte/A. Villafuerte						NED								
	8.5	8.1	8.3	8.9	8.7	8.6	9.5	9.1	9.2		35.40		35.40		
	6.2	6.2	6.2	6.0	6.3	6.2	6.6	7.0	6.5		25.60	8.0	33.60	69.00	
14	C. Emmes/R. Gerke						GER								
	8.9	9.1	8.8	8.8	9.0	8.6	9.6	9.7	9.6		36.90		36.90		
	3.9	4.0	3.9	5.1	5.0	4.9	5.7	5.4	5.7		20.30	6.7	27.00	63.90	

XIII EUROPEAN CHAMPIONSHIPS
14-16 October, Sursee, Switzerland

Mens Synchronised - page 2

	J1	J2	J3	J4	J5	J6	J9	J10	J11	D/S	Exec	Diff	R/Tot.	TOTAL
15	V. Morosov/N. Kasak BLR										37.10		37.10	
	9.1	8.8	8.8	9.5	9.1	9.1	9.6	9.8	9.4		19.30	7.3	26.60	63.70
	4.8	4.7	4.5	5.0	5.0	5.0	5.3	4.3	4.8					
16	R. Kashperko/D. Poliarush BLR										37.90		37.90	
	9.2	9.1	9.0	9.4	9.4	9.2	9.7	9.7	9.7		17.20	7.1	24.30	62.20
	3.6	3.8	3.5	5.0	5.0	5.1	4.5	4.3	4.2					
17	A. Cuenca/A. Robleda ESP										34.30		34.30	
	7.8	7.8	7.8	8.1	8.1	8.3	9.3	8.9	9.2		13.70	5.9	19.60	53.90
	3.9	3.9	3.6	2.4	2.6	2.6	3.6	3.0	3.8					
18	I. Skolovskiy/A. Gvozdikov UKR										36.90		36.90	
	8.9	8.8	8.7	9.1	9.2	9.1	9.7	9.5	9.3		9.20	3.8	13.00	49.90
	2.4	2.4	2.4	1.5	1.6	1.6	2.7	2.4	2.6					
19	J. Pereira/P. Garcia POR										9.30		9.30	
	1.4	1.2	1.4	2.5	2.5	2.5	2.7	2.8	2.6		30.90	9.6	40.50	49.80
	6.7	6.8	7.4	8.1	8.1	7.8	8.0	8.3	7.9					
20	L. Nunes/J. Ferreira POR										34.80		34.80	
	7.7	7.7	8.0	8.3	8.6	8.5	9.4	9.0	9.3		5.60	2.5	8.10	42.90
	0.7	0.6	0.6	1.7	1.6	1.6	1.7	1.4	1.7					

M. Morosov

XIII EUROPEAN CHAMPIONSHIPS

14-16 October, Sursee, Switzerland

Ladies Tumbling

- page 1

		J1	J2	J3	J4	J5	Diff	R/Total	FINAL
1	Chrystel Robert FRA								
	OP1	9.5	9.2	9.5	.	.	5.0	23.87	
	OP2	9.5	9.4	9.5	.	.	5.5	24.46	
	FINAL	9.6	9.6	9.6	.	.	5.5	24.70	24.70
								(48.33)	
2	Corinne Robert FRA								
	OP1	9.1	9.1	9.1	.	.	4.7	22.90	
	OP2	8.7	8.5	8.5	.	.	4.6	21.69	
	FINAL	9.0	8.9	8.9	.	.	5.1	22.94	22.94
								(44.59)	
3	Sigy Van Renterghem BEL								
	OP1	8.0	8.4	8.7	.	.	5.4	22.16	
	OP2	8.7	9.2	9.2	.	.	4.7	22.88	
	FINAL	8.3	8.4	8.7	.	.	5.2	22.09	22.09
								(45.04)	
4	Anna Mlodzianowska POL								
	OP1	8.3	9.1	8.3	.	.	3.7	20.66	
	OP2	8.4	9.1	8.5	.	.	4.4	21.62	
	FINAL	8.7	9.2	8.7	.	.	4.4	22.02	22.02
								(42.28)	
5	Mireille Meermans BEL								
	OP1	8.1	7.5	8.3	.	.	4.3	20.32	
	OP2	8.7	8.7	8.6	.	.	3.8	21.16	
	FINAL	8.4	8.6	8.9	.	.	4.6	21.84	21.84
								(41.48)	
6	Ewa Bielik POL								
	OP1	8.5	9.2	9.0	.	.	3.1	20.97	
	OP2	8.2	8.2	8.1	.	.	3.6	19.96	
	FINAL	8.0	9.1	8.7	.	.	3.5	20.77	20.77
								(40.93)	
7	Catia Silva POR								
	OP1	7.8	8.5	7.7	.	.	3.9	19.77	
	OP2	8.5	8.5	8.4	.	.	4.0	20.96	
	FINAL	8.1	8.3	8.3	.	.	3.9	20.41	20.41
								(40.73)	
8	Rute Reis POR								
	OP1	7.9	8.0	7.6	.	.	3.5	19.21	
	OP2	8.4	8.5	8.5	.	.	3.0	19.96	
	FINAL	7.8	7.8	8.1	.	.	4.0	19.73	19.73
								(39.17)	
9	Teresa Gines Montero ESP								
	OP1	8.3	8.8	8.0	.	.	4.1	20.79	
	OP2	8.6	8.5	8.4	.	.	3.9	20.90	
	FINAL	6.8	7.5	7.4	.	.	4.8	19.38	19.38
								(41.69)	

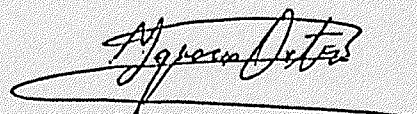
XIII EUROPEAN CHAMPIONSHIPS

14-16 October, Sursee, Switzerland

Ladies Tumbling

- page 1

		J1	J2	J3	J4	J5	Diff	R/Total	TOTAL
1	Chrystel Robert FRA								
	OP1	9.5	9.2	9.5	.	.	5.0	23.87	
	OP2	9.5	9.4	9.5	.	.	5.5	24.46	48.33
2	Sigy Van Renterghem BEL								
	OP1	8.0	8.4	8.7	.	.	5.4	22.16	
	OP2	8.7	9.2	9.2	.	.	4.7	22.88	45.04
3	Corinne Robert FRA								
	OP1	9.1	9.1	9.1	.	.	4.7	22.90	
	OP2	8.7	8.5	8.5	.	.	4.6	21.69	44.59
4	Christel Giroud FRA								
	OP1	8.8	8.5	9.1	.	.	4.2	21.80	
	OP2	8.7	8.5	8.5	.	.	5.1	22.19	43.99
5	Anna Mlodzianowska POL								
	OP1	8.3	9.1	8.3	.	.	3.7	20.66	
	OP2	8.4	9.1	8.5	.	.	4.4	21.62	42.28
6	Teresa Gines Montero ESP								
	OP1	8.3	8.8	8.0	.	.	4.1	20.79	
	OP2	8.6	8.5	8.4	.	.	3.9	20.90	41.69
7	Marie Guinet FRA								
	OP1	8.0	8.1	8.2	.	.	4.2	20.40	
	OP2	9.1	8.8	8.9	.	.	3.3	21.14	41.54
8	Mireille Meermans BEL								
	OP1	8.1	7.5	8.3	.	.	4.3	20.32	
	OP2	8.7	8.7	8.6	.	.	3.8	21.16	41.48
9	Ewa Bielik POL								
	OP1	8.5	9.2	9.0	.	.	3.1	20.97	
	OP2	8.2	8.2	8.1	.	.	3.6	19.96	40.93
10	Catia Silva POR								
	OP1	7.8	8.5	7.7	.	.	3.9	19.77	
	OP2	8.5	8.5	8.4	.	.	4.0	20.96	40.73



XIII EUROPEAN CHAMPIONSHIPS

14-16 October, Sursee, Switzerland

Ladies Tumbling

- page 2

		J1	J2	J3	J4	J5	Diff	R/Total	TOTAL
11	Annick De Klerck	BEL							
	OP1	8.4	8.5	8.5	.	.	3.0	19.96	
	OP2	8.4	8.1	8.4	.	.	3.5	20.17	40.13
12	Yolanda Wouters	BEL							
	OP1	7.9	8.1	8.0	.	.	3.8	19.80	
	OP2	8.8	8.4	8.7	.	.	3.0	20.31	40.11
13	Agnieszka Halasz	POL							
	OP1	8.0	8.4	8.3	.	.	3.9	20.41	
	OP2	7.5	7.9	7.6	.	.	3.9	19.19	39.60
14	Rute Reis	POR							
	OP1	7.9	8.0	7.6	.	.	3.5	19.21	
	OP2	8.4	8.5	8.5	.	.	3.0	19.96	39.17
15	Anna Kraczkowska	POL							
	OP1	8.6	8.7	8.8	.	.	3.4	20.80	
	OP2	6.2	6.4	6.3	.	.	2.1	14.70	35.50
16	Tania Santos	POR							
	OP1	7.8	8.4	8.0	.	.	4.7	20.79	
	OP2	5.1	5.3	5.2	.	.	2.1	12.50	33.29

M. Quaresima

XIII EUROPEAN CHAMPIONSHIPS

14-16 October, Sursee, Switzerland

Ladies Tumbling - TEAM RESULTS

1	FRA	136.91
	Marie Guinet	
	Christel Giroud	
	Corinne Robert	
	Chrystel Robert	
2	BEL	126.79
	Sigy Van Renterghem	
	Mireille Meermans	
	Yolanda Wouters	
	Annick De Klerck	
3	POL	123.20
	Anna Mlodzianowska	
	Ewa Bielik	
	Agnieszka Halasz	
	Anna Kraczkowska	
4	POR	113.19
	Catia Silva	
	Rute Reis	
	Tania Santos	

Agnes D. De

XIII EUROPEAN CHAMPIONSHIPS
14-16 October, Sursee, Switzerland

Mens Tumbling - page 1

		J1	J2	J3	J4	J5	Diff	R/Total	TOTAL
1	Tomasz Kies POL								
	OP1	9.1	9.5	9.2	.	.	6.5	24.99	
	OP2	8.7	9.1	8.9	.	.	6.6	24.40	
	FINAL	8.9	9.2	9.0	.	.	6.6	24.64	24.64
2	Stephane Bayol FRA								
	OP1	9.2	8.5	8.8	.	.	6.3	23.94	
	OP2	8.8	8.4	8.5	.	.	6.3	23.39	
	FINAL	9.1	8.9	8.9	.	.	6.7	24.59	24.59
3	Krzysztof Wilusz POL								
	OP1	8.3	8.4	8.1	.	.	6.5	23.06	
	OP2	9.1	9.3	9.1	.	.	6.6	24.89	
	FINAL	8.3	8.6	8.3	.	.	7.4	24.13	24.13
4	Franck Salcines FRA								
	OP1	9.4	9.2	8.9	.	.	5.9	24.26	
	OP2	9.3	9.2	9.3	.	.	5.9	24.46	
	FINAL	9.1	8.9	8.9	.	.	5.9	23.79	23.79
5	Nuno Pereira POR								
	OP1	8.7	8.3	8.8	.	.	5.5	22.77	
	OP2	8.7	8.6	8.5	.	.	5.0	22.20	
	FINAL	8.6	8.4	8.4	.	.	5.8	22.69	22.69
6	Joerg Stucki SUI								
	OP1	8.4	8.5	8.4	.	.	4.3	21.14	
	OP2	8.3	8.1	8.2	.	.	2.7	19.10	
	FINAL	8.6	8.6	8.5	.	.	4.3	21.46	21.46
7	Sergio Nascimento POR								
	OP1	8.6	8.3	8.4	.	.	6.2	23.04	
	OP2	8.3	8.3	8.1	.	.	5.5	22.01	
	FINAL	7.4	7.2	8.2	.	.	4.6	19.67	19.67

XIII EUROPEAN CHAMPIONSHIPS

14-16 October, Sursee, Switzerland

Mens Tumbling

- page 1

		J1	J2	J3	J4	J5	Diff	R/Total	TOTAL
1	Tomasz Kies POL								
	OP1	9.1	9.5	9.2	.	.	6.5	24.99	
	OP2	8.7	9.1	8.9	.	.	6.6	24.40	49.39
2	Franck Salcines FRA								
	OP1	9.4	9.2	8.9	.	.	5.9	24.26	
	OP2	9.3	9.2	9.3	.	.	5.9	24.46	48.72
3	Krzysztof Wilusz POL								
	OP1	8.3	8.4	8.1	.	.	6.5	23.06	
	OP2	9.1	9.3	9.1	.	.	6.6	24.89	47.95
4	Stephane Bayol FRA								
	OP1	9.2	8.5	8.8	.	.	6.3	23.94	
	OP2	8.8	8.4	8.5	.	.	6.3	23.39	47.33
5	Adrian Sienkiewicz POL								
	OP1	7.7	8.3	7.9	.	.	5.9	21.79	
	OP2	9.3	9.2	8.9	.	.	6.6	24.91	46.70
6	Christoph Freroux FRA								
	OP1	9.2	9.1	9.0	.	.	5.3	23.50	
	OP2	9.5	9.0	9.2	.	.	4.4	22.84	46.34
7	Sergio Nascimento POR								
	OP1	8.6	8.3	8.4	.	.	6.2	23.04	
	OP2	8.3	8.3	8.1	.	.	5.5	22.01	45.05
8	Nuno Pereira POR								
	OP1	8.7	8.3	8.8	.	.	5.5	22.77	
	OP2	8.7	8.6	8.5	.	.	5.0	22.20	44.97
9	Vitor Amador POR								
	OP1	8.9	8.7	8.6	.	.	4.6	22.04	
	OP2	8.2	7.7	7.9	.	.	5.1	20.94	42.98
10	Pascal Eouzan FRA								
	OP1	8.9	8.6	8.4	.	.	5.0	22.24	
	OP2	8.7	8.4	8.4	.	.	3.5	20.43	42.67

XIII EUROPEAN CHAMPIONSHIPS

14-16 October, Sursee, Switzerland

Mens Tumbling

- page 2

		J1	J2	J3	J4	J5	Diff	R/Total	TOTAL
11	Radostaw Walczak	POL							
	OP1	8.4	8.0	8.4	.	.	4.5	21.12	
	OP2	7.7	8.1	8.0	.	.	4.1	20.01	41.13
12	Joerg Stucki	SUI							
	OP1	8.4	8.5	8.4	.	.	4.3	21.14	
	OP2	8.3	8.1	8.2	.	.	2.7	19.10	40.24
13	Francisco Pinto	POR							
	OP1	8.0	7.7	7.9	.	.	5.7	21.46	
	OP2	5.4	4.9	5.2	.	.	2.8	13.16	34.62
14	-Rabah Mekachi	ALG							
	OP1	8.1	8.1	8.1	.	.	3.3	19.50	
	OP2	5.2	5.2	4.8	.	.	0.8	11.02	30.52
15 =	-Omar Gerbaa	ALG							
	OP1	8.1	7.7	7.8	.	.	2.6	18.29	
	OP2	4.8	5.1	4.9	.	.	1.1	10.94	29.23
15 =	-Abed Hacini	ALG							
	OP1	7.3	7.3	7.5	.	.	3.2	17.89	
	OP2	7.9	7.9	7.9	.	.	1.5	17.30	35.19
15 =	-Chelghoum Missum	ALG							
	OP1	8.3	8.0	8.1	.	.	1.9	18.14	
	OP2	8.1	8.2	8.2	.	.	2.1	18.46	36.60

XIII EUROPEAN CHAMPIONSHIPS

14-16 October, Sursee, Switzerland

Mens Tumbling - TEAM RESULTS

1	POL	144.04
	Krzysztof Wilusz	
	Adrian Sienkiewicz	
	Tomasz Kies	
	Radostaw Walczak	
2	FRA	142.49
	Christoph Freroux	
	Franck Salcines	
	Pascal Eouzan	
	Stephane Bayol	
3	POR	133.00
	Sergio Nascimento	
	Nuno Pereira	
	Vitor Amador	
	Francisco Pinto	
4	ALG	102.71
	-Rabah Mekachi	
	-Omar Gerbaa	
	-Abed Hacini	
	-Chelghoum Missum	

Aguero

XIII EUROPEAN CHAMPIONSHIPS
14-16 October, Sursee, Switzerland

Ladies Double Mini - page 1

		J1	J2	J3	J4	SJ	Diff	R/Total	TOTAL
1	Nicole Kruger	GER							
	OP 1	1.3	1.5	1.4	1.5	.	1.9	4.80	
	OP 2	1.7	1.8	1.7	1.7	.	1.7	5.10	
	OP 3	1.5	1.5	1.6	1.7	.	1.5	4.60	
	OP 4	1.6	1.6	1.5	1.7	.	1.9	5.10	
	OP 5	1.7	1.7	1.7	1.7	.	1.7	5.10	10.20
2	Amelia Carneiro	POR							
	OP 1	1.7	1.7	1.6	1.7	.	1.5	4.90	
	OP 2	1.5	1.6	1.6	1.5	.	1.5	4.60	
	OP 3	1.6	1.7	1.5	1.6	.	1.5	4.70	
	OP 4	1.7	1.7	1.7	1.7	.	1.5	4.90	
	OP 5	1.7	1.7	1.7	1.6	.	1.5	4.90	9.80
3 =	Ana Roncero	ESP							
	OP 1	1.7	1.7	1.7	1.7	.	1.5	4.90	
	OP 2	1.6	1.6	1.6	1.5	.	1.6	4.80	
	OP 3	1.5	1.5	1.6	1.7	.	1.5	4.60	
	OP 4	1.6	1.6	1.7	1.6	.	1.5	4.70	
	OP 5	1.6	1.6	1.6	1.6	.	1.6	4.80	9.50
3 =	Maria Oliveira	POR							
	OP 1	1.5	1.5	1.3	1.4	.	2.1	5.00	
	OP 2	1.4	1.4	1.4	1.5	.	2.3	5.10	
	OP 3	1.7	1.7	1.7	1.6	.	1.6	5.00	
	OP 4	1.0	1.1	1.2	1.1	.	1.4	3.60	
	OP 5	1.8	1.8	1.8	1.8	.	2.3	5.90	9.50
5	Sonia Dominguez	ESP							
	OP 1	1.4	1.5	1.4	1.4	.	1.6	4.40	
	OP 2	1.6	1.7	1.6	1.7	.	1.5	4.80	
	OP 3	1.6	1.6	1.6	1.5	.	1.5	4.70	
	OP 4	1.5	1.5	1.5	1.6	.	1.5	4.50	
	OP 5	1.4	1.3	1.4	1.4	.	1.9	4.70	9.20
6	Ute Springub	GER							
	OP 1	1.6	1.6	1.7	1.7	.	1.6	4.90	
	OP 2	1.6	1.7	1.4	1.6	.	1.9	5.10	
	OP 3	1.6	1.7	1.6	1.7	.	1.7	5.00	
	OP 4	1.5	1.7	1.7	1.7	.	1.7	5.10	
	OP 5	0.0	0.0	0.0	0.0	.	0.0	0.00	5.10
7	Saskia Demeyer	BEL							
	OP 1	1.5	1.5	1.6	1.5	.	1.6	4.60	
	OP 2	1.3	1.3	1.4	1.1	.	1.3	3.90	
	OP 3	1.2	1.0	1.3	1.3	.	1.9	4.40	
	OP 4	0.0	0.0	0.0	0.0	.	0.0	0.00	
	OP 5	1.4	1.4	1.5	1.4	.	2.1	4.90	4.90

Agnese D'Amico

XIII EUROPEAN CHAMPIONSHIPS
14-16 October, Sursee, Switzerland

Ladies Double Mini - page 1

		J1	J2	J3	J4	SJ	Diff	R/Total	TOTAL
1	Maria Oliveira POR								
	OP 1	1.5	1.5	1.3	1.4	.	2.1	5.00	
	OP 2	1.4	1.4	1.4	1.5	.	2.3	5.10	
	OP 3	1.7	1.7	1.7	1.6	.	1.6	5.00	15.10
2	Ute Springub GER								
	OP 1	1.6	1.6	1.7	1.7	.	1.6	4.90	
	OP 2	1.6	1.7	1.4	1.6	.	1.9	5.10	
	OP 3	1.6	1.7	1.6	1.7	.	1.7	5.00	15.00
3 =	Nicole Kruger GER								
	OP 1	1.3	1.5	1.4	1.5	.	1.9	4.80	
	OP 2	1.7	1.8	1.7	1.7	.	1.7	5.10	
	OP 3	1.5	1.5	1.6	1.7	.	1.5	4.60	14.50
3 =	Gretje Reinemer GER								
	OP 1	1.7	1.8	1.7	1.7	.	1.4	4.80	
	OP 2	1.7	1.6	1.7	1.7	.	1.6	5.00	
	OP 3	1.6	1.6	1.7	1.6	.	1.5	4.70	14.50
5	Ana Roncero ESP								
	OP 1	1.7	1.7	1.7	1.7	.	1.5	4.90	
	OP 2	1.6	1.6	1.6	1.5	.	1.6	4.80	
	OP 3	1.5	1.5	1.6	1.7	.	1.5	4.60	14.30
6	Amelia Carneiro POR								
	OP 1	1.7	1.7	1.6	1.7	.	1.5	4.90	
	OP 2	1.5	1.6	1.6	1.5	.	1.5	4.60	
	OP 3	1.6	1.7	1.5	1.6	.	1.5	4.70	14.20
7	Marina Caetano POR								
	OP 1	1.6	1.6	1.6	1.5	.	1.5	4.70	
	OP 2	1.6	1.6	1.5	1.5	.	1.5	4.60	
	OP 3	1.6	1.6	1.7	1.6	.	1.5	4.70	14.00
8	Sonia Dominguez ESP								
	OP 1	1.4	1.5	1.4	1.4	.	1.6	4.40	
	OP 2	1.6	1.7	1.6	1.7	.	1.5	4.80	
	OP 3	1.6	1.6	1.6	1.5	.	1.5	4.70	13.90
9	Eva Maria Falcon ESP								
	OP 1	1.5	1.5	1.5	1.5	.	1.6	4.60	
	OP 2	1.4	1.3	1.4	1.3	.	1.1	3.80	
	OP 3	1.5	1.5	1.7	1.6	.	1.5	4.60	13.00
10	Saskia Demeyer BEL								
	OP 1	1.5	1.5	1.6	1.5	.	1.6	4.60	
	OP 2	1.3	1.3	1.4	1.1	.	1.3	3.90	
	OP 3	1.2	1.0	1.3	1.3	.	1.9	4.40	12.90
11	Nadine Intrup GER								
	OP 1	1.6	1.7	1.6	1.6	.	1.7	4.90	
	OP 2	0.0	0.0	0.0	0.0	.	0.0	0.00	
	OP 3	1.7	1.7	1.6	1.6	.	1.9	5.20	10.10

XIII EUROPEAN CHAMPIONSHIPS

14-16 October, Sursee, Switzerland

Ladies Double Mini - TEAM SCORES

1	GER	44.70
	Ute Springub	
	Nicole Kruger	
	Nadine Intrup	
	Gretje Reinemer	
2	ESP	41.30
	Sonia Dominguez	
	Lorena Vinagre	
	Eva Maria Falcon	
	Ana Roncero	
3	POR	38.60
	Amelia Carneiro	
	Maria Oliveira	
	Marina Caetano	

Magnus Ditz

XIII EUROPEAN CHAMPIONSHIPS
14-16 October, Sursee, Switzerland

Mens Double Mini - page 1

		J1	J2	J3	J4	SJ	Diff	R/Total	TOTAL
1 = Ulf Andersson	SWE								
	OP 1	1.4	1.3	1.2	1.3	.	2.3	4.90	
	OP 2	1.7	1.5	1.7	1.7	.	2.5	5.90	
	OP 3	0.8	0.8	0.8	0.8	.	1.1	2.70	
	OP 4	1.5	1.5	1.4	1.5	.	2.9	5.90	
	OP 5	1.7	1.7	1.7	1.8	.	2.5	5.90	11.80
1 = Pascual Robles	GER								
	OP 1	1.7	1.5	1.6	1.7	.	2.3	5.60	
	OP 2	1.6	1.6	1.6	1.7	.	2.5	5.70	
	OP 3	1.7	1.5	1.6	1.6	.	2.5	5.70	
	OP 4	1.8	1.6	1.7	1.7	.	2.5	5.90	
	OP 5	1.7	1.6	1.7	1.7	.	2.5	5.90	11.80
1 = Luis Nunes	POR								
	OP 1	1.7	1.7	1.7	1.8	.	2.5	5.90	
	OP 2	1.3	1.4	1.3	1.5	.	2.5	5.20	
	OP 3	1.8	1.8	1.8	1.8	.	2.7	6.30	
	OP 4	1.5	1.6	1.5	1.5	.	2.5	5.50	
	OP 5	1.7	1.8	1.8	1.8	.	2.7	6.30	11.80
1 = Jorge Pereira	POR								
	OP 1	1.7	1.7	1.7	1.8	.	2.5	5.90	
	OP 2	1.7	1.6	1.6	1.6	.	2.7	5.90	
	OP 3	1.8	1.7	1.7	1.7	.	2.7	6.10	
	OP 4	1.6	1.6	1.6	1.7	.	2.3	5.50	
	OP 5	1.8	1.7	1.8	1.8	.	2.7	6.30	11.80
5 Alberto Robleda	ESP								
	OP 1	1.6	1.6	1.5	1.7	.	2.5	5.70	
	OP 2	1.7	1.7	1.6	1.6	.	2.5	5.80	
	OP 3	1.4	1.5	1.3	1.5	.	2.3	5.20	
	OP 4	1.7	1.7	1.6	1.7	.	2.5	5.90	
	OP 5	1.7	1.7	1.6	1.6	.	2.5	5.80	11.70
6 Alex Cuenca	ESP								
	OP 1	1.5	1.5	1.5	1.6	.	2.3	5.30	
	OP 2	1.5	1.6	1.6	1.7	.	2.7	5.90	
	OP 3	1.7	1.7	1.6	1.7	.	2.5	5.90	
	OP 4	1.6	1.7	1.6	1.6	.	2.7	5.90	
	OP 5	1.5	1.5	1.4	1.5	.	2.5	5.50	11.40
7 Uwe Marquardt	GER								
	OP 1	1.5	1.4	1.5	1.5	.	2.1	5.10	
	OP 2	1.8	1.8	1.8	1.8	.	2.3	5.90	
	OP 3	1.7	1.5	1.6	1.7	.	2.3	5.60	
	OP 4	1.6	1.7	1.7	1.7	.	2.1	5.50	
	OP 5	1.6	1.5	1.6	1.5	.	2.3	5.40	10.90
8 Magnus Innala	SWE								
	OP 1	1.4	1.5	1.4	1.6	.	2.3	5.20	
	OP 2	1.7	1.6	1.6	1.7	.	2.5	5.80	
	OP 3	1.5	1.4	1.4	1.6	.	2.3	5.20	
	OP 4	1.3	1.3	1.3	1.3	.	2.5	5.10	
	OP 5	1.6	1.5	1.5	1.6	.	2.5	5.60	10.70

XIII EUROPEAN CHAMPIONSHIPS
14-16 October, Sursee, Switzerland

Mens Double Mini - page 2

		J1	J2	J3	J4	SJ	Diff	R/Total	TOTAL
9	Tim Declercq BEL								
	OP 1	1.6	1.5	1.6	1.6	.	2.3	5.50	
	OP 2	1.5	1.6	1.5	1.7	.	2.3	5.40	
	OP 3	1.6	1.6	1.6	1.7	.	2.1	5.30	
	OP 4	1.5	1.5	1.5	1.5	.	2.3	5.30	
	OP 5	1.5	1.5	1.5	1.7	.	2.3	5.30	10.60
10	Pencho Penchev BUL								
	OP 1	0.9	0.8	0.9	0.8	.	1.1	2.80	
	OP 2	1.8	1.7	1.6	1.7	.	2.5	5.90	
	OP 3	1.8	1.7	1.6	1.7	.	3.1	6.50	
	OP 4	1.7	1.6	1.5	1.6	.	3.7	6.90	
	OP 5	0.8	0.8	0.8	0.8	.	1.1	2.70	9.60

M. Messerli

XIII EUROPEAN CHAMPIONSHIPS

14-16 October, Sursee, Switzerland

Mens Double Mini - page 1

		J1	J2	J3	J4	SJ	Diff	R/Total	TOTAL
1	Jorge Pereira POR								
	OP 1	1.7	1.7	1.7	1.8	.	2.5	5.90	
	OP 2	1.7	1.6	1.6	1.6	.	2.7	5.90	
	OP 3	1.8	1.7	1.7	1.7	.	2.7	6.10	17.90
2 =	Luis Nunes POR								
	OP 1	1.7	1.7	1.7	1.8	.	2.5	5.90	
	OP 2	1.3	1.4	1.3	1.5	.	2.5	5.20	
	OP 3	1.8	1.8	1.8	1.8	.	2.7	6.30	17.40
2 =	Joao Ferreira POR								
	OP 1	1.6	1.7	1.5	1.7	.	2.3	5.60	
	OP 2	1.6	1.8	1.6	1.7	.	2.7	6.00	
	OP 3	1.6	1.7	1.5	1.8	.	2.5	5.80	17.40
4	Alex Cuenca ESP								
	OP 1	1.5	1.5	1.5	1.6	.	2.3	5.30	
	OP 2	1.5	1.6	1.6	1.7	.	2.7	5.90	
	OP 3	1.7	1.7	1.6	1.7	.	2.5	5.90	17.10
5	Pascual Robles GER								
	OP 1	1.7	1.5	1.6	1.7	.	2.3	5.60	
	OP 2	1.6	1.6	1.6	1.7	.	2.5	5.70	
	OP 3	1.7	1.5	1.6	1.6	.	2.5	5.70	17.00
6	Alberto Robleda ESP								
	OP 1	1.6	1.6	1.5	1.7	.	2.5	5.70	
	OP 2	1.7	1.7	1.6	1.6	.	2.5	5.80	
	OP 3	1.4	1.5	1.3	1.5	.	2.3	5.20	16.70
7	Uwe Marquardt GER								
	OP 1	1.5	1.4	1.5	1.5	.	2.1	5.10	
	OP 2	1.8	1.8	1.8	1.8	.	2.3	5.90	
	OP 3	1.7	1.5	1.6	1.7	.	2.3	5.60	16.60
8	Paulo Garcia POR								
	OP 1	1.3	1.4	1.3	1.4	.	2.5	5.20	
	OP 2	1.8	1.7	1.7	1.7	.	2.5	5.90	
	OP 3	1.5	1.5	1.5	1.5	.	2.3	5.30	16.40
9 =	Magnus Innala SWE								
	OP 1	1.4	1.5	1.4	1.6	.	2.3	5.20	
	OP 2	1.7	1.6	1.6	1.7	.	2.5	5.80	
	OP 3	1.5	1.4	1.4	1.6	.	2.3	5.20	16.20
9 =	Tim Declercq BEL								
	OP 1	1.6	1.5	1.6	1.6	.	2.3	5.50	
	OP 2	1.5	1.6	1.5	1.7	.	2.3	5.40	
	OP 3	1.6	1.6	1.6	1.7	.	2.1	5.30	16.20

XIII EUROPEAN CHAMPIONSHIPS

14-16 October, Sursee, Switzerland

Mens Double Mini

page 2

11	Jaime Castillejo	ESP								
	OP 1		1.4	1.4	1.2	1.3	.	2.1	4.80	
	OP 2		1.6	1.6	1.5	1.6	.	2.1	5.30	
	OP 3		1.4	1.4	1.4	1.4	.	2.7	5.50	15.60
			J1	J2	J3	J4	SJ	Diff	R/Total	TOTAL
12	Pencho Penchev	BUL								
	OP 1		0.9	0.8	0.9	0.8	.	1.1	2.80	
	OP 2		1.8	1.7	1.6	1.7	.	2.5	5.90	
	OP 3		1.8	1.7	1.6	1.7	.	3.1	6.50	15.20
13	Ulf Andersson	SWE								
	OP 1		1.4	1.3	1.2	1.3	.	2.3	4.90	
	OP 2		1.7	1.5	1.7	1.7	.	2.5	5.90	
	OP 3		0.8	0.8	0.8	0.8	.	1.1	2.70	13.50
14	Steffen Eisloeffel	GER								
	OP 1		0.0	0.0	0.0	0.0	.	0.0	0.00	
	OP 2		1.7	1.8	1.7	1.8	1.7	2.7	6.17	
	OP 3		1.7	1.7	1.7	1.8	.	2.7	6.10	12.27
15	Heiko Berger	GER								
	OP 1		1.5	1.5	1.5	1.6	.	2.3	5.30	
	OP 2		0.0	0.0	0.0	0.0	.	0.0	0.00	
	OP 3		1.2	1.3	1.2	1.4	.	2.5	5.00	10.30
16	Javier Guerrero	ESP								
	OP 1		1.5	1.4	1.4	1.5	.	2.1	5.00	
	OP 2		0.0	0.0	0.0	0.0	.	0.0	0.00	
	OP 3		1.5	1.5	1.4	1.4	.	2.1	5.00	10.00

A. Penchev

XIII EUROPEAN CHAMPIONSHIPS

14-16 October, Sursee, Switzerland

	Mens Double Mini	-	TEAM SCORES
1	POR		53.40
	Luis Nunes		
	Joao Ferreira		
	Paulo Garcia		
	Jorge Pereira		
2	GER		51.17
	Steffen Eisloeffel		
	Pascual Robles		
	Heiko Berger		
	Uwe Marquardt		
3	ESP		49.60
	Alex Cuenca		
	Jaime Castillejo		
	Alberto Robleda		
	Javier Guerrero		

